



# Campus Climate Survey 2022: Overview

## July 1, 2022

Report developed with Ryan Grogan, CARE Project Director,  
Kurt Stimeling, Vice President of Student Affairs

## Table of Contents

<b>Executive Summary.....</b>	<b>3</b>
Survey Administration.....	3
Summary of Findings.....	3
Strengths and Challenges.....	3
Action Steps.....	4
<b>Overview and Administration Details.....</b>	<b>4</b>
<b>Survey Response Analysis.....</b>	<b>6</b>
Respondent Demographics.....	6
Perceptions of Campus Climate and Awareness of Campus Services at Rivier University .....	8
Students' Experiences Related to Unwanted Sexual Encounters.....	11
Sexual Harassment by a Faculty, Instructor, or Staff Member.....	11
Sexual Harassment by Students.....	14
Stalking.....	17
Dating Violence.....	20
Sexual Violence.....	23
Reporting.....	26
Campus Safety.....	27
<b>Appendix 1: Survey Tool.....</b>	<b>28</b>
<b>Appendix 2: Aggregate Data.....</b>	<b>93</b>

## Executive Summary

### Survey Administration

In the spring of 2022, Rivier University administered the campus climate survey that was provided to the school as required by NH RSA 188. The survey was conducted through Survey Monkey and sent to all students at Rivier. This was the first administration of this survey at Rivier University. The survey looked at the overall campus climate and issues of Gender-based violence including sexual harassment, stalking, dating violence and sexual violence. This survey had similar pieces to a climate survey administered in 2019 but overall was much different. The survey ran from February 8, 2022, through March 6, 2022. The survey was sent to 2,393 students with a 13.7% response rate.

### Summary of Findings

The survey first asks all students about some of their perceptions, knowledge, and general experiences pertaining to sexual harassment, stalking, dating violence and sexual violence. A large majority of students who complete the survey said that they feel safe on campus from sexual harassment, stalking, dating violence, and sexual violence. Overall, students did not consider sexual misconduct being a problem at Rivier University. Students were relatively neutral on awareness of how to get help on campus for sexual misconduct, where to report sexual misconduct and what happens when a report is made. Students largely believed that Rivier University would take the report seriously, support the person making the report and take action to address the factors that may have led to the sexual misconduct.

The second part of the survey asks students about whether they had specific experiences relating to sexual harassment by a faculty, instructor or staff member, sexual harassment by a student, stalking victimization, dating violence victimization and sexual violence victimization. The rates for sexual harassment by a faculty, instructor, staff member, sexual harassment by a student, stalking, dating violence and sexual violence were higher in the current academic year (2021-2022) than any other academic year across all the categories.

Only a couple of students reported the incidents of sexual harassment, stalking, dating violence or sexual violence to a campus official. Most students had not told anyone about their experiences prior to the survey. The most common reasons for not sharing their experiences were it being a private matter or feeling as if it was not serious enough to talk about. Those who did share their experiences typically shared with a roommate or a close friend who was not a roommate.

### Strengths and Challenges

One of the challenges identified by Rivier University is that this is the first year completing this survey therefore we do not have any comparison data. Rivier University has committed to raising awareness around the issues of sexual assault, domestic violence, dating violence and stalking through a grant provided by the Department of Justice, OVW. This grant has supported the CARE Program which has a full-time staff person dedicated to working to raise awareness here on campus.

One of the strengths of Rivier University is resources available to students. Overall, students said that they were aware of resources that were available to them including Counseling Services, Health Services and Campus Security. With students knowing that resources are available to our goal is that students will feel more comfortable coming forward if they experience any sexual misconduct issues.

Another strength identified in the survey is students acknowledge that the University has provided them with information about sexual misconduct. Most students said since coming to Rivier University they have received information regarding the definitions of types of sexual misconduct, and information regarding the student code of conduct. Rivier provides multiple trainings to students, including first year students, athletics, resident assistants, etc. through the CARE Project and the Department of Justice, OVW Grant.

### Action Steps

#### 1. Continued Awareness of Campus and Community Resources

Our goal at Rivier University is to make sure that all students feel safe and heard. One of the questions asked in the climate survey pertained to on and off campus resources and their relationship with sexual misconduct response. Students answered with a higher awareness to Campus Security, Health Services and Counseling Services. However, students' knowledge of Title IX and the CARE Project were much lower. Rivier University and the CARE Project will continue to provide educational material and opportunities to our students including first years, athletes, etc. about all our campus resources with a focus on the role of Title IX and the CARE Project.

#### 2. Continued Awareness of What is Sexual Misconduct on Campus

Upon review of the campus climate survey, we noticed that students reported that incidents of sexual harassment, stalking, dating violence and sexual violence were happening here at Rivier University. However, our yearly Annual Security Report through the Jeanne Clery Act have shown us that students are not reporting these issues to the university. With continued education on sexual misconduct and what it entails we hope that it will help lower the number of incidents happening to Rivier students. It is our goal that through awareness students will feel more comfortable approaching the University if they experience sexual misconduct on or off campus.

### Overview and Administration Details

**Instrument:** Under New Hampshire's RSA 188:H-4, Institutions of Higher Education must conduct a campus climate survey biennially. Rivier University was provided a "base survey" which was drafted by the task force. Rivier University did not append any of its own questions to the survey. The survey consisted of 10 modules containing a total of 246 questions.

**Date Range:** February 8, 2022, to March 6, 2022

**Population:** All degree-seeking students who were registered for Spring Semester classes at the time of the launch (total N = 2393)

**Full-time equivalency:** 1689

**Distribution and Marketing:** The survey was emailed to students' Rivier email address on February 8, 2022. Students got email reminders on February 15, 2022, February 22, 2022, and March 1, 2022. We asked that faculty, staff, and coaches to remind students about completing the survey and its importance. In addition, an announcement was created that students would see when accessing Canvas. Posters were hung in residents' halls and at other locations around campus which contained a QR code for students to scan and access the survey. A slideshow with the QR code was aired on a continuous

loop on the Dion Center television. Finally, Ryan Grogan, CARE Project Director, tabled and provided info sheets to students, with the QR code, during the survey window.

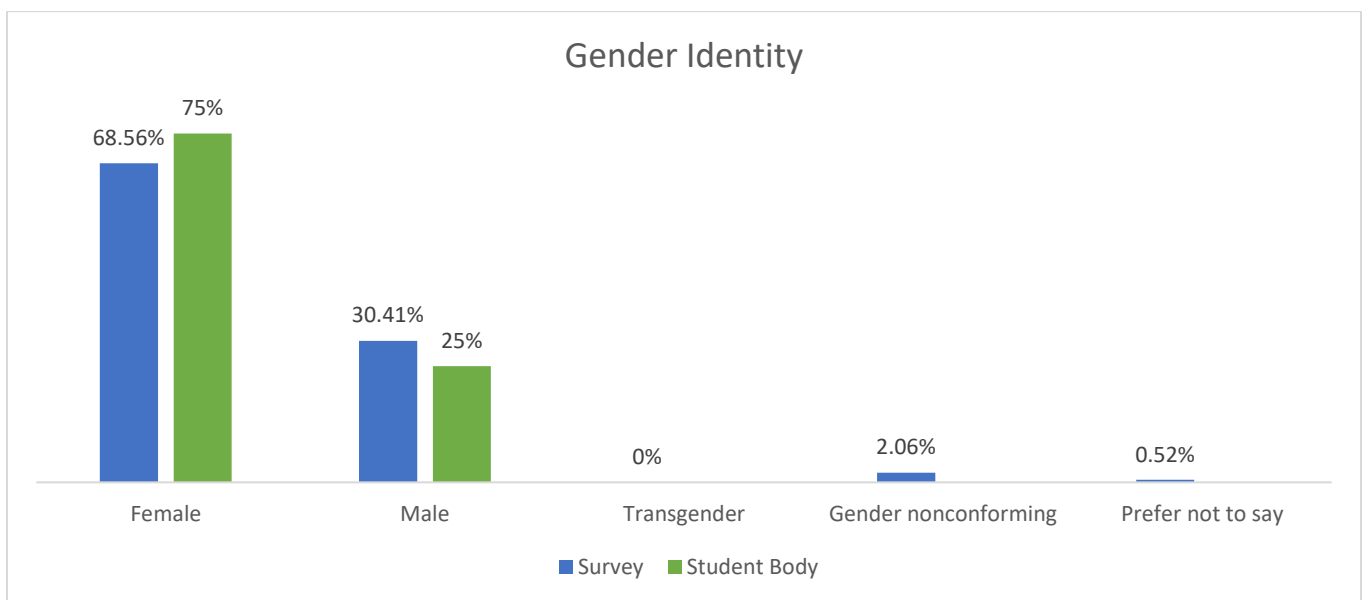
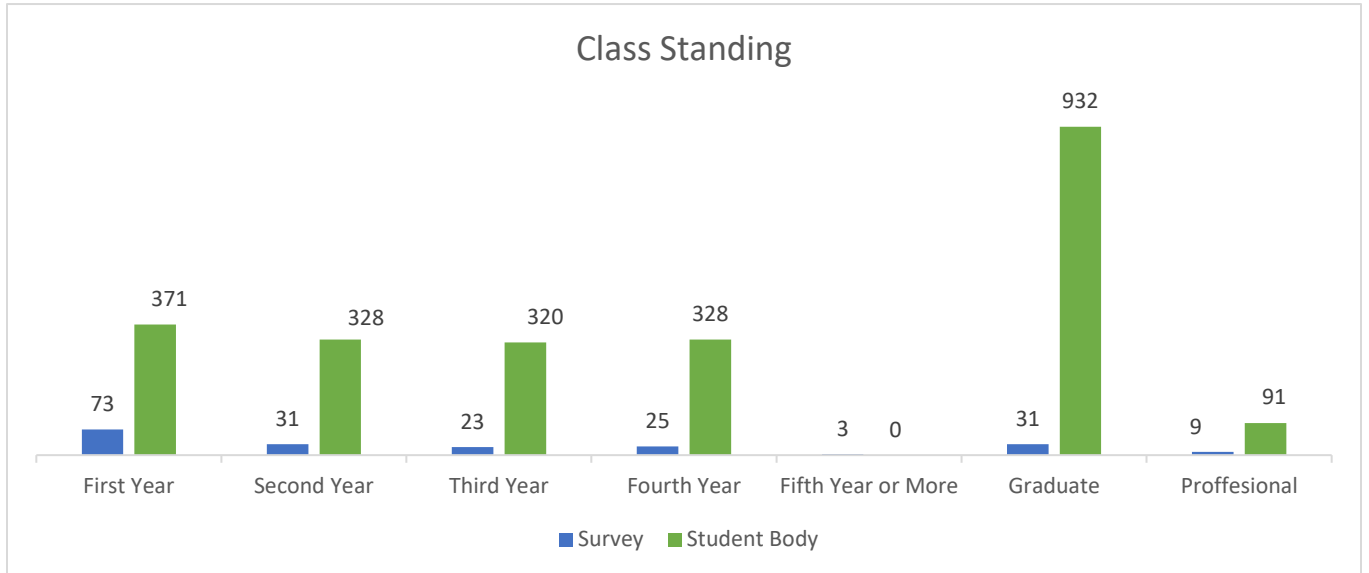
**Survey response rate:** 13.7% (327)

**Percentage complete:** 60.9% (199). Approximately 22% of students (72) responded to the questions in the first of ten modules but then stopped. Adjusting based on those who continued (255), the completion rate was 78%.

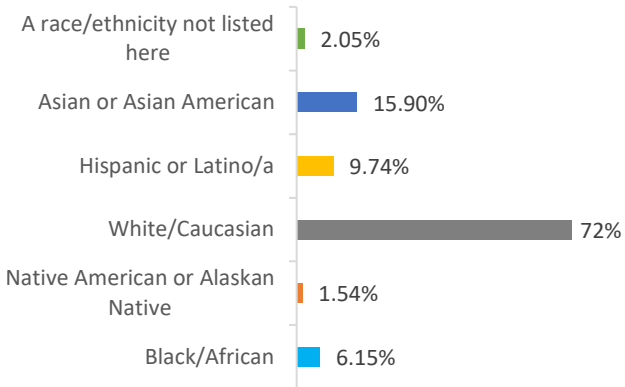
## Survey Response Analysis

### Respondent Demographics

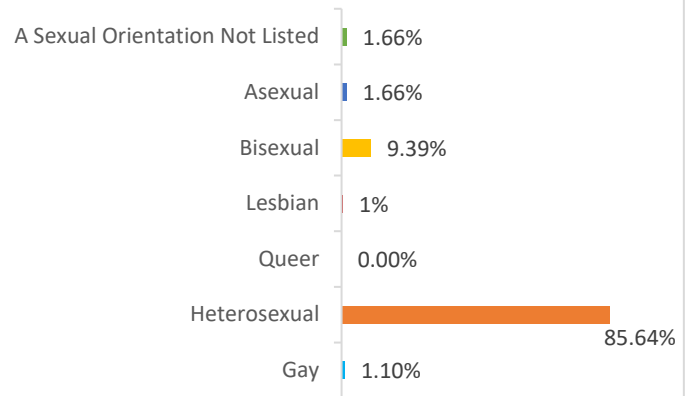
For those who responded to demographics questions, located at the end of the survey, responses were compared to official data for the student body during the spring 2022 semester.



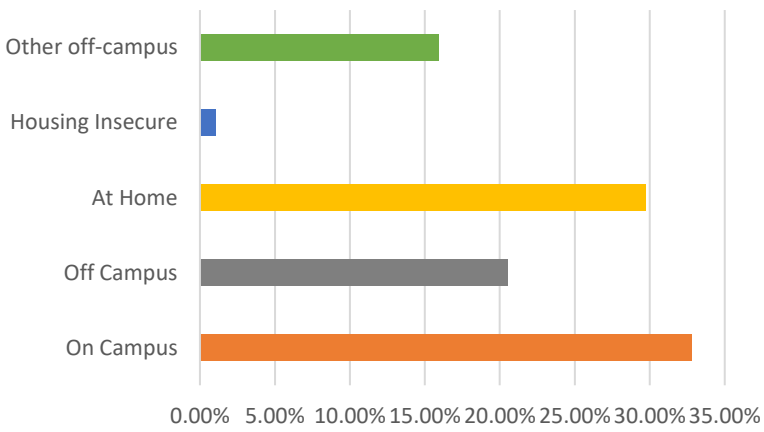
### Race/Ethnicity



### Sexual Orientation

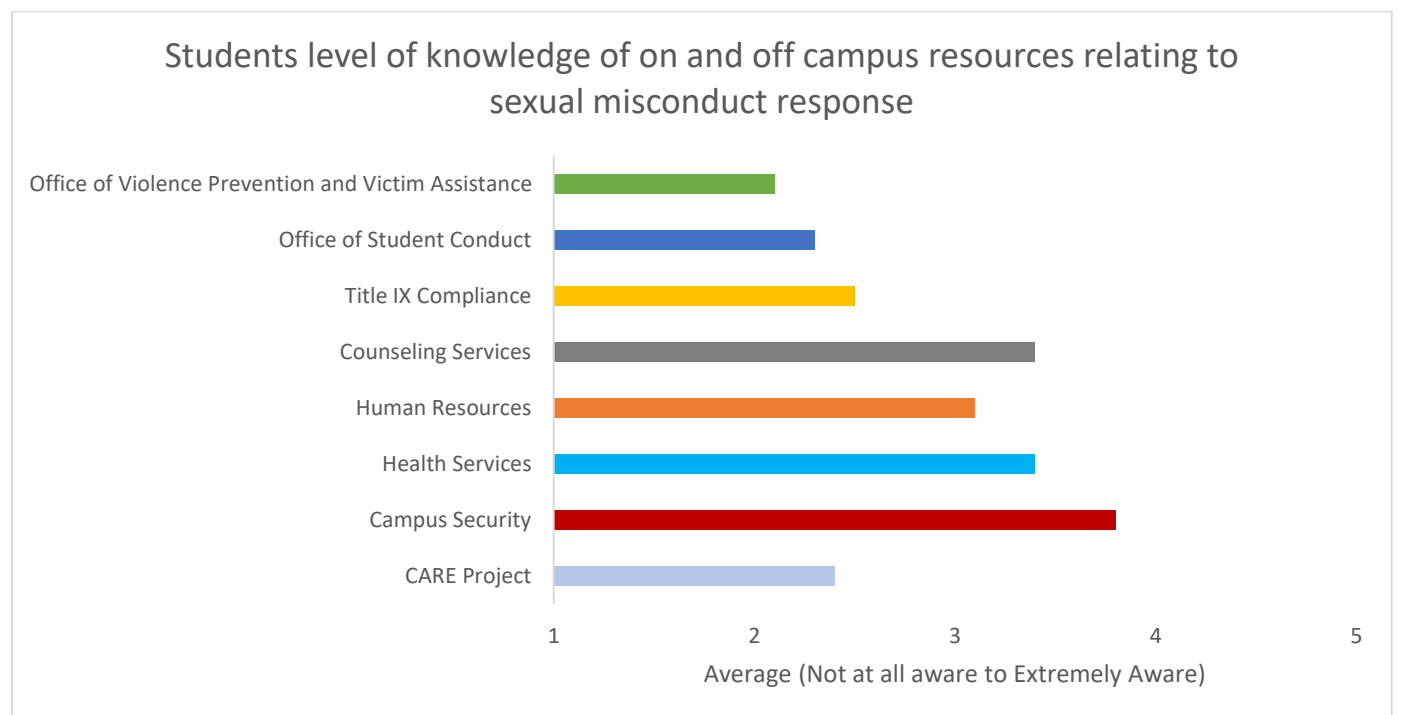
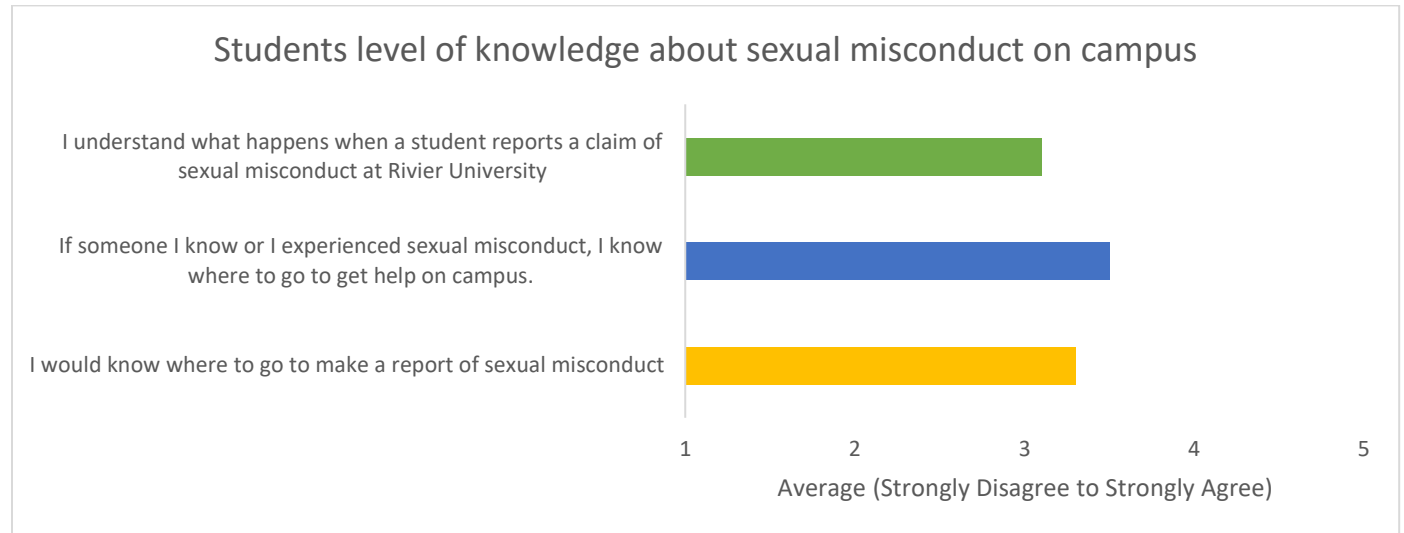


### Living Situation



Age (Mean = 25.5)	
18	13.16%
19	20.0%
20	10.53%
21	14.75%
22	5.79%
23	2.63%
24	2.63%
25	1.05%
26 – 35	13.68%
36 – 45	9.47%
46+	6.31%

## Perceptions of Campus Climate and Awareness of Campus Services at Rivier University





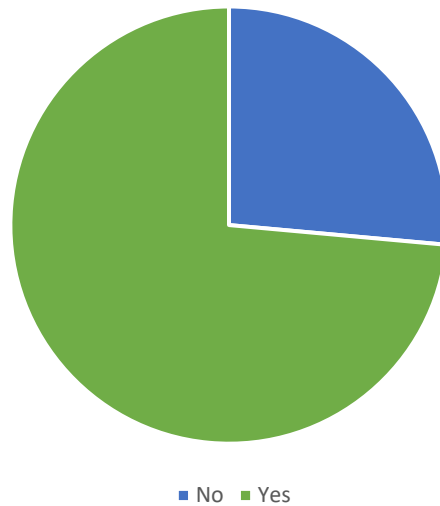
## Perceptions of the University's response to a report



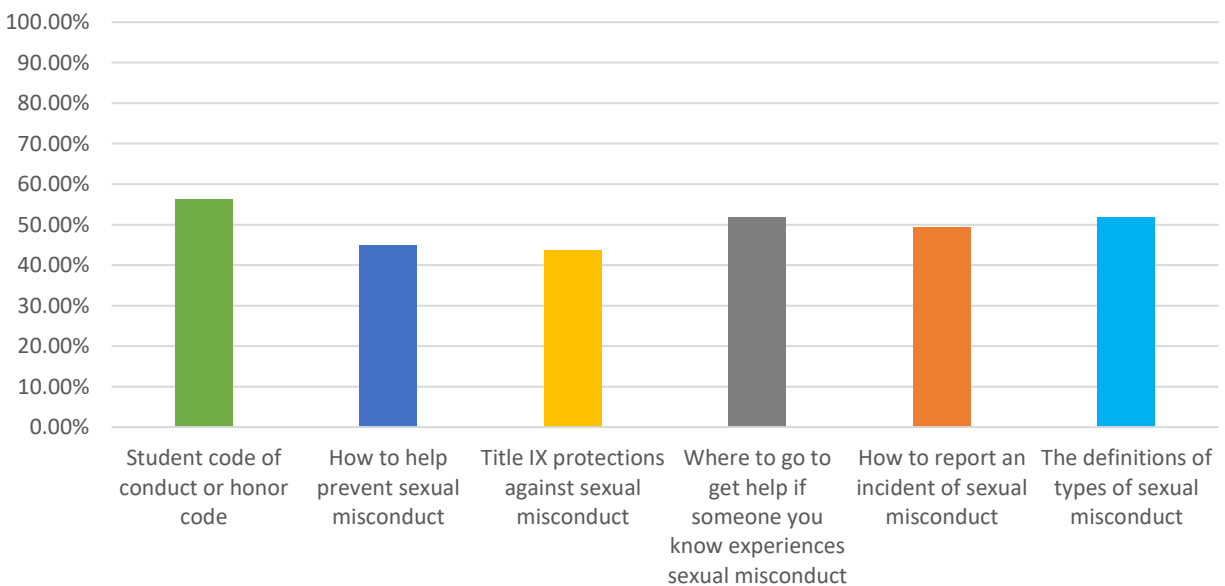
### Students' actions related to awareness/prevention while at Rivier University

Discussed sexual misconduct/rape in class	36.06%
Discussed the topic of sexual misconduct with friends	52.88%
Discussed sexual misconduct with a family member	31.25%
Attended an event or program about what you can do as a bystander to stop sexual misconduct	28.85%
Attended a sexual consent program	18.27%
Attended a rally or other campus event about sexual misconduct or sexual assault	7.21%
Seen posters about sexual misconduct (raising awareness, preventing rape, defining sexual misconduct)	56.73%
Seen or heard campus administrators or staff address sexual misconduct	21.15%
Seen crime alerts about sexual misconduct	25.00%
Read a report about sexual violence rates at Rivier University	15.87%
Visited a Rivier University website with information on sexual misconduct	13.46%
Volunteered or interned at an organization that addresses sexual misconduct	6.25%
Seen or heard about sexual misconduct in a student publication or media outlet	26.92%
Taken a class to learn more about sexual misconduct	6.73%

Received information or education before coming to Rivier University (that did not come from Rivier)

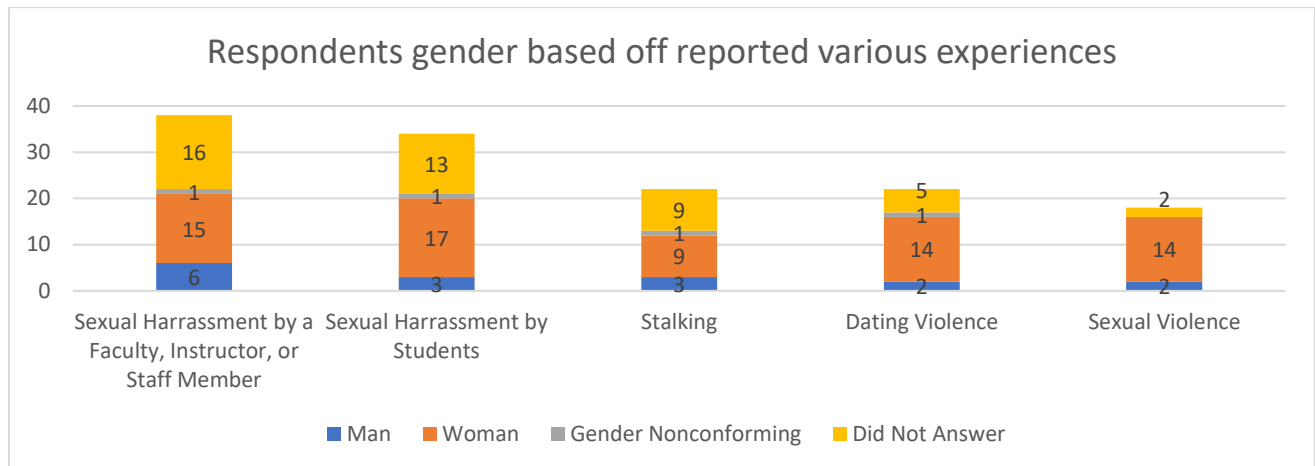


Since coming to Rivier University, have you recieved written or verbal information from anyone at Rivier University about the following?



## Students' Experiences Related to Unwanted Sexual Encounters

Students were asked a series of questions about specific experiences, which combine to indicate whether the student had experienced sexual harassment by a faculty or staff member (16 questions), sexual harassment by a student (11 questions), stalking (11 questions), dating violence (6 questions), or sexual violence (25 questions).

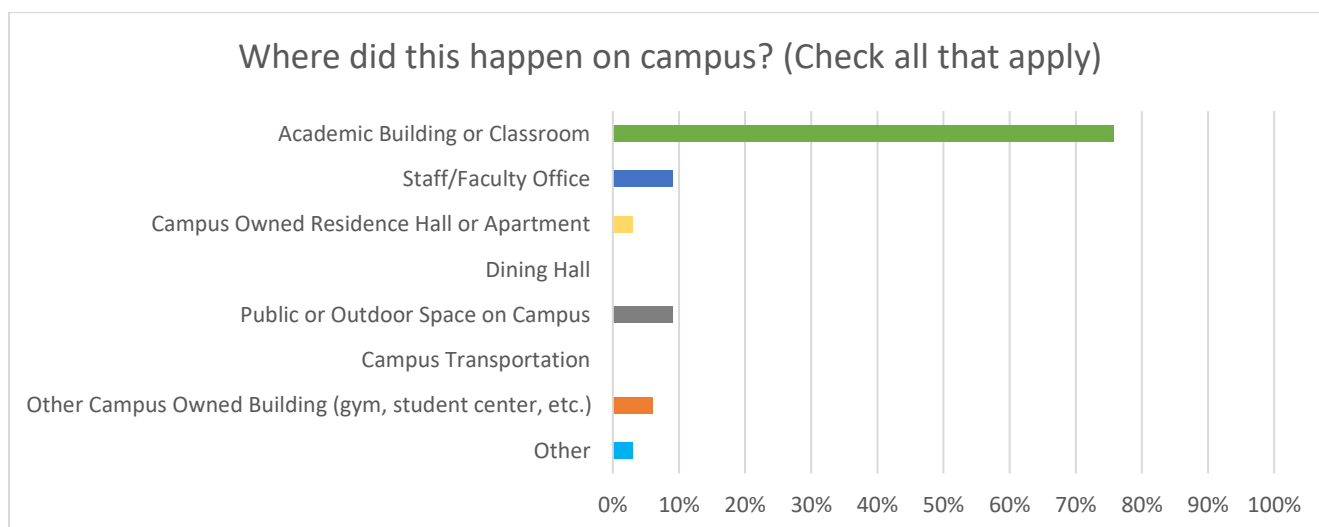
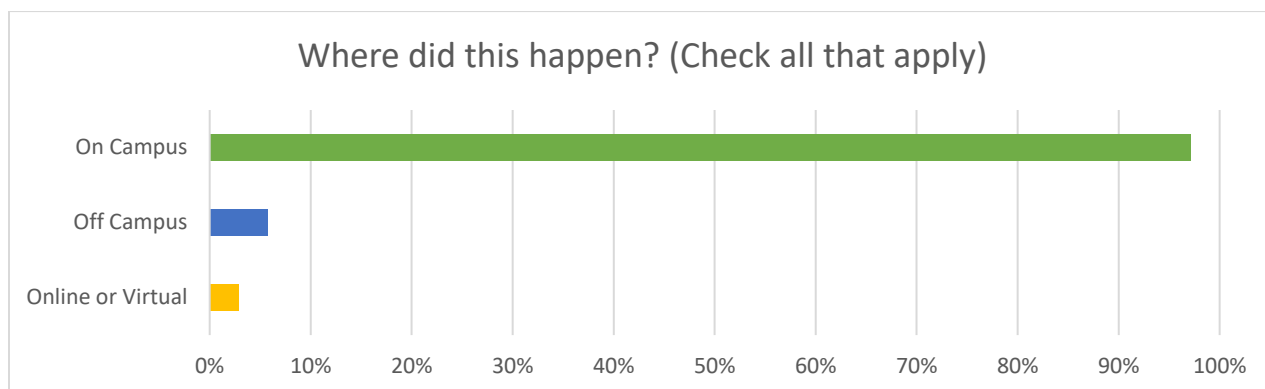
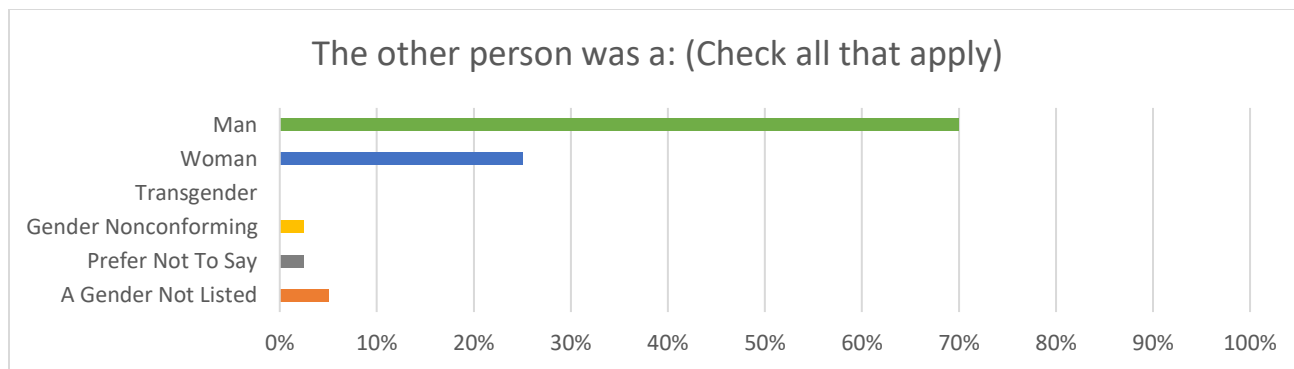


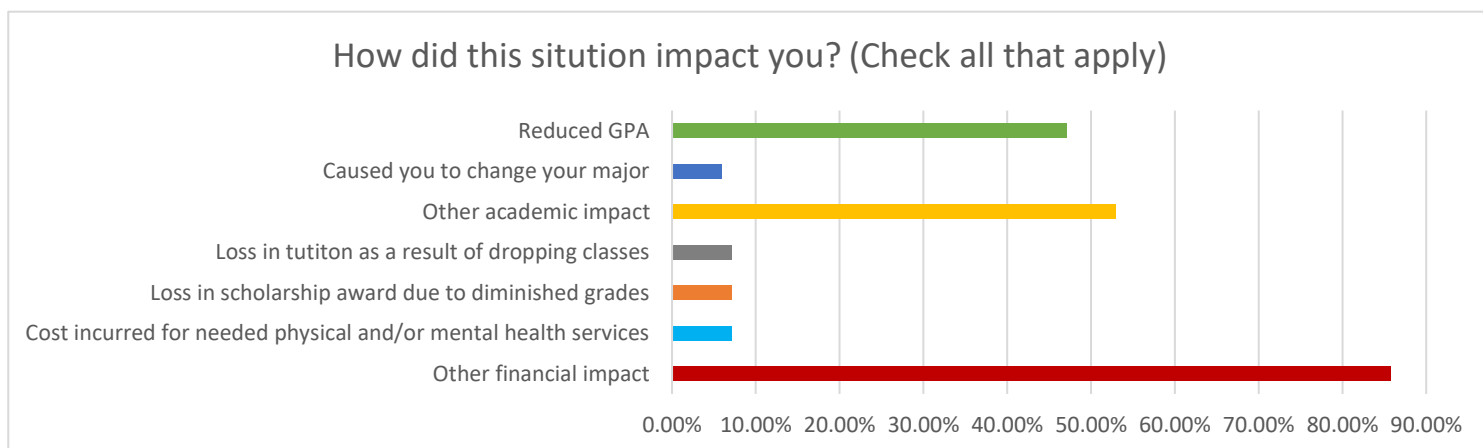
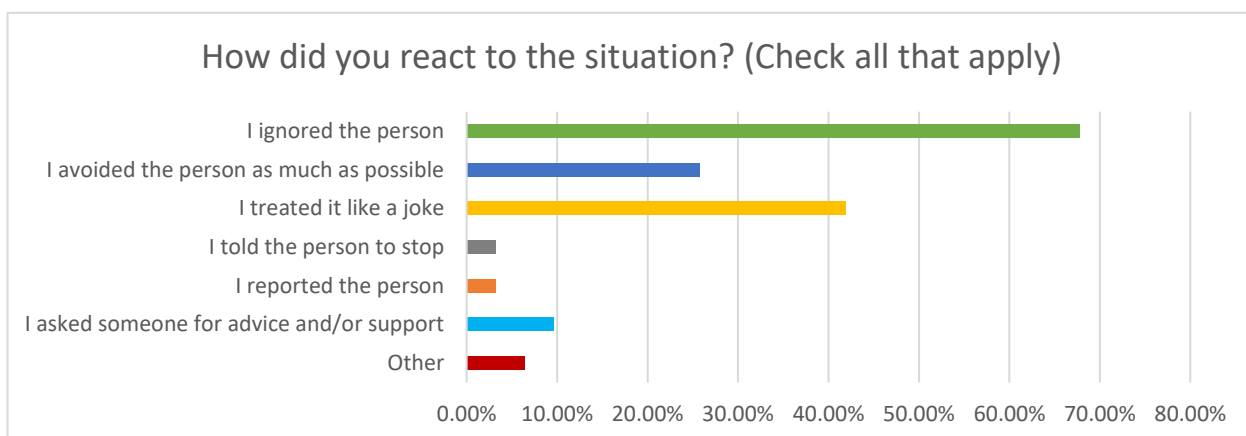
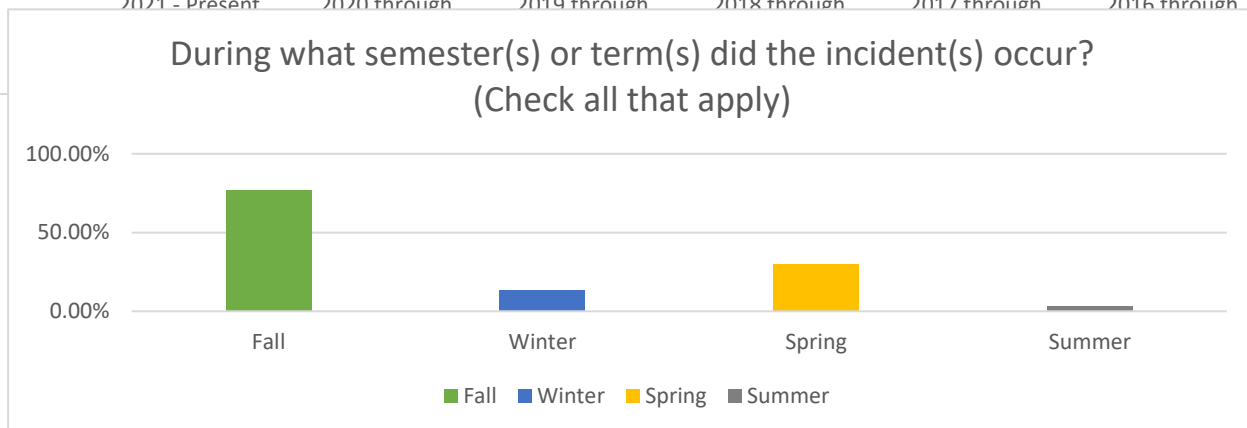
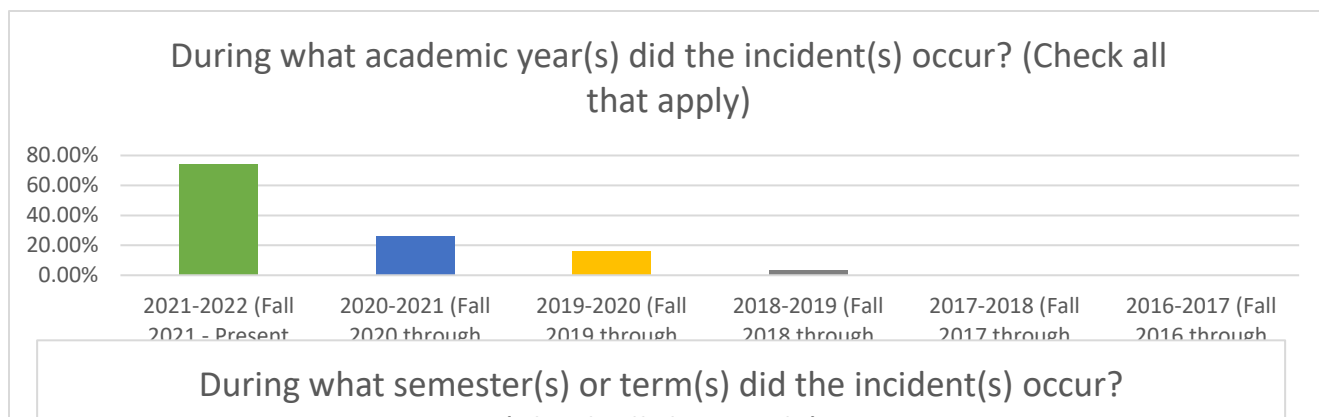
## Sexual Harassment by a Faculty, Instructor, or Staff member

Students were asked a series of 16 questions relating to different experiences relating to sexual harassment that involved a faculty, instructor, or staff member.

Since enrolled at Rivier University, have you been in a situation in which a faculty member, instructor, or staff member sexual harassed you:	
"Never"	95.27%
"Once or Twice"	2.56%
"Sometimes"	1.38%
"Often"	0.32%
"Many Times"	0.47%

The following questions are based off those who answered, "Once or Twice", "Sometimes", "Often" or "Many Times" to any of the 16 questions relating to Sexual Harassment by a Faculty, Instructor or Staff Member. (N = 38)



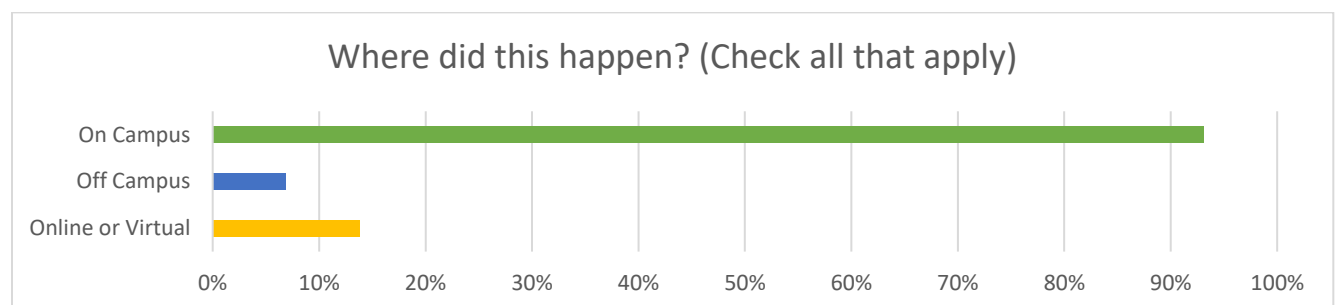
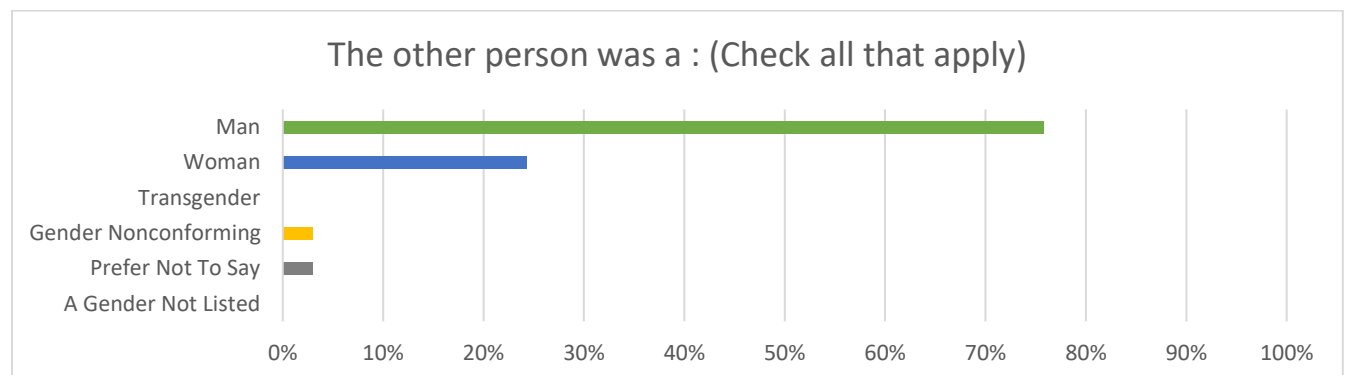


## Sexual Harassment by Students

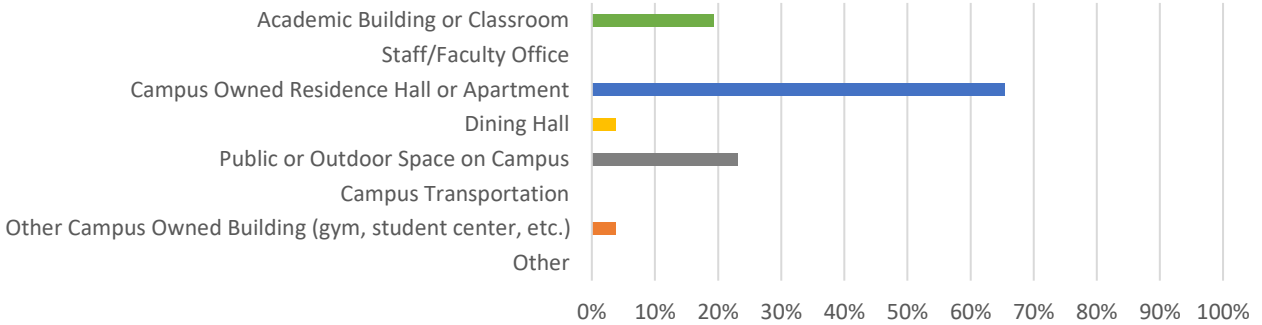
Students were asked a series of 11 questions relating to different experiences relating to sexual harassment that involved students.

Since enrolled at Rivier University, have you been in a situation in which a student sexual harassed you:	
"Never"	93.17%
"Once or Twice"	3.81%
"Sometimes"	2.26%
"Often"	0.56%
"Many Times"	0.20%

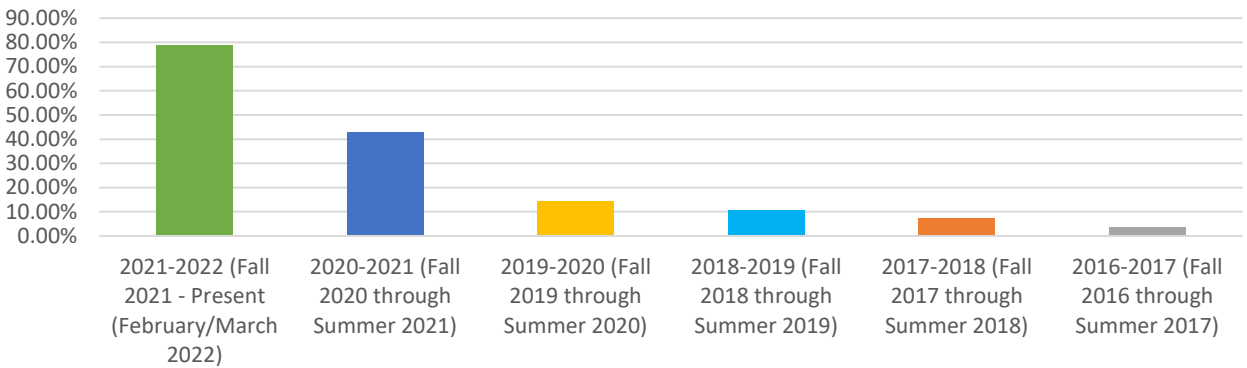
The following questions are based off those who answered, "Once or Twice", "Sometimes", "Often" or "Many Times" to any of the 11 questions relating to Sexual Harassment by a Student. (N = 34)



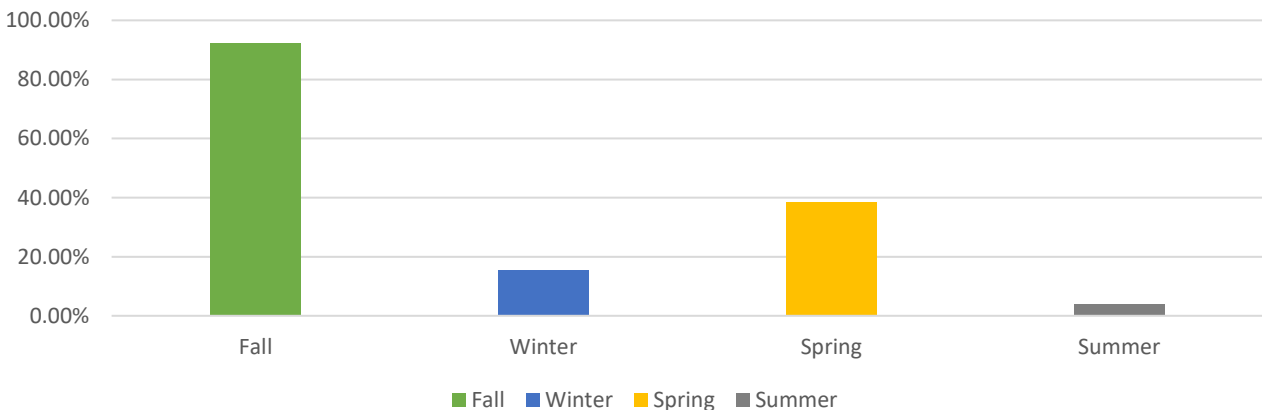
### Where did this happen on campus? (Check all that apply)

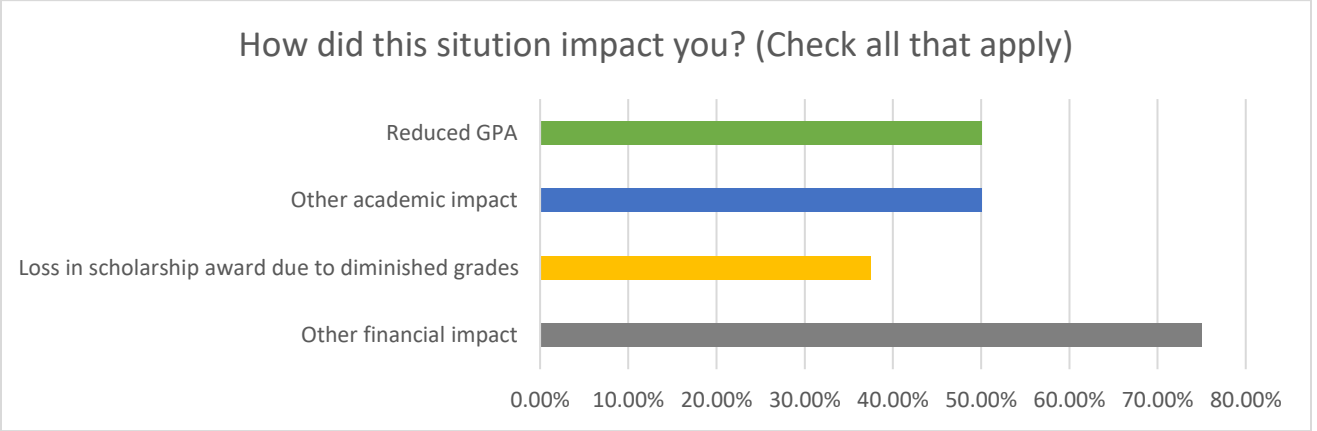
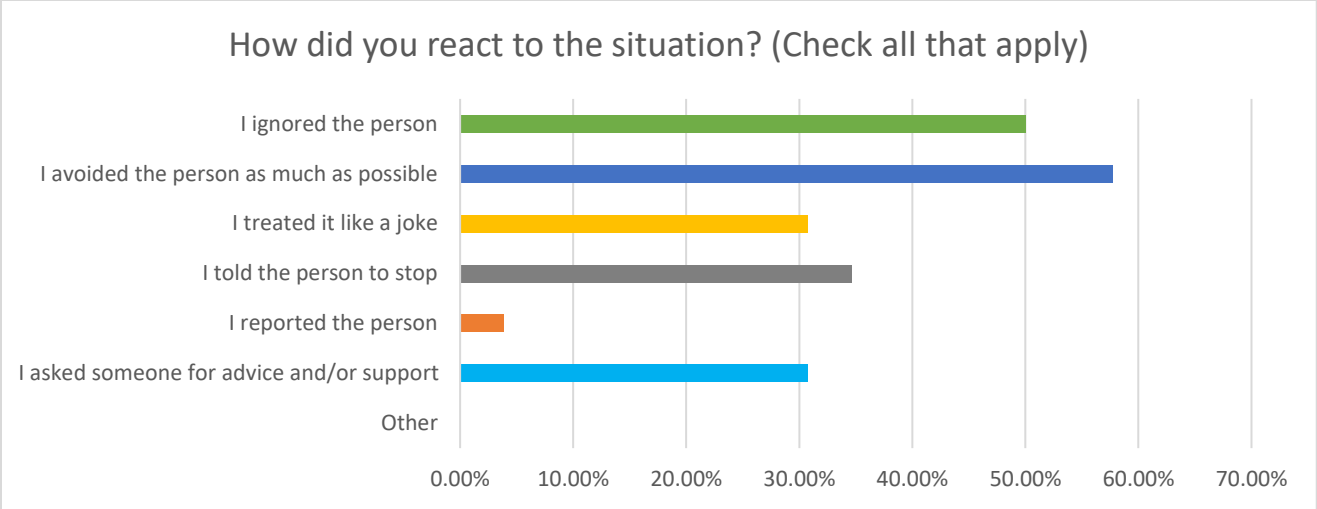


### During what academic year(s) did the incident(s) occur? (Check all that apply)



### During what semester(s) or term(s) did the incident(s) occur? (Check all that apply)





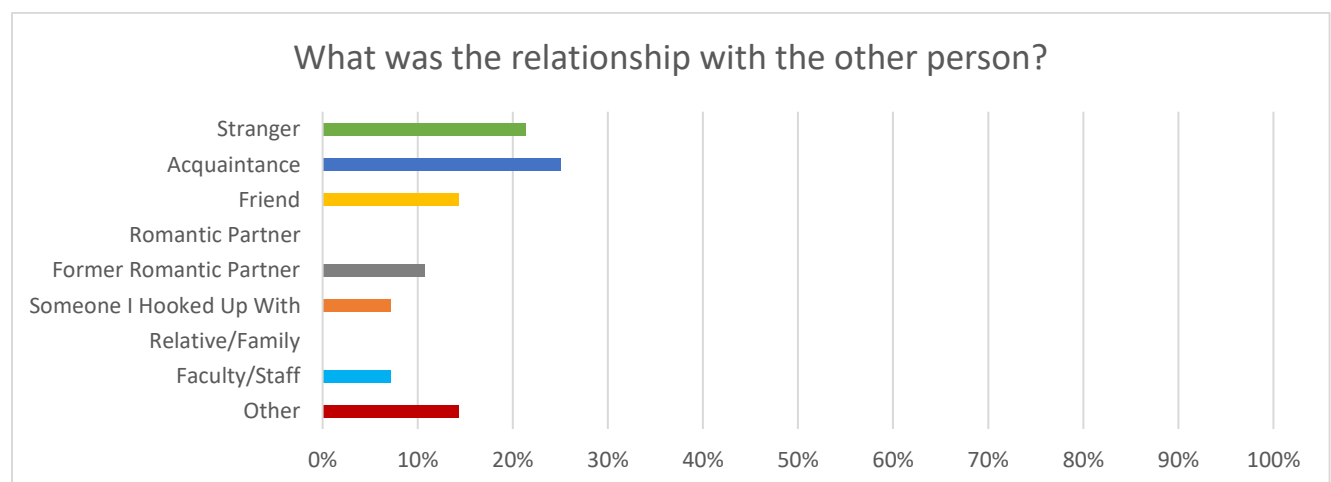
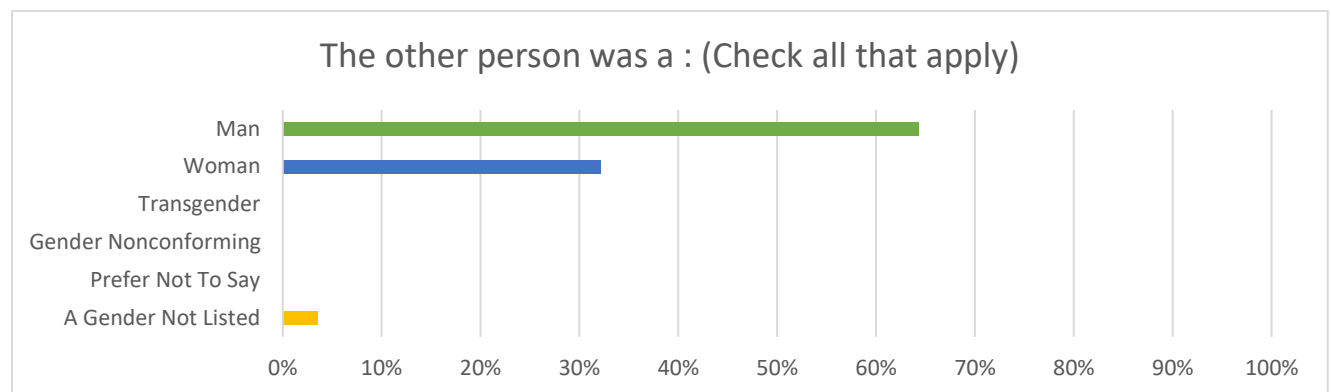


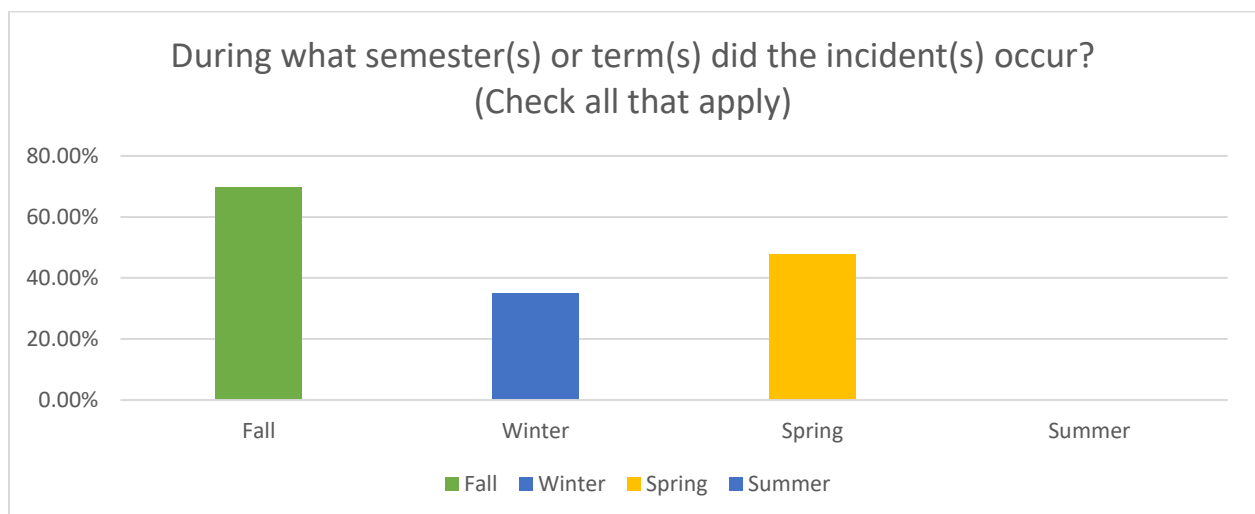
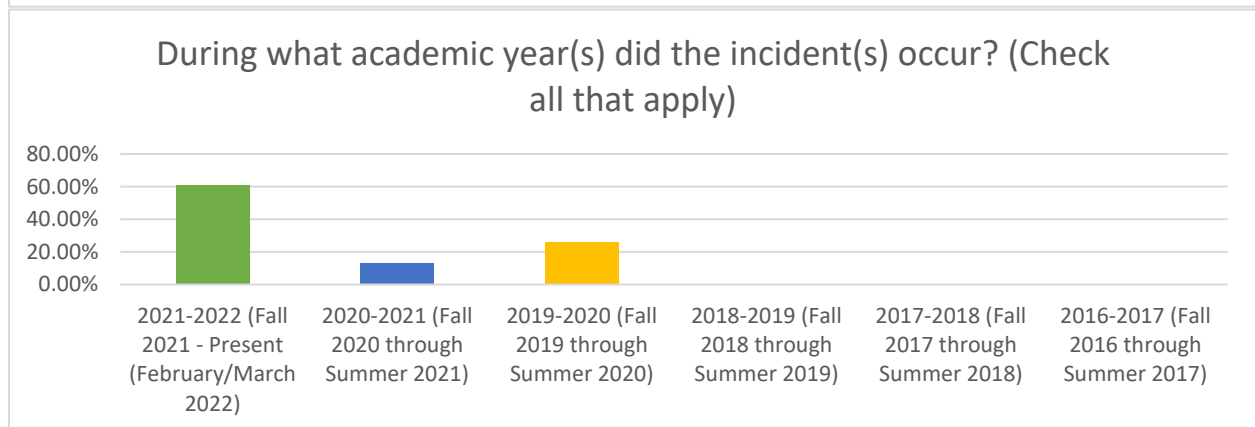
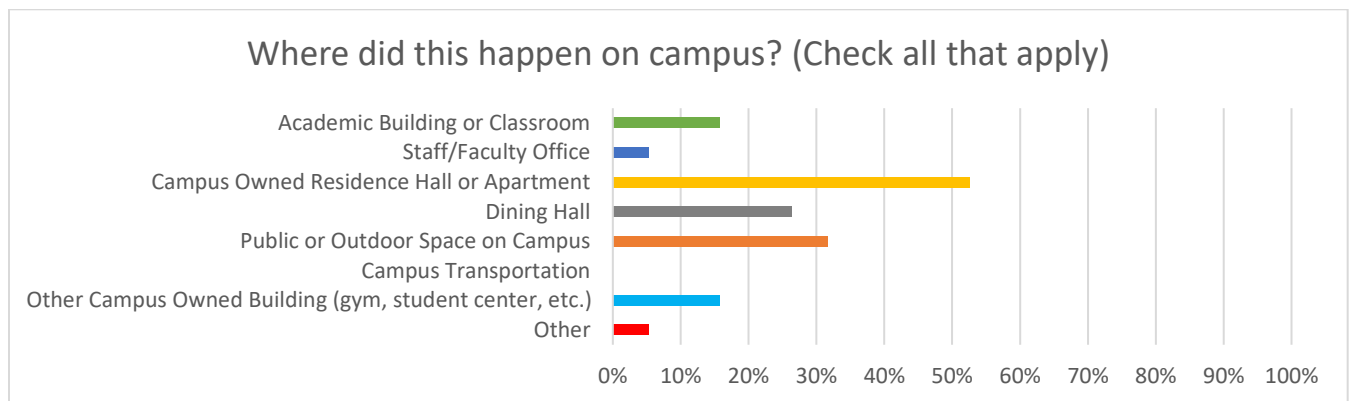
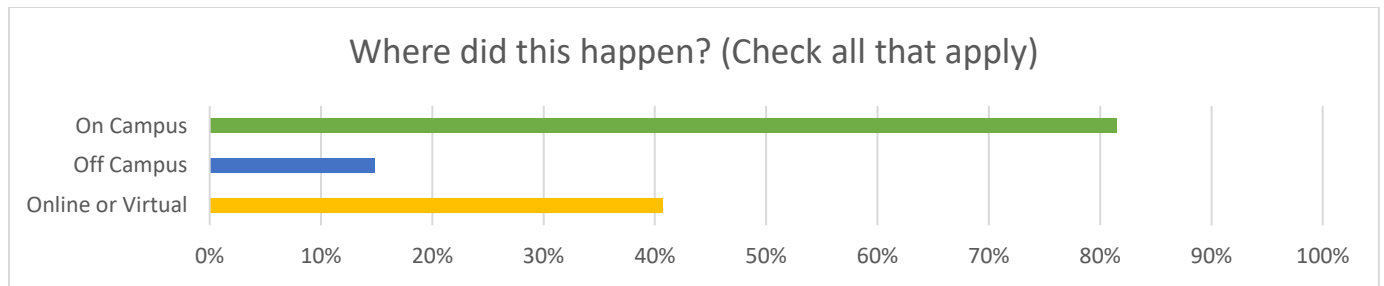
## Stalking

Students were asked a series of 11 questions relating to different experiences relating to stalking.

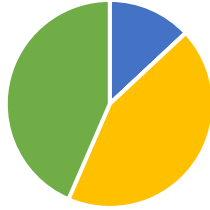
Since enrolled at Rivier University, have you been in a situation in which someone stalked you:	
"None"	97.30%
"One to Two Times"	2.04%
"Three to Five Times"	0.54%
"Six to Eight Times"	0.00%
"Eight or More Times"	0.12%

The following questions are based off those who answered, "One to Two Times", "Three to Five Times", "Six to Eight Times" or "Eight or More Times" to any of the 11 questions relating to Stalking. (N = 22)



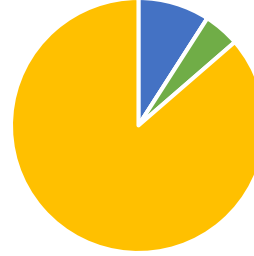


Had the other person been using alcohol or drugs just prior to the incident?



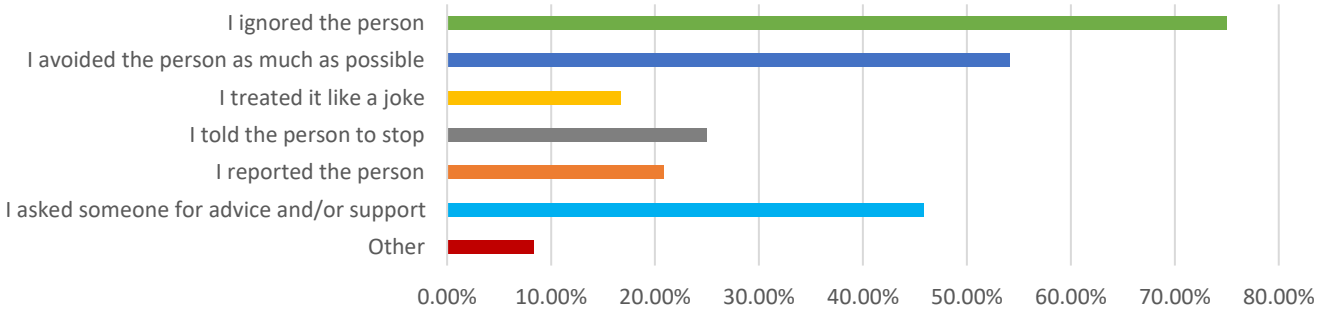
- They had been using alcohol
- They had been using drugs
- They had been using both alcohol and drugs
- They had not been using alcohol or drugs
- I don't know

Had the you been using alcohol or drugs just prior to the incident?

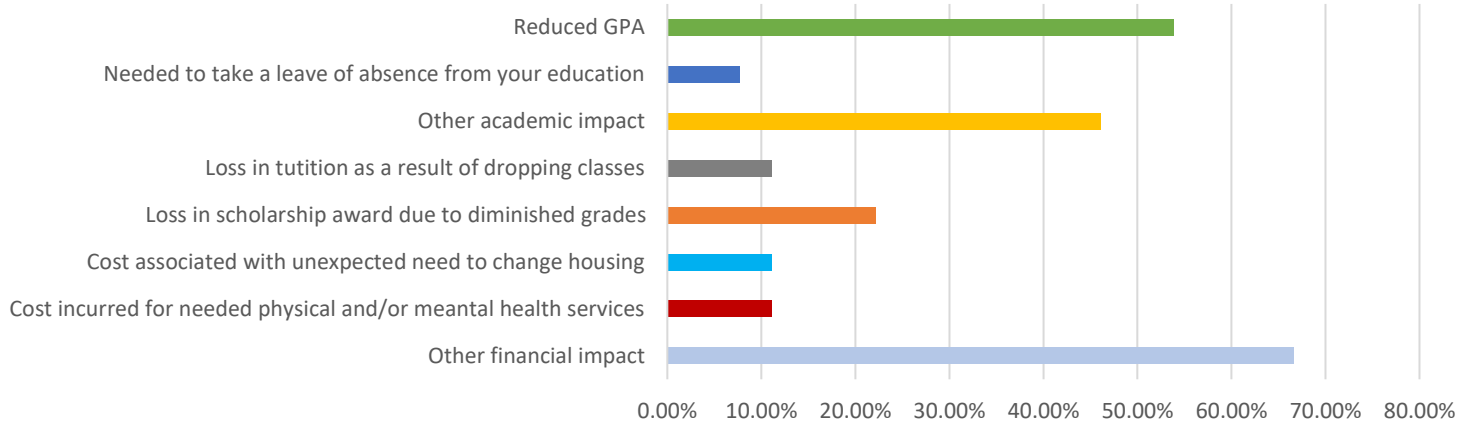


- I had been using alcohol
- I had been using drugs
- I had been using both alcohol and drugs
- I had not been using alcohol or drugs

How did you react to the situation? (Check all that apply)



How did this situation impact you? (Check all that apply)

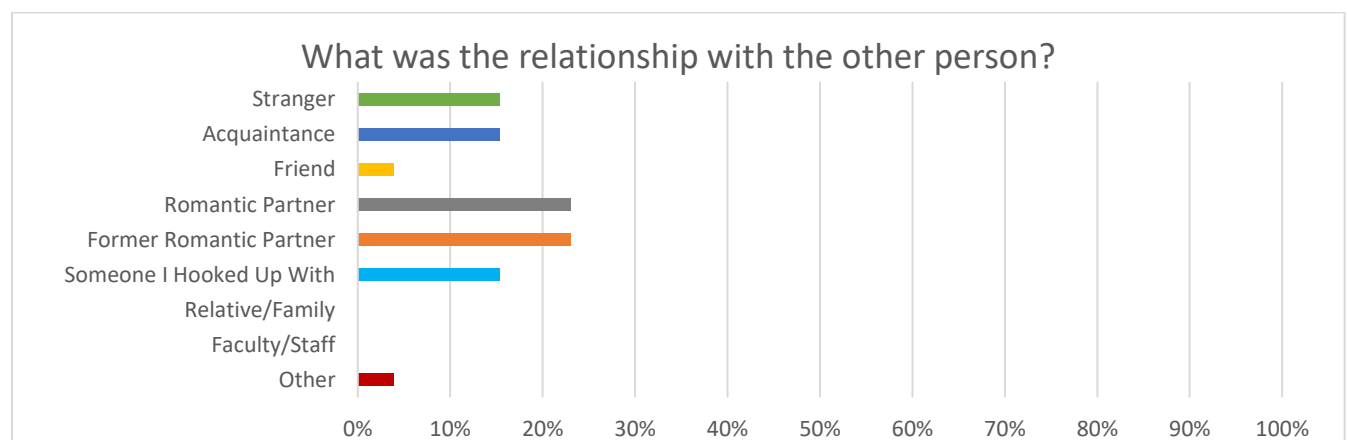
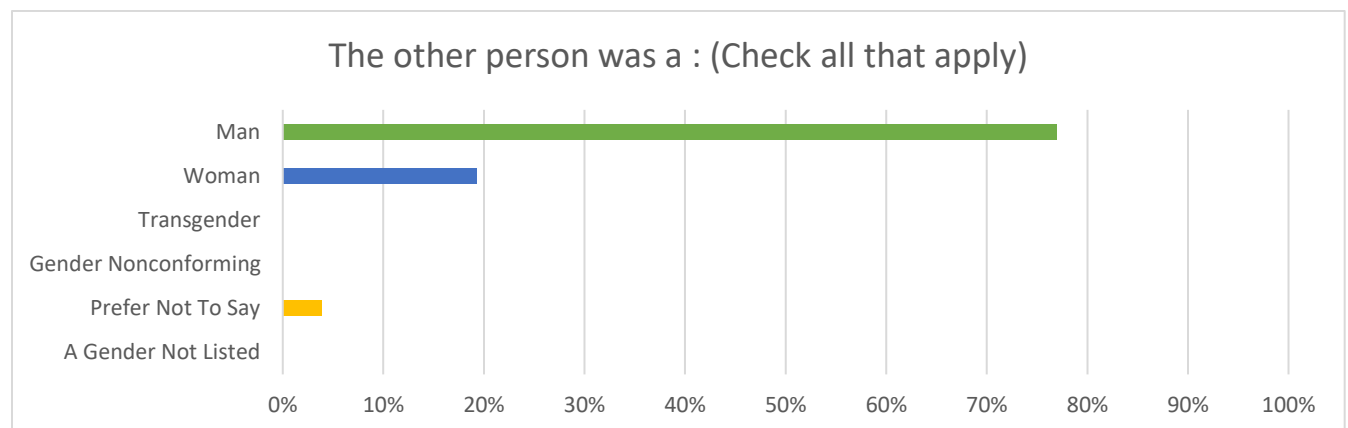


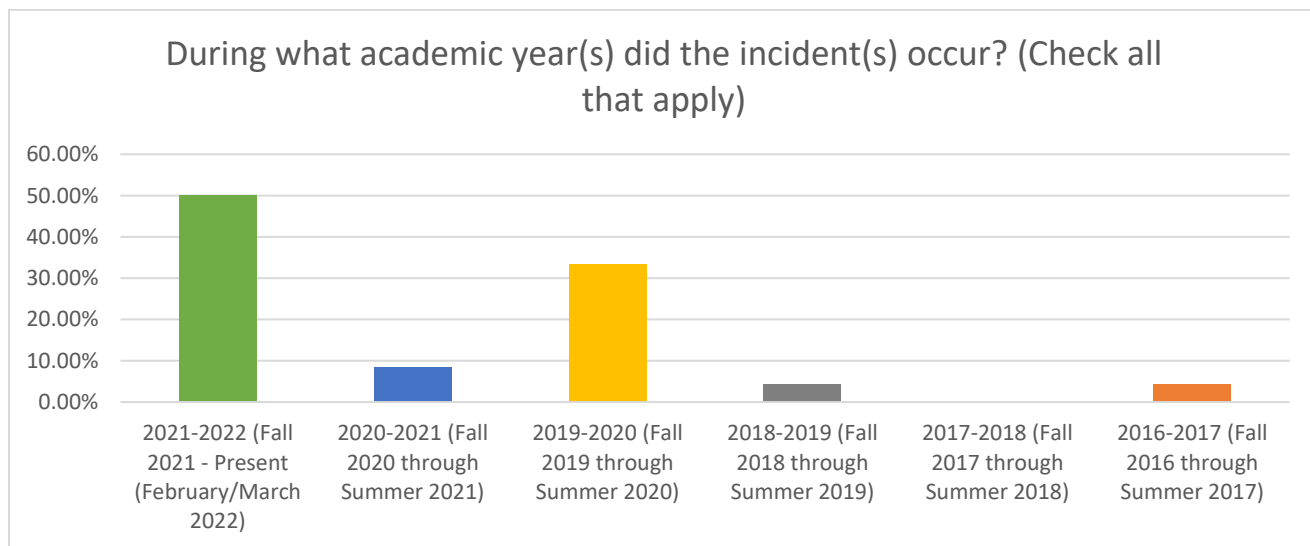
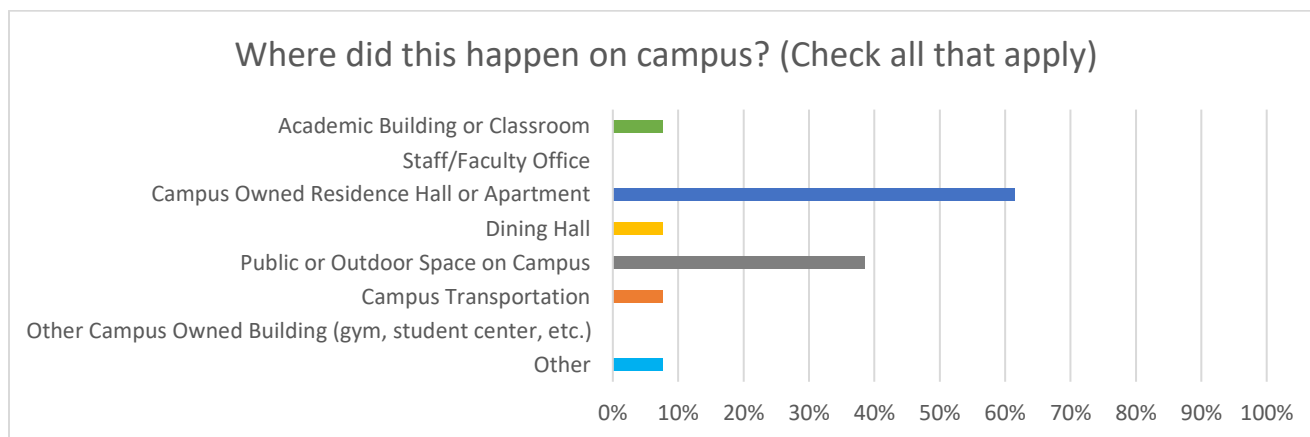
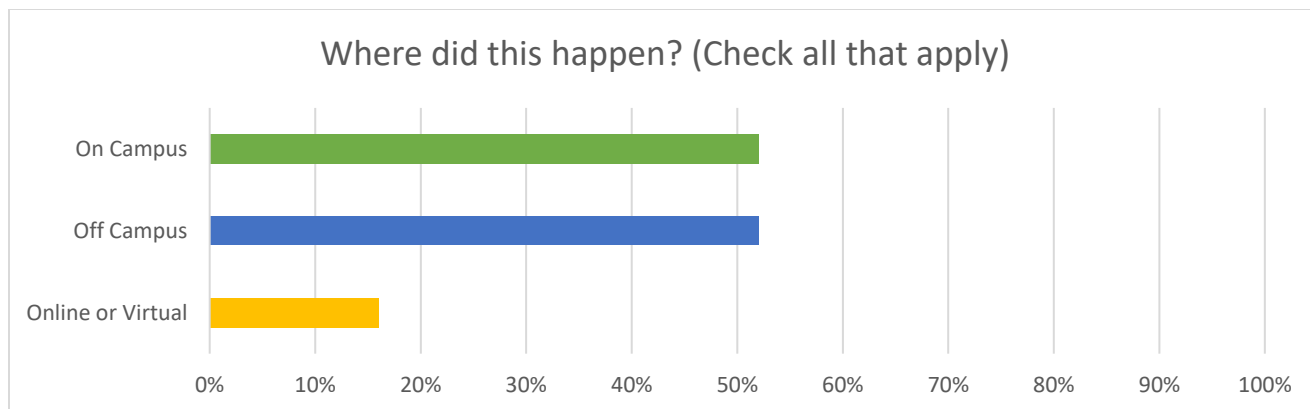
## Dating Violence

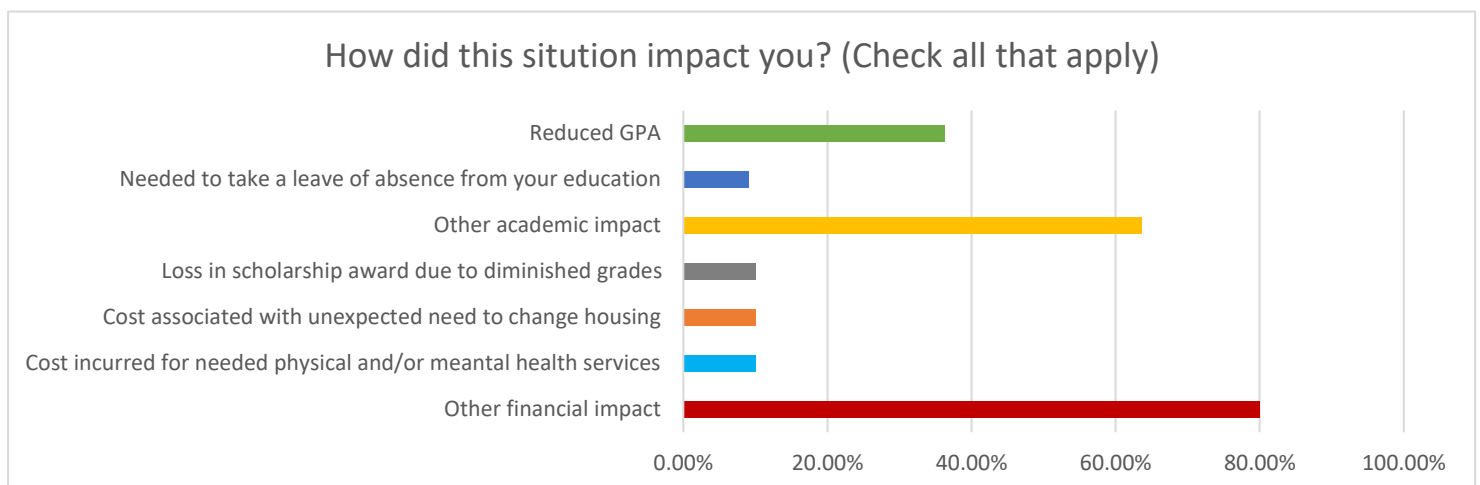
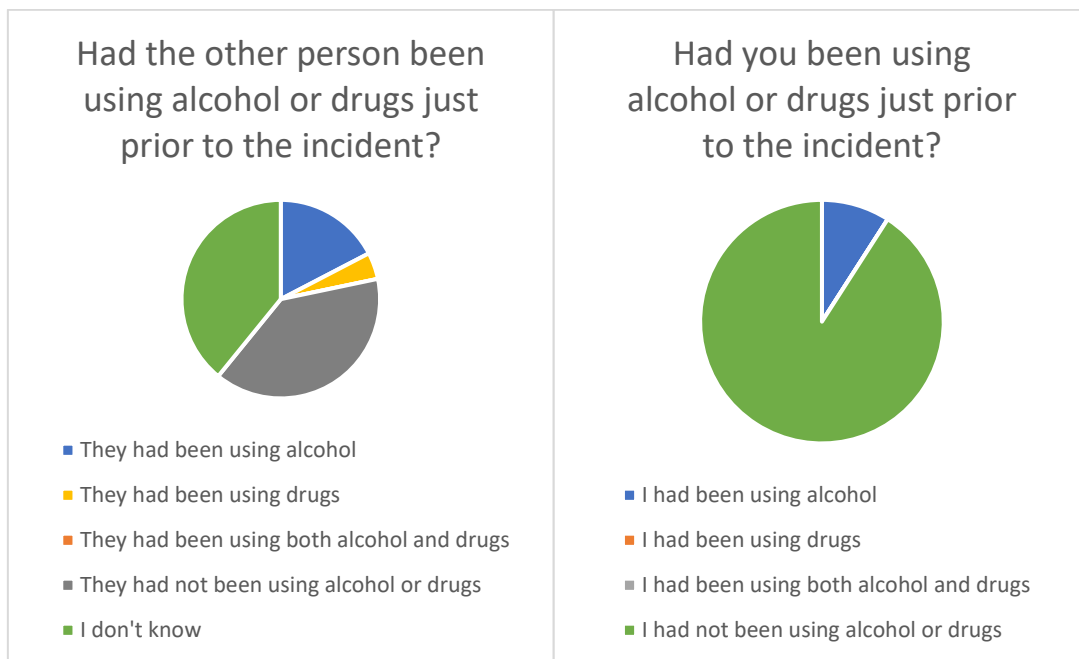
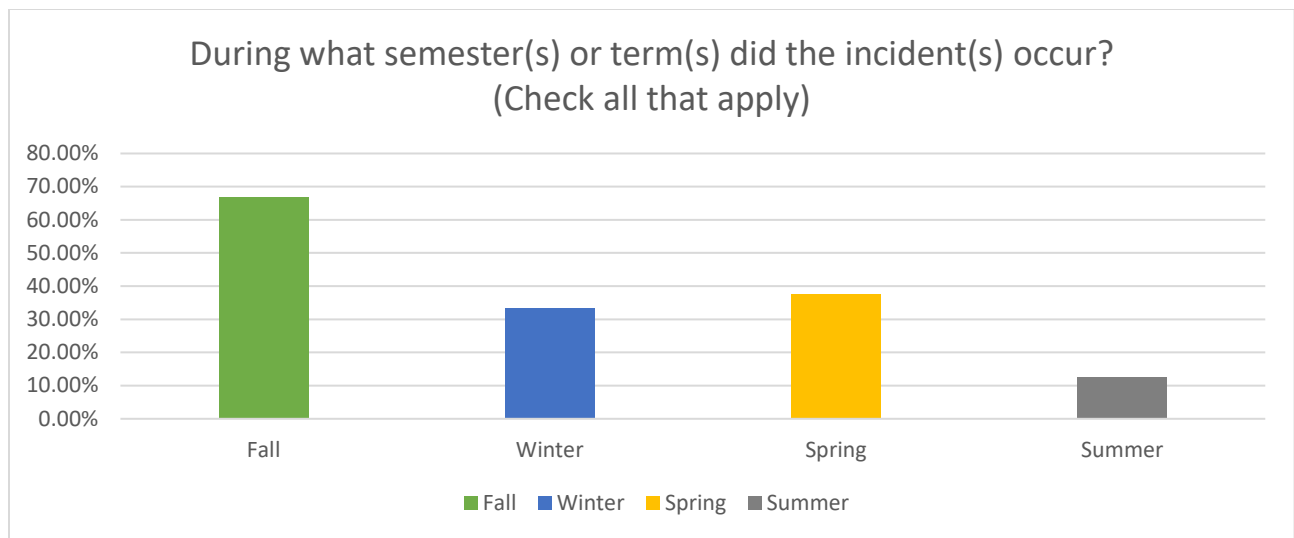
Students were asked a series of 6 questions relating to different experiences relating to dating violence.

Since enrolled at Rivier University, have you been in a dating violence situation involving a hook-up, boyfriend, girlfriend, husband, or wife (include exes).:	
"Never"	96.00%
"Once or Twice"	3.23%
"Sometimes"	0.38%
"Often"	0.15%
"Many Times"	0.23%

The following questions are based off those who answered, "Once or Twice", "Sometimes", "Often" or "Many Times" to any of the 6 questions relating to Dating Violence. (N = 22)





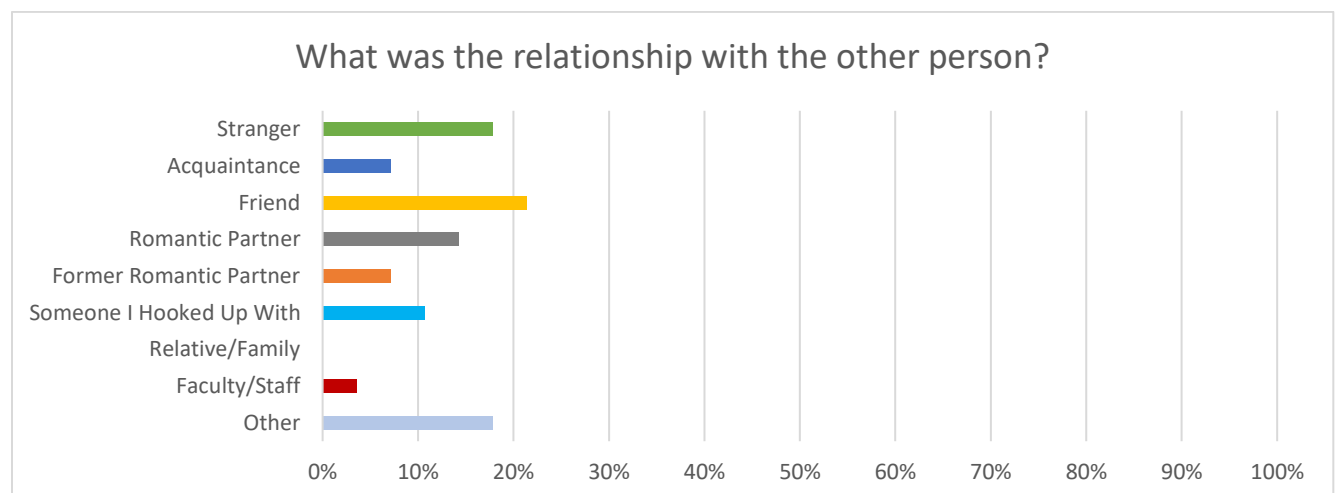
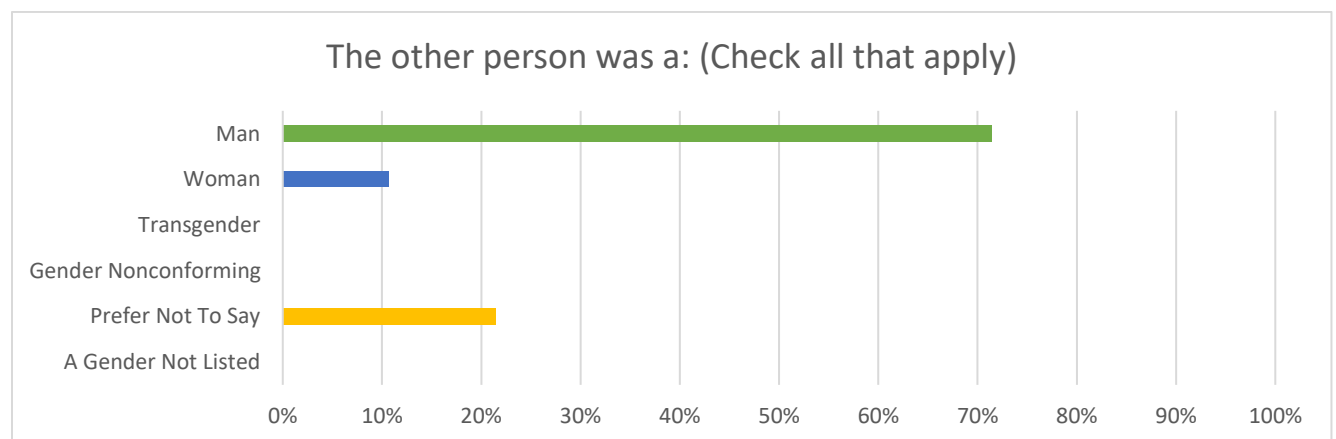


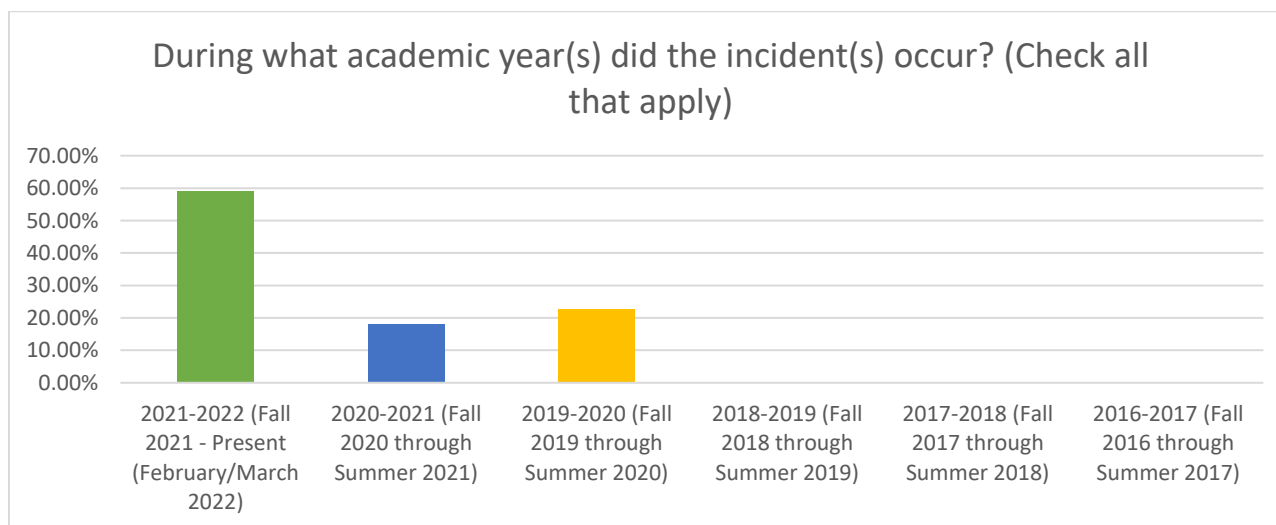
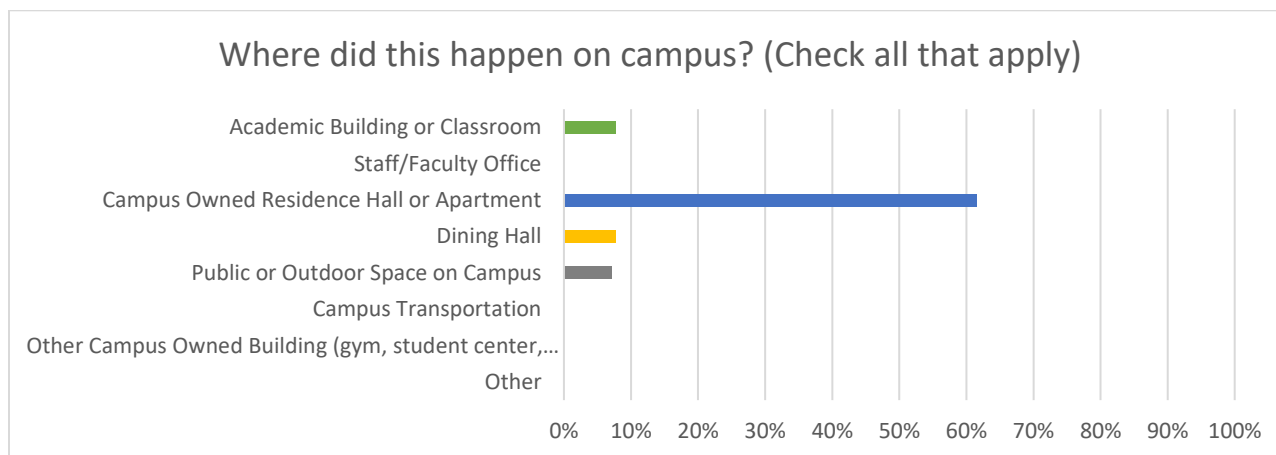
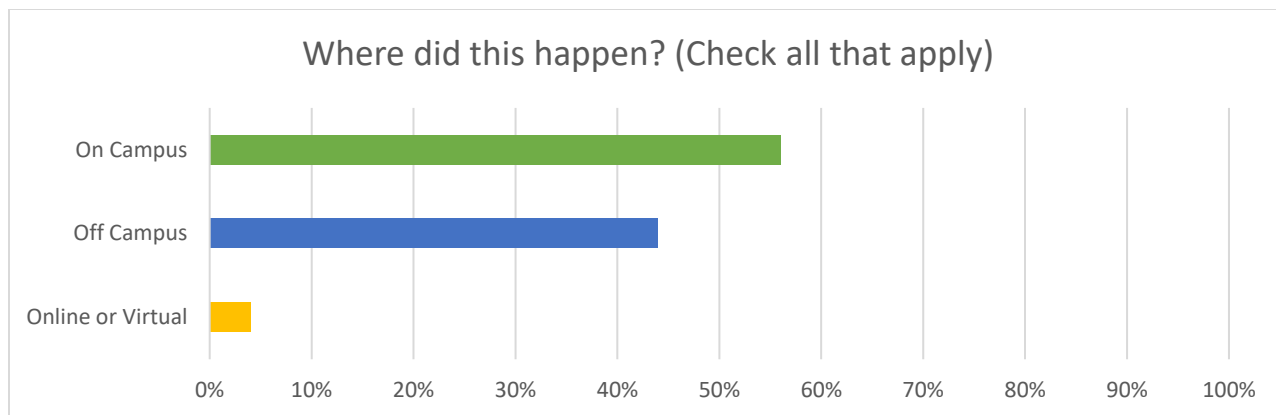
## Sexual Violence

Students were asked a series of 25 questions relating to different experiences relating to sexual violence.

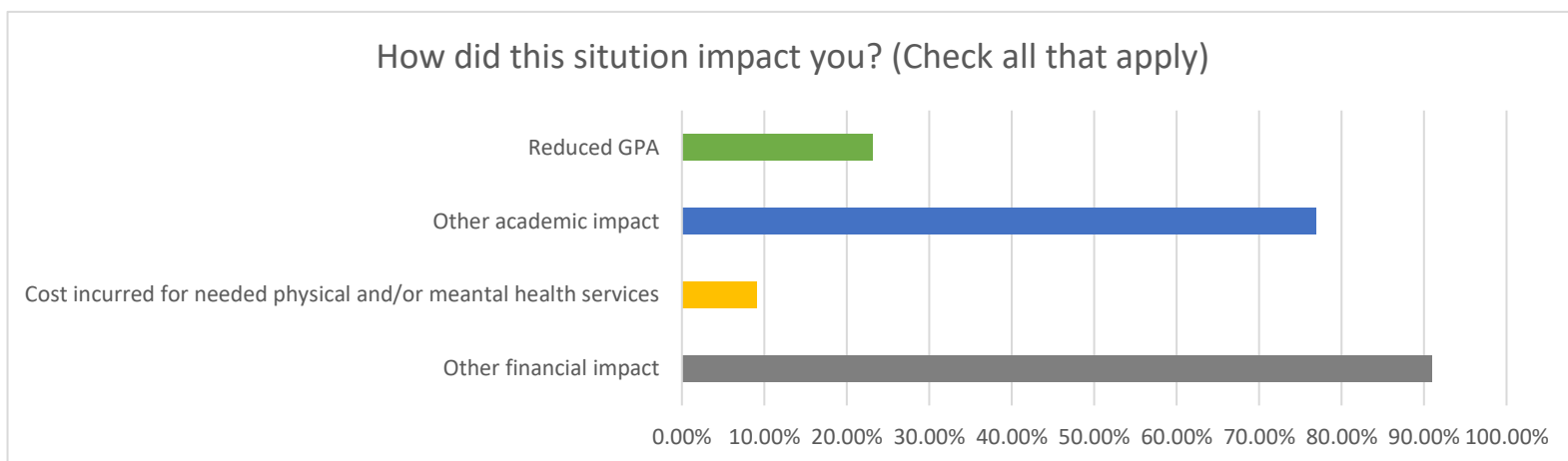
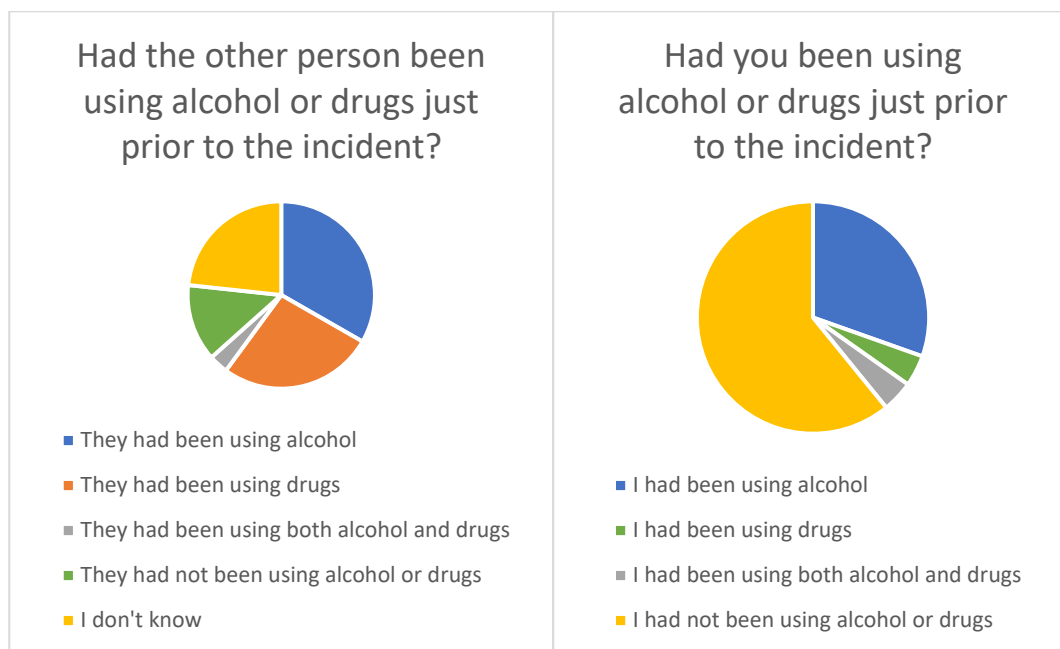
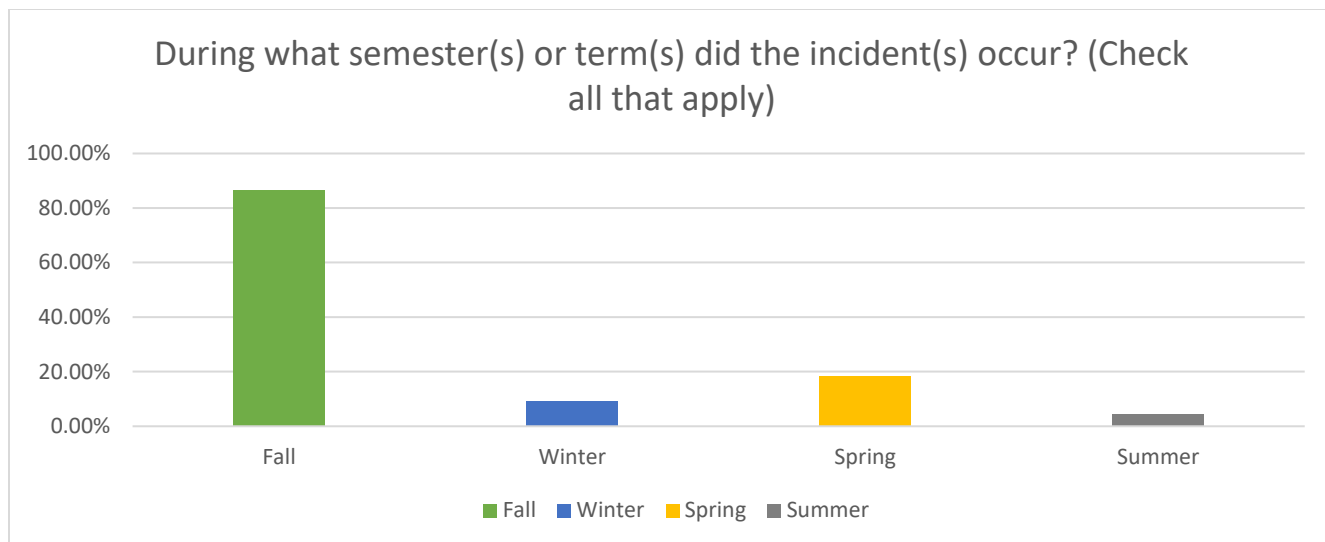
Since enrolled at Rivier University, have you been in a situation involving sexual violence:	
"0 Times"	97.89%
"1 Time"	0.86%
"2 Times"	0.67%
"3+ Times"	0.58%

The following questions are based off those who answered, "1 Time", "2 Times", or "3+ Times" to any of the 25 questions relating to Sexual Violence. (N = 8)



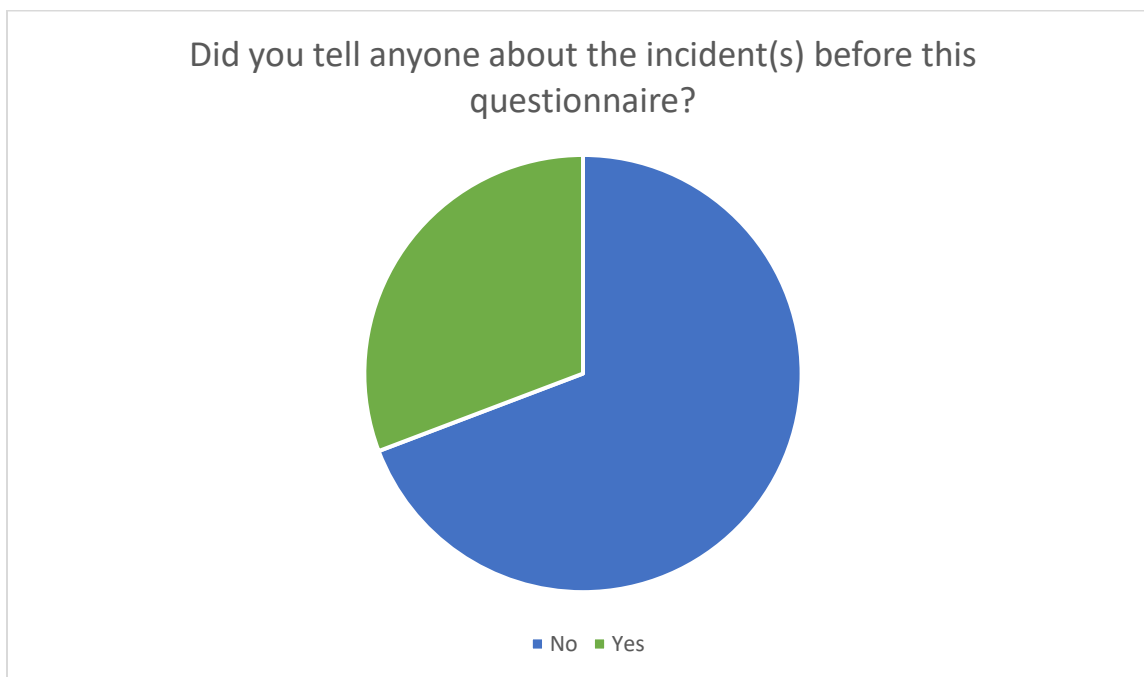






## Reporting

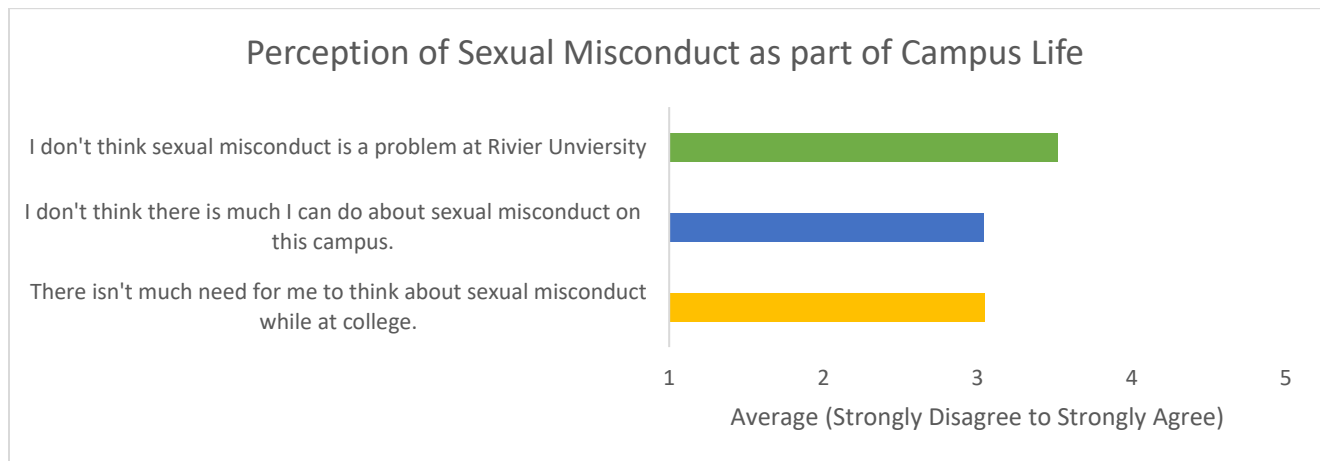
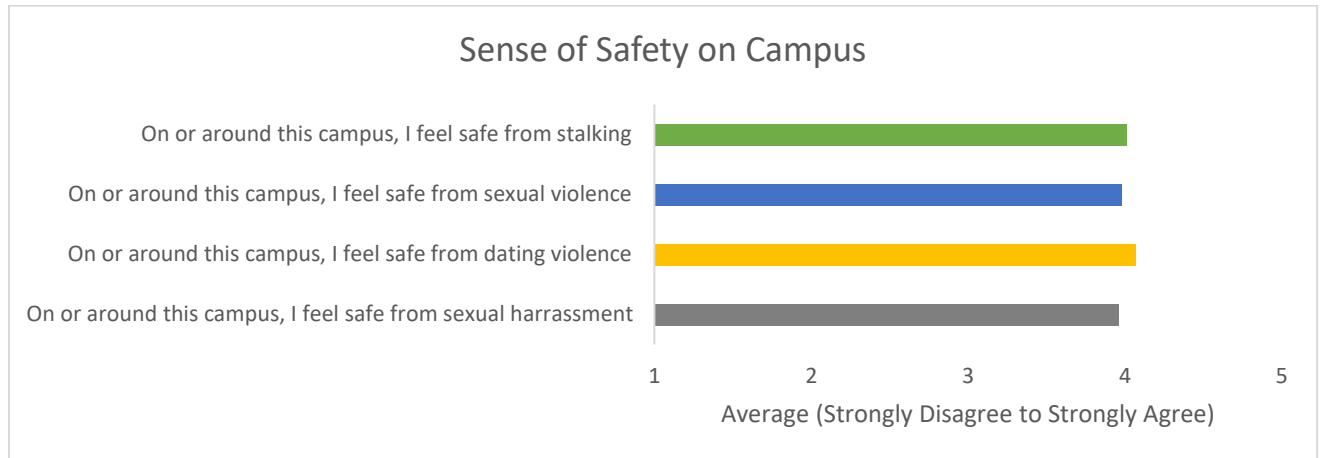
The following questions are based off those who answered, any experience of Sexual Harassment by a Faculty, Instructor, or Staff Member or Sexual Harassment by a Student, Stalking, Domestic Violence, or Sexual Violence and completed all the previous modules (N = 39)



### Why didn't you tell anyone?

Ashamed/embarrassed	25.00%
Is a private matter – wanted to deal with it on my own	30.56%
Concerned others would find out	16.67%
Didn't want the person who did it to get in trouble	16.67%
Fear of retribution from the person who did it	8.33%
Fear of not being believed	22.22%
I thought I would be blamed for what happened	25.00%
Didn't think what happened was serious enough to talk about	33.33%
Thought people would try to tell me what to do	11.11%
Would feel like an admission of failure	8.33%
Didn't think others would think it was important	13.89%
Didn't think others would understand	13.89%
Didn't have time to deal with it due to academics, work, etc.	11.11%
Didn't know reporting procedure on campus	2.78%
Feared I or another would be punished for infractions or violations (i.e., underage drinking)	0.00%
I did not feel the campus leadership would solve my problems	2.78%
I feared others would harass me or react negatively toward me	11.11%
I thought nothing would be done	11.11%
Other	25.00%

## Campus Safety



## Appendix 1 – Survey Tool



## 2022 Campus Climate

Rivier University

Division of Student Affairs

CARE - Raising Campus Awareness

### **2022 Campus Climate Survey**

**Rivier University is dedicated to fostering a caring, safe community. Every student at Rivier has a right to an education free from discrimination, and Rivier is committed to ensuring that all students have the opportunity to fully benefit from the school's programs and activities.**

**Gender-based violence, such as sexual assault, domestic violence, dating violence, and stalking can interfere with a student's academic performance, emotional, and physical well-being. Preventing and remedying sexual misconduct at Rivier is essential to ensuring a safe environment in which our students can learn.**

**The overall goal of the Rivier University's campus climate survey is to provide the University with information about campus sexual misconduct prevalence and responses. The survey can also:**

- **Uncover blind spots in existing school responses to sexual assault.**
- **Demonstrate whether students feel comfortable reporting incidents of sexual assault to school officials.**
- **Show the level of knowledge that students have about campus resources for survivors.**
- **Bring to light any confusion about policies and procedures related to campus sexual assault, including how and where to report incidents.**

### **Your Voice is Extremely Important**

**Most importantly, we want you to feel comfortable in answering these questions, freely and honestly.**

**Your confidentiality is a priority, and whatever you share on this survey CANNOT be identified. We cannot access your IP address or link your survey to your name, student ID, email address, or phone number.**

**Please note that the survey discusses sexual assault and other forms of sexual misconduct and relationship violence. Some questions use explicit language, such as**

**anatomical names of body parts and descriptions of sexual acts. Please note that you can stop the survey at any time.**

**By taking this survey, you consent to participate in the study and agree that the purpose of this study has been sufficiently explained to you. You understand you are free to discontinue participation at any time if you so choose. If you have any questions about the survey or its content, please contact Ryan Grogan, CARE Project Director at (603) 897-8676.**

**If you agree to participate in the Rivier University Campus Climate survey, click on the "Next" button to continue. Thank you for letting your voice be heard!**



## 2022 Campus Climate

### MODULE 1 - POSSIBLE OUTCOMES

#### A. Academic Satisfaction

Instructions: Please indicate the extent to which you agree or disagree with the following statements:

I would recommend attending Rivier University to others.

☐ Strongly disagree

☐ Agree

☐ Disagree

☐ Strongly agree

☐ Neutral

If I had to do it over again, I would still attend Rivier University

☐ Strongly disagree

☐ Agree

☐ Disagree

☐ Strongly agree

☐ Neutral

#### B. Academic Disengagement

How many times have you done the following things during this past semester at Rivier University?

Remember that all of your answers are private; no professor or instructor will ever see them.

	Almost Never	Almost Always
Missed Class	<input type="radio"/>	<input type="radio"/>
Made excuses to get out of class	<input type="radio"/>	<input type="radio"/>
Been late for class	<input type="radio"/>	<input type="radio"/>
Done poor work	<input type="radio"/>	<input type="radio"/>
Attended class intoxicated or "high"	<input type="radio"/>	<input type="radio"/>
Slept in class	<input type="radio"/>	<input type="radio"/>
Thought about dropping a class	<input type="radio"/>	<input type="radio"/>
Thought about quitting school	<input type="radio"/>	<input type="radio"/>

#### C. Satisfaction with Life Scale

Instructions: Below are five statements that you may agree or disagree with. Using the scale below, indicate your agreement with each item. Please be open and honest in your response.

In most ways, my life is close to ideal.

- ☐ Strongly Disagree
- ☐ Disagree
- ☐ Neutral
- ☐ Agree
- ☐ Strongly Agree

The conditions of my life are excellent.

- ☐ Strongly Disagree
- ☐ Disagree
- ☐ Neutral
- ☐ Agree
- ☐ Strongly Agree

I am satisfied with life.

- ☐ Strongly Disagree
- ☐ Disagree
- ☐ Neutral
- ☐ Agree
- ☐ Strongly Agree

So far, I have gotten the important things I want in life.

- ☐ Strongly Disagree
- ☐ Disagree
- ☐ Neutral
- ☐ Agree
- ☐ Strongly Agree

If I could live my life over, I would change almost nothing.

- ☐ Strongly Disagree
- ☐ Disagree
- ☐ Neutral
- ☐ Agree
- ☐ Strongly Agree

#### D. Mental Health

Instructions: How much of the time during the past 4 weeks have you...

Felt calm and peaceful?

- ☐ Never
- ☐ Sometimes
- ☐ A Few Times
- ☐ Most of the time
- ☐ Always

Been a very nervous person?

- ☐ Never
- ☐ Sometimes
- ☐ A Few Times
- ☐ Most of the time
- ☐ Always



Felt so down in the dumps that nothing could cheer you up?

- ☐ Never
- ☐ Sometimes
- ☐ A Few Times
- ☐ Most of the time
- ☐ Always

Felt down-hearted and blue?

- ☐ Never
- ☐ Sometimes
- ☐ A Few Times
- ☐ Most of the time
- ☐ Always

Been a happy person?

- ☐ Never
- ☐ Sometimes
- ☐ A Few Times
- ☐ Most of the time
- ☐ Always

E. Overall Wellbeing

I would rate my health overall as:

- ☐ Poor
- ☐ Fair
- ☐ Average
- ☐ Above Average
- ☐ Excellent

F. General Safety

Instructions: Using the scale provided, please indicate the degree to which you agree with the following statement.

I feel safe on campus at Rivier University

- |   |                                      |
|---|--------------------------------------|
| <input type="radio"/> Strongly disagree | <input type="radio"/> Agree          |
| <input type="radio"/> Disagree          | <input type="radio"/> Strongly agree |
| <input type="radio"/> Neutral           |                                      |



## 2022 Campus Climate

### MODULE 2 – PERCEPTIONS OF CAMPUS CLIMATE REGARDING SEXUAL MISCONDUCT

#### A. Institutional Response

Sexual Misconduct refers to physical contact or non-physical conduct of a sexual nature in the absence of clear, knowing and voluntary consent. Examples include sexual or gender-based harassment, stalking, dating/relationship violence, and sexual violence.

Instructions: The following statements describe how Rivier University might handle it if a student reported an incident of sexual misconduct. Using the scale provided, please indicate the likelihood of each statement.

Using the scale provided, please indicate the likelihood of each statement

	Very Unlikely	Unlikely	Neutral	Likely	Very Likely
The institution would take the report seriously.	<input type="radio"/>	<input type="radio"/>	<input type="radio"/>	<input type="radio"/>	<input type="radio"/>
The institution would maintain the privacy of the person making the report.	<input type="radio"/>	<input type="radio"/>	<input type="radio"/>	<input type="radio"/>	<input type="radio"/>
The institution would do its best to honor the request of the person about how to go forward with the case.	<input type="radio"/>	<input type="radio"/>	<input type="radio"/>	<input type="radio"/>	<input type="radio"/>
The institution would take steps to protect the safety of the person making the report.	<input type="radio"/>	<input type="radio"/>	<input type="radio"/>	<input type="radio"/>	<input type="radio"/>
The institution would support the person making the report.	<input type="radio"/>	<input type="radio"/>	<input type="radio"/>	<input type="radio"/>	<input type="radio"/>
The institution would provide accommodations to the person who made the report (e.g. academic, housing, safety).	<input type="radio"/>	<input type="radio"/>	<input type="radio"/>	<input type="radio"/>	<input type="radio"/>
The institution would take action to address factors that may have led to the sexual misconduct.	<input type="radio"/>	<input type="radio"/>	<input type="radio"/>	<input type="radio"/>	<input type="radio"/>
The institution would handle the report fairly.	<input type="radio"/>	<input type="radio"/>	<input type="radio"/>	<input type="radio"/>	<input type="radio"/>
The institution would have a hard time supporting the person who made the report.	<input type="radio"/>	<input type="radio"/>	<input type="radio"/>	<input type="radio"/>	<input type="radio"/>
The institution would punish the person who made the report.	<input type="radio"/>	<input type="radio"/>	<input type="radio"/>	<input type="radio"/>	<input type="radio"/>

#### B. Knowledge of Campus Sexual Misconduct Resources

Instructions: Using the scale provided, please indicate your level of agreement with the following statements.

If someone I know or I experienced sexual misconduct, I know where to go to get help on campus.

- |   |                                      |
|---|--------------------------------------|
| <input type="radio"/> Strongly disagree | <input type="radio"/> Agree          |
| <input type="radio"/> Disagree          | <input type="radio"/> Strongly agree |
| <input type="radio"/> Neutral           |                                      |

I understand what happens when a student reports a claim of sexual misconduct at Rivier University.

- |   |                                      |
|---|--------------------------------------|
| <input type="radio"/> Strongly disagree | <input type="radio"/> Agree          |
| <input type="radio"/> Disagree          | <input type="radio"/> Strongly agree |
| <input type="radio"/> Neutral           |                                      |

I would know where to go to make a report of sexual misconduct.

- |   |                                      |
|---|--------------------------------------|
| <input type="radio"/> Strongly disagree | <input type="radio"/> Agree          |
| <input type="radio"/> Disagree          | <input type="radio"/> Strongly agree |
| <input type="radio"/> Neutral           |                                      |

What other resources would you use to help you or someone you know deal with an incident of sexual misconduct?

C. Exposure to Sexual Misconduct Information/Education

Instructions: Using the scales provided, please respond to the following questions.

Before coming to Rivier University, had you received any information or education (that did not come from Rivier University) about sexual misconduct?

- ☐ Yes
- ☐ No

Since you came to Rivier University, which of the following have you done? Please check all that apply.

- ☐ Discussed sexual misconduct /rape in class
- ☐ Discussed the topic of sexual misconduct with friends
- ☐ Discussed sexual misconduct with a family member
- ☐ Attended an event or program about what you can do as a bystander to stop sexual misconduct
- ☐ Attended a sexual consent program
- ☐ Attended a rally or other campus event about sexual misconduct or sexual assault
- ☐ Seen posters about sexual misconduct (e.g., raising awareness, preventing rape, defining sexual misconduct)
- ☐ Seen or heard campus administrators or staff address sexual misconduct
- ☐ Seen crime alerts about sexual misconduct
- ☐ Read a report about sexual violence rates at Rivier University
- ☐ Visited a Rivier University website with information on sexual misconduct
- ☐ Volunteered or interned at an organization that addresses sexual misconduct
- ☐ Seen or heard about sexual misconduct in a student publication or media outlet
- ☐ Taken a class to learn more about sexual misconduct

Since coming to Rivier University, have you received written (e.g., brochures, emails) or verbal information (e.g., presentations, training) from anyone at Rivier University about the following? Please check all that apply.

- ☐ The definitions of types of sexual misconduct
- ☐ Title IX protections against sexual misconduct
- ☐ How to report an incident of sexual misconduct
- ☐ How to help prevent sexual misconduct
- ☐ Where to go to get help if someone you know experiences sexual misconduct
- ☐ Student code of conduct or honor code

Please use the following scale to indicate how aware you are of the function of the campus and community resources specifically related to sexual misconduct response at Rivier University listed below.

	Not at all aware	Slightly aware	Somewhat aware	Very aware	Extremely aware
Office of Violence Prevention and Victim Assistance	<input type="radio"/>	<input type="radio"/>	<input type="radio"/>	<input type="radio"/>	<input type="radio"/>
Office of Student Conduct	<input type="radio"/>	<input type="radio"/>	<input type="radio"/>	<input type="radio"/>	<input type="radio"/>
Title IX Compliance	<input type="radio"/>	<input type="radio"/>	<input type="radio"/>	<input type="radio"/>	<input type="radio"/>
Counseling Services	<input type="radio"/>	<input type="radio"/>	<input type="radio"/>	<input type="radio"/>	<input type="radio"/>
Human Resources	<input type="radio"/>	<input type="radio"/>	<input type="radio"/>	<input type="radio"/>	<input type="radio"/>
Health Services	<input type="radio"/>	<input type="radio"/>	<input type="radio"/>	<input type="radio"/>	<input type="radio"/>
Campus Security	<input type="radio"/>	<input type="radio"/>	<input type="radio"/>	<input type="radio"/>	<input type="radio"/>
CARE Project	<input type="radio"/>	<input type="radio"/>	<input type="radio"/>	<input type="radio"/>	<input type="radio"/>



## 2022 Campus Climate

### MODULE 3 - SEXUAL HARASSMENT BY FACULTY/STAFF:

Since you enrolled at Rivier University, have you been in a situation in which a faculty member, instructor or staff member:

Treated you differently because of your sex or gender identity?

- ☐ Never
- ☐ Once or Twice
- ☐ Sometimes
- ☐ Often
- ☐ Many Times

Displayed, used, or distributed sexist or suggestive materials?

- ☐ Never
- ☐ Once or Twice
- ☐ Sometimes
- ☐ Often
- ☐ Many Times

Made offensive sexist remarks?

- ☐ Never
- ☐ Once or Twice
- ☐ Sometimes
- ☐ Often
- ☐ Many Times

Put you down or was condescending to you because of your sex or gender identity?

- ☐ Never
- ☐ Once or Twice
- ☐ Sometimes
- ☐ Often
- ☐ Many Times

Repeatedly told sexual stories or jokes that were offensive to you?

- ☐ Never
- ☐ Once or Twice
- ☐ Sometimes
- ☐ Often
- ☐ Many Times

Made unwelcome attempts to draw you into a discussion of sexual matters?

- ☐ Never
- ☐ Once or Twice
- ☐ Sometimes
- ☐ Often
- ☐ Many Times

Made offensive remarks about your appearance, body, or sexual activities?

- ☐ Never
- ☐ Once or Twice
- ☐ Sometimes
- ☐ Often
- ☐ Many Times

Made gestures or used body language of a sexual nature which embarrassed or offended you?

- ☐ Never
- ☐ Once or Twice
- ☐ Sometimes
- ☐ Often
- ☐ Many Times

Made unwanted attempts to establish a romantic or sexual relationship with you, despite your efforts to discourage it?

- ☐ Never
- ☐ Once or Twice
- ☐ Sometimes
- ☐ Often
- ☐ Many Times

Continued to ask you for dates, drinks, dinner, etc., even though you said “No”?

- ☐ Never
- ☐ Once or Twice
- ☐ Sometimes
- ☐ Often
- ☐ Many Times

Touched you in a way that made you feel uncomfortable?

- ☐ Never
- ☐ Once or Twice
- ☐ Sometimes
- ☐ Often
- ☐ Many Times

Made unwanted attempts to stroke, touch, or kiss you?

- |                                     |                                  |
|-------------------------------------|----------------------------------|
| <input type="radio"/> Never         | <input type="radio"/> Often      |
| <input type="radio"/> Once or Twice | <input type="radio"/> Many Times |
| <input type="radio"/> Sometimes     |                                  |

Made you feel like you were being bribed with a reward to engage in sexual behavior?

- ☐ Never
- ☐ Once or Twice
- ☐ Sometimes
- ☐ Often
- ☐ Many Times



Made you feel threatened with some sort of retaliation for not being sexually cooperative?

- ☐ Never
- ☐ Once or Twice
- ☐ Sometimes
- ☐ Often
- ☐ Many Times

Treated you badly for refusing to have sex?

- ☐ Never
- ☐ Once or Twice
- ☐ Sometimes
- ☐ Often
- ☐ Many Times

Implied better treatment if you were sexually cooperative?

- ☐ Never
- ☐ Once or Twice
- ☐ Sometimes
- ☐ Often
- ☐ Many Times



## 2022 Campus Climate

### MODULE 3 – SEXUAL HARASSMENT BY FACULTY/STAFF:

#### B. Sexual Harassment Victimization Follow Up Questions

Instructions: Think about the situations that have happened to you that involved the behaviors you marked on the last screens. Now think about ONE SITUATION and answer the following questions.

The situation involved (check all that apply)

- ☐ Sexist or sexually offensive language, gestures, or pictures
- ☐ Unwanted sexual attention
- ☐ Unwanted touching
- ☐ Subtle or explicit bribes or threats

Gender: (Check all that apply)

- ☐ Man
- ☐ Woman
- ☐ Transgender
- ☐ Gender nonconforming
- ☐ Prefer not to say
- ☐ A gender not list not here (please specify)

Status at Rivier University:

- ☐ Faculty member
- ☐ Staff member
- ☐ Graduate student instructor
- ☐ Other (please specify)

Where did this happen?

- ☐ On-Campus
- ☐ Off-Campus
- ☐ Online or Virtual



2022 Campus Climate

MODULE 3 - SEXUAL HARASSMENT BY FACULTY/STAFF:

Where did this happen on-campus? (check all that apply)

- ☐ Academic building or classroom
- ☐ Staff/Faculty office
- ☐ Campus owned residence hall or apartment
- ☐ Dining common/dining hall
- ☐ Public or outdoor space on campus
- ☐ Campus-based transportation
- ☐ Other campus owned building (i.e. gym, student center, sports arena)
- ☐ Other

Where did this happen off-campus? (check all that apply)

- ☐ Bar or restaurant
- ☐ Off-campus college/university residence
- ☐ Private owned (not campus-owned) housing or apartment complex
- ☐ Traveling with a school team, band, or other organization
- ☐ Other

Where did this happen online or virtually? (check all that apply)

- ☐ Virtual Classroom
- ☐ Virtual Class Forum
- ☐ Social Media (eg. Facebook, Instagram, Snapchat, Twitter, TikTok)
- ☐ Private communications (eg texting)
- ☐ Dating app
- ☐ Other

Did this occur:

- ☐ On Rivier University's campus
- ☐ Visiting another campus
- ☐ Studying abroad on another campus
- ☐ With a student at another institution (i.e. you have transferred institutions since this occurred)
- ☐ Non-university related location(s)

During what academic year did the incident(s) occur?

- ☐ 2021-2022 (Fall 2021 through present)
- ☐ 2020-2021 (Fall 2020 through Summer 2021)
- ☐ 2019-2020 (Fall 2019 through Summer 2020)
- ☐ 2018-2019 (Fall 2018 through Summer 2019)
- ☐ 2017-2018 (Fall 2017 through Summer 2018)
- ☐ 2016-2017 (Fall 2016 through Summer 2017)

During what semester or term did the incident(s) occur? (check all that apply)

- ☐ Fall
- ☐ Winter
- ☐ Spring
- ☐ Summer



## 2022 Campus Climate

### MODULE 3 – SEXUAL HARASSMENT BY FACULTY/STAFF:

Fall - During which month(s) did incidents occur? (check all that apply)

- ☐ August
- ☐ September
- ☐ October
- ☐ November
- ☐ December

Winter - During which month(s) did incidents occur? (check all that apply)

- ☐ December
- ☐ January
- ☐ February
- ☐ March

Spring - During which month(s) did incidents occur? (check all that apply)

- ☐ February
- ☐ March
- ☐ April
- ☐ May
- ☐ June

Summer - During which month(s) did incidents occur? (check all that apply)

- ☐ May
- ☐ June
- ☐ July
- ☐ August

When did this occur?

- ☐ While school was in session
- ☐ While school was on a break

Please tell us how you reacted to the situation (check all that apply)

- ☐ I ignored the person
- ☐ I avoided the person as much as possible.
- ☐ I treated it like a joke.
- ☐ I told the person to stop
- ☐ I reported the person
- ☐ I asked someone for advice and/or support
- ☐ Other

Did the situation impact your academic performance in any of the following ways? (check all that apply):

- ☐ Reduced grade point average (GPA)
- ☐ Caused you to drop classes
- ☐ Needed to take a leave of absence from your education
- ☐ Caused you to change your major
- ☐ Caused you to transfer to another institution
- ☐ Other

Did the situation have negative financial impacts on your academic career? (check all that apply):

- ☐ Loss in tuition as a result of dropping classes
- ☐ Loss in tuition resulting from an unplanned leave of absence
- ☐ Loss in scholarship award due to diminished grades as a result of the sexual violence
- ☐ Costs associated with unexpected need to change housing
- ☐ Costs incurred for needed physical and mental health services resulting from the sexual violence
- ☐ Other



## 2022 Campus Climate

### MODULE 4 – SEXUAL HARASSMENT BY STUDENTS:

#### A. Sexual Harassment Victimization

Instructions: Since you enrolled at Rivier University, have you been in a situation in which a student:

Treated you differently because of your sex or gender identity?

- ☐ Never
- ☐ Once or Twice
- ☐ Sometimes
- ☐ Often
- ☐ Many Times

Displayed, used, or distributed sexist or suggestive materials?

- ☐ Never
- ☐ Once or Twice
- ☐ Sometimes
- ☐ Often
- ☐ Many Times

Made offensive sexist remarks?

- ☐ Never
- ☐ Once or Twice
- ☐ Sometimes
- ☐ Often
- ☐ Many Times

Put you down or was condescending to you because of your sex or gender identity?

- ☐ Never
- ☐ Once or Twice
- ☐ Sometimes
- ☐ Often
- ☐ Many Times

Repeatedly told sexual stories or jokes that were offensive to you?

- ☐ Never
- ☐ Once or Twice
- ☐ Sometimes
- ☐ Often
- ☐ Many Times

Made unwelcome attempts to draw you into a discussion of sexual matters?

- ☐ Never
- ☐ Once or Twice
- ☐ Sometimes
- ☐ Often
- ☐ Many Times

Made offensive remarks about your appearance, body, or sexual activities?

- ☐ Never
- ☐ Once or Twice
- ☐ Sometimes
- ☐ Often
- ☐ Many Times

Made gestures or used body language of a sexual nature which embarrassed or offended you?

- ☐ Never
- ☐ Once or Twice
- ☐ Sometimes
- ☐ Often
- ☐ Many Times

Made unwanted attempts to establish a romantic or sexual relationship with you, despite your efforts to discourage it?

- ☐ Never
- ☐ Once or Twice
- ☐ Sometimes
- ☐ Often
- ☐ Many Times

Sent or posted unwelcome sexual comments, jokes or pictures by text, email, Facebook, Instagram, Snapchat, Twitter, TikTok or other electronic means?

- ☐ Never
- ☐ Once or Twice
- ☐ Sometimes
- ☐ Often
- ☐ Many Times

Spread unwelcome sexual rumors about you by text, email, Facebook, Instagram, Snapchat, Twitter, TikTok or other electronic means?

- ☐ Never
- ☐ Once or Twice
- ☐ Sometimes
- ☐ Often
- ☐ Many Times





## MODULE 4 – SEXUAL HARASSMENT BY STUDENTS:

### B. Sexual Harassment Victimization Follow Up Questions

Instructions: Think about the situations that have happened to you that involved the behaviors you marked on the last screens. Now think about ONE SITUATION and answer the following questions.

The situation involved (check all that apply)

- ☐ Sexist or sexually offensive language, gestures, or pictures
- ☐ Unwanted sexual attention
- ☐ Unwanted touching
- ☐ Subtle or explicit bribes or threats

Gender: (Check all that apply)

- ☐ Man
- ☐ Woman
- ☐ Transgender
- ☐ Gender nonconforming
- ☐ Prefer not to say
- ☐ A gender not list not here (please specify)

Was the other person an undergraduate student at Rivier University

- ☐ Yes
- ☐ No
- ☐ Don't Know

Was the other person a graduate or professional student at Rivier University

- ☐ Yes
- ☐ No
- ☐ Don't Know

Where did this happen?

- ☐ On-campus
- ☐ Off-campus
- ☐ Online or Virtually



## 2022 Campus Climate

### MODULE 4 - SEXUAL HARASSMENT BY STUDENTS:

Where did this happen on-campus? (check all that apply)

- ☐ Academic building or classroom
- ☐ Staff/Faculty office
- ☐ Campus owned residence hall or apartment
- ☐ Dining common/dining hall
- ☐ Public or outdoor space on campus
- ☐ Campus-based transportation
- ☐ Other campus owned building (i.e. gym, student center, sports arena)
- ☐ Other

Where did this happen off-campus? (check all that apply)

- ☐ Bar or restaurant
- ☐ Off-campus college/university residence
- ☐ Private owned (not campus-owned) housing or apartment complex
- ☐ Traveling with a school team, band, or other organization
- ☐ Other

Where did this happen online or virtually? (check all that apply)

- ☐ Virtual Classroom
- ☐ Virtual Class Forum
- ☐ Social Media (eg. Facebook, Instagram, Snapchat, Twitter, TikTok)
- ☐ Private communications (eg texting)
- ☐ Dating app
- ☐ Other

Did this occur:

- ☐ On Rivier University's campus
- ☐ Visiting another campus
- ☐ Studying abroad on another campus
- ☐ With a student at another institution (i.e. you have transferred institutions since this occurred)
- ☐ Non-university related location(s)

During what academic year did the incident(s) occur?

- ☐ 2021-2022 (Fall 2021 through present)
- ☐ 2020-2021 (Fall 2020 through Summer 2021)
- ☐ 2019-2020 (Fall 2019 through Summer 2020)
- ☐ 2018-2019 (Fall 2018 through Summer 2019)
- ☐ 2017-2018 (Fall 2017 through Summer 2018)
- ☐ 2016-2017 (Fall 2016 through Summer 2017)

During what semester or term did the incident(s) occur? (check all that apply)

- ☐ Fall
- ☐ Winter
- ☐ Spring
- ☐ Summer



## 2022 Campus Climate

### MODULE 4 - SEXUAL HARASSMENT BY STUDENTS:

Fall - During which month(s) did incidents occur? (check all that apply)

- ☐ August
- ☐ September
- ☐ October
- ☐ November
- ☐ December

Winter - During which month(s) did incidents occur? (check all that apply)

- ☐ December
- ☐ January
- ☐ February
- ☐ March

Spring - During which month(s) did incidents occur? (check all that apply)

- ☐ February
- ☐ March
- ☐ April
- ☐ May
- ☐ June

Summer - During which month(s) did incidents occur? (Check all that apply)

- ☐ May
- ☐ June
- ☐ July
- ☐ August

When did this occur?

- ☐ While school was in session
- ☐ While school was on a break

Please tell us how you reacted to the situation (check all that apply)

- ☐ I ignored the person
- ☐ I avoided the person as much as possible.
- ☐ I treated it like a joke.
- ☐ I told the person to stop
- ☐ I reported the person
- ☐ I asked someone for advice and/or support
- ☐ Other

Did the situation impact your academic performance in any of the following ways? (check all that apply):

- ☐ Reduced grade point average (GPA)
- ☐ Caused you to drop classes
- ☐ Needed to take a leave of absence from your education
- ☐ Caused you to change your major
- ☐ Caused you to transfer to another institution
- ☐ Other

Did the situation have negative financial impacts on your academic career? (check all that apply):

- ☐ Loss in tuition as a result of dropping classes
- ☐ Loss in tuition resulting from an unplanned leave of absence
- ☐ Loss in scholarship award due to diminished grades as a result of the sexual violence
- ☐ Costs associated with unexpected need to change housing
- ☐ Costs incurred for needed physical and mental health services resulting from the sexual violence
- ☐ Other



## 2022 Campus Climate

### MODULE 5 – STALKING VICTIMIZATION

#### A. Stalking Victimization Prevalence

Instructions: How many times have one or more people done the following things to you since you enrolled at Rivier University?

Watched or followed you from a distance, or spied on you with a listening device, camera, or GPS [global positioning system]?

- ☐ None
- ☐ 1-2
- ☐ 3-5
- ☐ 6-8
- ☐ More Than 8

Approached you or showed up in places, such as your home, workplace, or school when you didn't want them to be there?

- ☐ None
- ☐ 1-2
- ☐ 3-5
- ☐ 6-8
- ☐ More Than 8

Left strange or potentially threatening items for you to find?

- ☐ None
- ☐ 1-2
- ☐ 3-5
- ☐ 6-8
- ☐ More Than 8

Snuck into your home or car and did things to scare you by letting you know they had been there?

- ☐ None
- ☐ 1-2
- ☐ 3-5
- ☐ 6-8
- ☐ More Than 8

Left you unwanted messages (including text or voice messages)?

- ☐ None
- ☐ 1-2
- ☐ 3-5
- ☐ 6-8
- ☐ More Than 8

Made unwanted phone calls to you (including hang up calls)?

- ☐ None
- ☐ 1-2
- ☐ 3-5
- ☐ 6-8
- ☐ More Than 8

Sent you unwanted emails, instant messages, or sent messages through social media apps such as Facebook, Instagram, Snapchat, Twitter, TikTok, etc.?

- ☐ None
- ☐ 1-2
- ☐ 3-5
- ☐ 6-8
- ☐ More Than 8

Left you cards, letters, flowers, or presents when they knew you didn't want them to?

- ☐ None
- ☐ 1-2
- ☐ 3-5
- ☐ 6-8
- ☐ More Than 8

Made rude or mean comments to you online?

- ☐ None
- ☐ 1-2
- ☐ 3-5
- ☐ 6-8
- ☐ More Than 8

Spread rumors about you online, whether they were true or not?

- ☐ None
- ☐ 1-2
- ☐ 3-5
- ☐ 6-8
- ☐ More Than 8

Used coercion, threats, or intimidation to gain access to your phone, email, or other accounts.

- ☐ None
- ☐ 1-2
- ☐ 3-5
- ☐ 6-8
- ☐ More Than 8



## MODULE 5 - STALKING VICTIMIZATION

### B. Stalking Victimization Follow Up Questions

Instructions: Think about the situations that have happened to you that involved the experiences you marked on the last screen. Now think about ONE SITUATION and answer the following questions.

The other person was a: (check all that apply)

- ☐ Man
- ☐ Woman
- ☐ Transgender
- ☐ Gender nonconforming
- ☐ Prefer not to say
- ☐ A gender not list not here (write-in)

What was your relationship to the other person?

- ☐ stranger
- ☐ acquaintance
- ☐ friend
- ☐ romantic partner
- ☐ former romantic partner
- ☐ someone I hooked up with
- ☐ relative/family
- ☐ faculty/staff
- ☐ other

Was the other person a student at Rivier University?

- ☐ YES
- ☐ NO
- ☐ I don't know

Where did this happen? (check all that apply)

- ☐ On-campus
- ☐ Off-campus
- ☐ Online or virtually





## 2022 Campus Climate

### MODULE 5 - STALKING VICTIMIZATION

Where did this happen on-campus? (check all that apply)

- ☐ Academic building or classroom
- ☐ Staff/Faculty office
- ☐ Campus owned residence hall or apartment
- ☐ Dining common/dining hall
- ☐ Public or outdoor space on campus
- ☐ Campus-based transportation
- ☐ Other campus owned building (i.e. gym, student center, sports arena)
- ☐ Other

Where did this happen off-campus? (check all that apply)

- ☐ Bar or restaurant
- ☐ Private owned (not campus-owned) housing or apartment complex
- ☐ Traveling with a school team, band, or other organization
- ☐ Other

Where did this happen online or virtually? (check all that apply)

- ☐ Virtual Classroom
- ☐ Virtual Class Forum
- ☐ Social Media (eg Facebook, Instagram, Snapchat, Twitter, TikTok)
- ☐ Private communications (eg texting)
- ☐ Dating app
- ☐ Other

4d. Did this occur:

- ☐ On Rivier University's campus
- ☐ Visiting another campus
- ☐ Studying abroad on another campus
- ☐ With a student at another institution (i.e. you have transferred institutions since this occurred)
- ☐ Non-university related location(s)

During what academic year did the incident(s) occur?

- ☐ 2021-2022 (Fall 2021 through present)
- ☐ 2020-2021 (Fall 2020 through Summer 2021)
- ☐ 2019-2020 (Fall 2019 through Summer 2020)
- ☐ 2018-2019 (Fall 2018 through Summer 2019)
- ☐ 2017-2018 (Fall 2017 through Summer 2018)
- ☐ 2016-2017 (Fall 2016 through Summer 2017)

During what semester or term did incident(s) occur? (check all that apply)

- ☐ Fall
- ☐ Winter
- ☐ Spring
- ☐ Summer



2022 Campus Climate

MODULE 5 - STALKING VICTIMIZATION

Fall - During which month(s) did incidents occur? (Check all that apply)

- ☐ August
- ☐ September
- ☐ October
- ☐ November
- ☐ December

Winter - During which month(s) did incidents occur? (Check all that apply)

- ☐ December
- ☐ January
- ☐ February
- ☐ March

Spring - During which month(s) did incidents occur? (Check all that apply)

- ☐ February
- ☐ March
- ☐ April
- ☐ May
- ☐ June

Summer - During which month(s) did incidents occur? (Check all that apply)

- ☐ May
- ☐ June
- ☐ July
- ☐ August

When did this occur?

- ☐ While school was in session
- ☐ While school was on a break

Had the other person been using alcohol or drugs just prior to the incident?

- ☐ They had been using alcohol
- ☐ They had been using drugs
- ☐ They had been using both alcohol and drugs
- ☐ They had not been using either alcohol or drugs
- ☐ I don't know

Had you been using alcohol or drugs just prior to the incident? Keep in mind that you are in no way responsible for the incident that occurred, even if you had been using alcohol or drugs just prior to the incident.

- ☐ I had been using alcohol
- ☐ I had been using drugs
- ☐ I had been using both alcohol and drugs
- ☐ I had not been using either alcohol or drugs

Please tell us how you reacted to the situation (check all that apply)

- ☐ I ignored the person.
- ☐ I avoided the person as much as possible.
- ☐ I treated it like a joke.
- ☐ I told the person to stop
- ☐ I reported the person
- ☐ I asked someone for advice and/or support
- ☐ Other

Did the situation impact your academic performance in any of the following ways? (check all that apply):

- ☐ Reduced grade point average (GPA)
- ☐ Caused you to drop classes
- ☐ Needed to take a leave of absence from your education
- ☐ Caused you to change your major
- ☐ Caused you to transfer to another institution
- ☐ Other

Did the situation have negative financial impacts on your academic career? (check all that apply):

- ☐ Loss in tuition as a result of dropping classes
- ☐ Loss in tuition resulting from an unplanned leave of absence
- ☐ Loss in scholarship award due to diminished grades as a result of the sexual violence
- ☐ Costs associated with unexpected need to change housing
- ☐ Costs incurred for needed physical and mental health services resulting from the sexual violence
- ☐ Other



Instructions: Answer the next questions about any hook-up, boyfriend, girlfriend, husband, or wife you have had, including exes, or any other individual regardless of the length of the relationship, since you enrolled at Rivier University.

The person threatened to hurt me and I thought I might really get hurt.

- ☐ Never
- ☐ Once or Twice
- ☐ Sometimes
- ☐ Often
- ☐ Many Times

The person pushed, grabbed, or shook me.

- ☐ Never
- ☐ Once or Twice
- ☐ Sometimes
- ☐ Often
- ☐ Many Times

The person hit me.

- ☐ Never
- ☐ Once or Twice
- ☐ Sometimes
- ☐ Often
- ☐ Many Times

The person beat me up.

- ☐ Never
- ☐ Once or Twice
- ☐ Sometimes
- ☐ Often
- ☐ Many Times

The person stole or destroyed my property

- ☐ Never
- ☐ Once or Twice
- ☐ Sometimes
- ☐ Often
- ☐ Many Times

The person scared me without laying a hand on me.

- ☐ Never
- ☐ Once or Twice
- ☐ Sometimes
- ☐ Often
- ☐ Many Times



## 2022 Campus Climate

### MODULE 6 - DATING VIOLENCE VICTIMIZATION

#### B. Dating Violence Victimization Follow Up Questions

Instructions: Think about the situations that have happened to you that involved the experiences you marked on the last screen. Now think about ONE SITUATION and answer the following questions.

The other person was a: (check all that apply)

- ☐ Man
- ☐ Woman
- ☐ Transgender
- ☐ Gender nonconforming
- ☐ Prefer not to say
- ☐ A gender not list not here (write-in)

What was your relationship to the other person?

- ☐ stranger
- ☐ acquaintance
- ☐ friend
- ☐ romantic partner
- ☐ former romantic partner
- ☐ someone I hooked up with
- ☐ relative/family
- ☐ faculty/staff
- ☐ other

Was the other person a student at Rivier University?

- ☐ YES
- ☐ NO
- ☐ I don't know

Where did this happen? (Check all that apply)

- ☐ On-campus
- ☐ Off-campus
- ☐ Online or virtually



2022 Campus Climate

MODULE 6 - DATING VIOLENCE VICTIMIZATION

Where did this happen on-campus? (check all that apply)

- ☐ Academic building or classroom
- ☐ Staff/Faculty office
- ☐ Campus owned residence hall or apartment
- ☐ Dining common/dining hall
- ☐ Public or outdoor space on campus
- ☐ Campus-based transportation
- ☐ Other campus owned building (i.e. gym, student center, sports arena)
- ☐ Other

Where did this happen off-campus? (check all that apply)

- ☐ Bar or restaurant
- ☐ Private owned (not campus-owned) housing or apartment complex
- ☐ Traveling with a school team, band, or other organization
- ☐ Other

Where did this happen online or virtually? (check all that apply)

- ☐ Virtual Classroom
- ☐ Virtual Class Forum
- ☐ Social Media (eg Facebook, Instagram, Snapchat, Twitter, TikTok)
- ☐ Private communications (eg texting)
- ☐ Dating app
- ☐ Other

4d. Did this occur:

- ☐ On Rivier University's campus
- ☐ Visiting another campus
- ☐ Studying abroad on another campus
- ☐ With a student at another institution (i.e. you have transferred institutions since this occurred)
- ☐ Non-university related location(s)

During what academic year did the incident(s) occur?

- ☐ 2021-2022 (Fall 2021 through present)
- ☐ 2020-2021 (Fall 2020 through Summer 2021)
- ☐ 2019-2020 (Fall 2019 through Summer 2020)
- ☐ 2018-2019 (Fall 2018 through Summer 2019)
- ☐ 2017-2018 (Fall 2017 through Summer 2018)
- ☐ 2016-2017 (Fall 2016 through Summer 2017)



During what semester or term did incident(s) occur? (check all that apply)

- ☐ Fall
- ☐ Winter
- ☐ Spring
- ☐ Summer



## 2022 Campus Climate

### MODULE 6 - DATING VIOLENCE VICTIMIZATION

Fall - During which month(s) did incidents occur? (check all that apply)

- |                                    |                                   |
|------------------------------------|-----------------------------------|
| <input type="checkbox"/> August    | <input type="checkbox"/> November |
| <input type="checkbox"/> September | <input type="checkbox"/> December |
| <input type="checkbox"/> October   |                                   |

Winter - During which month(s) did incidents occur? (check all that apply)

- ☐ December
- ☐ January
- ☐ February
- ☐ March

Spring - During which month(s) did incidents occur? (check all that apply)

- |                                   |                               |
|-----------------------------------|-------------------------------|
| <input type="checkbox"/> February | <input type="checkbox"/> May  |
| <input type="checkbox"/> March    | <input type="checkbox"/> June |
| <input type="checkbox"/> April    |                               |

Summer - During which month(s) did incidents occur? (check all that apply)

- ☐ May
- ☐ June
- ☐ July
- ☐ August

When did this occur?

- ☐ While school was in session
- ☐ While school was on a break

Had the other person been using alcohol or drugs just prior to the incident?

- ☐ They had been using alcohol
- ☐ They had been using drugs
- ☐ They had been using both alcohol and drugs
- ☐ They had not been using either alcohol or drugs
- ☐ I don't know

Had you been using alcohol or drugs just prior to the incident? Keep in mind that you are in no way responsible for the incident that occurred, even if you had been using alcohol or drugs just prior to the incident.

- ☐ I had been using alcohol
- ☐ I had been using drugs
- ☐ I had been using both alcohol and drugs
- ☐ I had not been using either alcohol or drugs

Did the situation impact your academic performance in any of the following ways? (check all that apply):

- ☐ Reduced grade point average (GPA)
- ☐ Caused you to drop classes
- ☐ Needed to take a leave of absence from your education
- ☐ Caused you to change your major
- ☐ Caused you to transfer to another institution
- ☐ Other

Did the situation have negative financial impacts on your academic career? (check all that apply):

- ☐ Loss in tuition as a result of dropping classes
- ☐ Loss in tuition resulting from an unplanned leave of absence
- ☐ Loss in scholarship award due to diminished grades as a result of the sexual violence
- ☐ Costs associated with unexpected need to change housing
- ☐ Costs incurred for needed physical and mental health services resulting from the sexual violence
- ☐ Other



## 2022 Campus Climate

### MODULE 7 – SEXUAL VIOLENCE VICTIMIZATION

Instructions: The following questions concern sexual experiences that you may have had that were unwanted. We know that these are personal questions, so we did not ask your name or other identifying information. Your information is completely confidential. We hope that this helps you to feel comfortable answering each question honestly. Check the number showing the number of times each experience has happened to you. If several experiences occurred on the same occasion—you should indicate both. We want to know about your experiences since you enrolled at Rivier University. These experiences could occur on or off campus, when school is in session or when you are on a break.

Someone touched, kissed, or rubbed up against the private areas of my body (lips, breast/chest, crotch or butt) or removed some of my clothes without my consent (but did not attempt sexual penetration) by:

Telling lies, threatening to end the relationship, threatening to spread rumors about me, making promises I knew were untrue, or continually verbally pressuring me after I said I didn't want to.

- ☐ 0 times
- ☐ 1 time
- ☐ 2 times
- ☐ 3+ times

Showing displeasure, criticizing my sexuality or attractiveness, getting angry but not using physical force, after I said I didn't want to.

- ☐ 0 times
- ☐ 1 time
- ☐ 2 times
- ☐ 3+ times

Taking advantage of me when I was too drunk or out of it to stop what was happening.

- ☐ 0 times
- ☐ 1 time
- ☐ 2 times
- ☐ 3+ times

Threatening to physically harm me or someone close to me.

- ☐ 0 times
- ☐ 1 time
- ☐ 2 times
- ☐ 3+ times

Using force, for example holding me down with their body weight, pinning my arms, or having a weapon.

- ☐ 0 times
- ☐ 1 time
- ☐ 2 times
- ☐ 3+ times



## 2022 Campus Climate

### MODULE 7 - SEXUAL VIOLENCE VICTIMIZATION

Someone had oral sex with me or made me have oral sex with them without my consent by:

Telling lies, threatening to end the relationship, threatening to spread rumors about me, making promises I knew were untrue, or continually verbally pressuring me after I said I didn't want to.

- ☐ 0 times
- ☐ 1 time
- ☐ 2 times
- ☐ 3+ times

Showing displeasure, criticizing my sexuality or attractiveness, getting angry but not using physical force, after I said I didn't want to.

- ☐ 0 times
- ☐ 1 time
- ☐ 2 times
- ☐ 3+ times

Taking advantage of me when I was too drunk or out of it to stop what was happening.

- ☐ 0 times
- ☐ 1 time
- ☐ 2 times
- ☐ 3+ times

Threatening to physically harm me or someone close to me.

- ☐ 0 times
- ☐ 1 time
- ☐ 2 times
- ☐ 3+ times

Using force, for example holding me down with their body weight, pinning my arms, or having a weapon.

- ☐ 0 times
- ☐ 1 time
- ☐ 2 times
- ☐ 3+ times

Someone put their penis, fingers, or other objects into my vagina without my consent by:

Telling lies, threatening to end the relationship, threatening to spread rumors about me, making promises I knew were untrue, or continually verbally pressuring me after I said I didn't want to

- ☐ 0 times
- ☐ 1 time
- ☐ 2 times
- ☐ 3+ times

Showing displeasure, criticizing my sexuality or attractiveness, getting angry but not using physical force, after I said I didn't want to.

- ☐ 0 times
- ☐ 1 time
- ☐ 2 times
- ☐ 3+ times

Taking advantage of me when I was too drunk or out of it to stop what was happening.

- ☐ 0 times
- ☐ 1 time
- ☐ 2 times
- ☐ 3+ times

Threatening to physically harm me or someone close to me.

- ☐ 0 times
- ☐ 1 time
- ☐ 2 times
- ☐ 3+ times

Using force, for example holding me down with their body weight, pinning my arms, or having a weapon.

- ☐ 0 times
- ☐ 1 time
- ☐ 2 times
- ☐ 3+ times

Someone put their penis, fingers, or other objects into my butt without my consent by:

Telling lies, threatening to end the relationship, threatening to spread rumors about me, making promises I knew were untrue, or continually verbally pressuring me after I said I didn't want to

- ☐ 0 times
- ☐ 1 time
- ☐ 2 times
- ☐ 3+ times

Showing displeasure, criticizing my sexuality or attractiveness, getting angry but not using physical force, after I said I didn't want to.

- ☐ 0 times
- ☐ 1 time
- ☐ 2 times
- ☐ 3+ times

Taking advantage of me when I was too drunk or out of it to stop what was happening.

- ☐ 0 times
- ☐ 1 time
- ☐ 2 times
- ☐ 3+ times

Threatening to physically harm me or someone close to me.

- ☐ 0 times
- ☐ 1 time
- ☐ 2 times
- ☐ 3+ times

Using force, for example holding me down with their body weight, pinning my arms, or having a weapon.

- ☐ 0 times
- ☐ 1 time
- ☐ 2 times
- ☐ 3+ times



## 2022 Campus Climate

### MODULE 7 – SEXUAL VIOLENCE VICTIMIZATION

#### B. Sexual Violence Follow-up Questions

On the last several pages of the survey, you reported that someone had oral, anal, or vaginal sex with you without your consent, either multiple times or using multiple strategies since you enrolled at Rivier University.

- ☐ All of the experiences were with the same person.
- ☐ These experiences were with more than one person. (If you choose this, please enter the number of people in the box below.)

On how many different days did someone have oral, anal, or vaginal sex with you without your consent since you enrolled at Rivier University?



## 2022 Campus Climate

### MODULE 7 – SEXUAL VIOLENCE VICTIMIZATION

Even though it didn't happen, someone TRIED to have oral, anal, or vaginal sex with me without my consent by:

Telling lies, threatening to end the relationship, threatening to spread rumors about me, making promises I knew were untrue, or continually verbally pressuring me after I said I didn't want to.

- ☐ 0 times
- ☐ 1 time
- ☐ 2 times
- ☐ 3+ times

Showing displeasure, criticizing my sexuality or attractiveness, getting angry but not using physical force, after I said I didn't want to.

- ☐ 0 times
- ☐ 1 time
- ☐ 2 times
- ☐ 3+ times

Taking advantage of me when I was too drunk or out of it to stop what was happening.

- ☐ 0 times
- ☐ 1 time
- ☐ 2 times
- ☐ 3+ times



Threatening to physically harm me or someone close to me.

- ☐ 0 times
- ☐ 1 time
- ☐ 2 times
- ☐ 3+ times

Using force, for example holding me down with their body weight, pinning my arms, or having a weapon.

- ☐ 0 times
- ☐ 1 time
- ☐ 2 times
- ☐ 3+ times



## 2022 Campus Climate

### MODULE 7 - SEXUAL VIOLENCE VICTIMIZATION

#### Sexual Violence Follow-up Questions

On the last several pages of the survey, you reported that since you enrolled at Rivier University someone had oral, anal, or vaginal sex with you without your consent. And even though it didn't happen, that someone TRIED TO have oral, anal, or vaginal sex with you without your consent.

- ☐ All of the experiences were with the same person.
- ☐ These experiences were with more than one person. (If you choose this, please enter the number of people in the box below.)

On how many different days did someone either try to or have oral, anal, or vaginal sex with you without your consent since you enrolled at Rivier University?



## 2022 Campus Climate

### MODULE 7 – SEXUAL VIOLENCE VICTIMIZATION

Even though it didn't happen, someone TRIED to have oral, anal, or vaginal sex with me without my consent by:

Telling lies, threatening to end the relationship, threatening to spread rumors about me, making promises I knew were untrue, or continually verbally pressuring me after I said I didn't want to.

- ☐ 0 times
- ☐ 1 time
- ☐ 2 times
- ☐ 3+ times

Showing displeasure, criticizing my sexuality or attractiveness, getting angry but not using physical force, after I said I didn't want to.

- ☐ 0 times
- ☐ 1 time
- ☐ 2 times
- ☐ 3+ times

Taking advantage of me when I was too drunk or out of it to stop what was happening.

- ☐ 0 times
- ☐ 1 time
- ☐ 2 times
- ☐ 3+ times

Threatening to physically harm me or someone close to me.

- ☐ 0 times
- ☐ 1 time
- ☐ 2 times
- ☐ 3+ times

Using force, for example holding me down with their body weight, pinning my arms, or having a weapon.

- ☐ 0 times
- ☐ 1 time
- ☐ 2 times
- ☐ 3+ times



## 2022 Campus Climate

### MODULE 7 – SEXUAL VIOLENCE VICTIMIZATION

Instructions: Think about the situations that have happened to you that involved the experiences you marked on the last screens. Now think about ONE SITUATION and answer the following questions.

The other person was a (select all that apply if more than one other person):

- ☐ Man
- ☐ Woman
- ☐ Transgender
- ☐ Gender nonconforming
- ☐ Prefer not to say
- ☐ A gender not list not here (write-in)

What was your relationship to the other person?

- ☐ stranger
- ☐ acquaintance
- ☐ friend
- ☐ romantic partner
- ☐ former romantic partner
- ☐ someone I hooked up with
- ☐ relative/family
- ☐ Rivier University faculty/staff
- ☐ other

Was the other person a student at Rivier University?

- ☐ YES
- ☐ NO
- ☐ I DON'T KNOW

Where did this happen? (Check all that apply)

- ☐ On-campus
- ☐ Off-campus
- ☐ Online or virtually



2022 Campus Climate

MODULE 7 - SEXUAL VIOLENCE VICTIMIZATION

Where did this happen on-campus? (check all that apply)

- ☐ Academic building or classroom
- ☐ Staff/Faculty office
- ☐ Campus owned residence hall or apartment
- ☐ Dining common/dining hall
- ☐ Public or outdoor space on campus
- ☐ Campus-based transportation
- ☐ Other campus owned building (i.e. gym, student center, sports arena)
- ☐ Other

Where did this happen off-campus (check all that apply)

- ☐ Bar or restaurant
- ☐ Private owned (not campus-owned) housing or apartment complex
- ☐ Traveling with a school team, band, or other organization
- ☐ Other

Where did this happen online or virtual(check all that apply)

- ☐ Virtual Classroom
- ☐ Virtual Class Forum
- ☐ Social Media (eg Facebook, Instagram, Snapchat, Twitter, TikTok)
- ☐ Private communications (eg texting)
- ☐ Dating app
- ☐ Other

Did this occur:

- ☐ On Rivier University's campus
- ☐ Visiting another campus
- ☐ Studying abroad on another campus
- ☐ With a student at another institution (i.e. you have transferred institutions since this occurred)
- ☐ Non-university related location(s)

During what academic year did the incident(s) occur?

- ☐ 2021-2022 (Fall 2021 through present)
- ☐ 2020-2021 (Fall 2020 through Summer 2021)
- ☐ 2019-2020 (Fall 2019 through Summer 2020)
- ☐ 2018-2019 (Fall 2018 through Summer 2019)
- ☐ 2017-2018 (Fall 2017 through Summer 2018)
- ☐ 2016-2017 (Fall 2016 through Summer 2017)

During what semester or term did incident(s) occur? (check all that apply)

- ☐ Fall
- ☐ Winter
- ☐ Spring
- ☐ Summer



## 2022 Campus Climate

### MODULE 7 – SEXUAL VIOLENCE VICTIMIZATION

Fall - During which month(s) did incidents occur? (check all that apply)

- ☐ August
- ☐ September
- ☐ October
- ☐ November
- ☐ December

Winter - During which month(s) did incidents occur? (check all that apply)

- ☐ December
- ☐ January
- ☐ February
- ☐ March

Spring - During which month(s) did incidents occur? (check all that apply)

- ☐ February
- ☐ March
- ☐ April
- ☐ May
- ☐ June

Summer - During which month(s) did incidents occur? (check all that apply)

- ☐ May
- ☐ June
- ☐ July
- ☐ August

When did this occur?

- ☐ While school was in session
- ☐ While school was on a break

Had the other person been using alcohol or drugs just prior to the incident?

- ☐ They had been using alcohol
- ☐ They had been using drugs
- ☐ They had been using both alcohol and drugs
- ☐ They had not been using either alcohol or drugs
- ☐ I don't know

Had you been using alcohol or drugs just prior to the incident? Keep in mind that you are in no way responsible for the incident that occurred, even if you had been using alcohol or drugs just prior to the incident.

- ☐ I had been using alcohol
- ☐ I had been using drugs
- ☐ I had been using both alcohol and drugs
- ☐ I had not been using either alcohol or drugs

During the incident, to what extent did you feel:

	Not at all	Slightly	Somewhat	Very	Extremely	Other
Scared	<input type="radio"/>	<input type="radio"/>	<input type="radio"/>	<input type="radio"/>	<input type="radio"/>	<input type="radio"/>
Like your life was in danger	<input type="radio"/>	<input type="radio"/>	<input type="radio"/>	<input type="radio"/>	<input type="radio"/>	<input type="radio"/>
Like the other person would hurt you if you didn't go along	<input type="radio"/>	<input type="radio"/>	<input type="radio"/>	<input type="radio"/>	<input type="radio"/>	<input type="radio"/>

How do you label this experience?

Did the situation impact your academic performance in any of the following ways? (check all that apply):

- ☐ Reduced grade point average (GPA)
- ☐ Caused you to drop classes
- ☐ Need to take a leave of absence from your education
- ☐ Caused you to change your major
- ☐ Caused you to transfer to another institution
- ☐ Other

Did the situation have negative financial impacts on your academic career? (check all that apply):

- ☐ Loss in tuition as a result of dropping classes
- ☐ Loss in tuition resulting from an unplanned leave of absence
- ☐ Loss in scholarship award due to diminished grades as a result of the sexual violence
- ☐ Costs associated with unexpected need to changes in housing
- ☐ Costs incurred for needed physical and mental health services resulting from the sexual violence
- ☐ Other



## 2022 Campus Climate

### MODULE 8 - INSTITUTIONAL RESPONSES

#### B. Reporting Experiences

Did you tell anyone about the incident before this questionnaire?

- ☐ Yes
- ☐ No



## 2022 Campus Climate

### MODULE 8 - INSTITUTIONAL RESPONSES



Who did you tell? (check all that apply)

- ☐ Roommate
- ☐ Off-campus counselor/therapist
- ☐ Close friend other than roommate
- ☐ On-campus counselor therapist
- ☐ Confidential Resource Advisor
- ☐ Title IX Coordinator
- ☐ Romantic partner
- ☐ Institution health services
- ☐ Parent or guardian
- ☐ Campus security or police department
- ☐ Other family member
- ☐ Local police
- ☐ Doctor/nurse
- ☐ Religious leader
- ☐ Resident Advisor or Residence Life staff
- ☐ Off-campus rape crisis center staff
- ☐ Institution faculty or staff
- ☐ Other

What motivated you to tell someone about the incident?



2022 Campus Climate

MODULE 8 - INSTITUTIONAL RESPONSES

How useful was the on-campus counselor/therapist in helping you deal with the incident?

- ☐ Very Useful
- ☐ Moderately Useful
- ☐ Somewhat Useful
- ☐ Slightly Useful
- ☐ Not at all Useful

How useful was the Confidential Resource Advisor in helping you deal with the incident?

- ☐ Very Useful
- ☐ Moderately Useful
- ☐ Somewhat Useful
- ☐ Slightly Useful
- ☐ Not at all Useful

How useful was the Title IX Coordinator in helping you deal with the incident?

- ☐ Very Useful
- ☐ Moderately Useful
- ☐ Somewhat Useful
- ☐ Slightly Useful
- ☐ Not at all Useful

How useful were the institution health services in helping you deal with the incident?

- ☐ Very Useful
- ☐ Moderately Useful
- ☐ Somewhat Useful
- ☐ Slightly Useful
- ☐ Not at all Useful

How useful was the campus security or police department in helping you deal with the incident?

- ☐ Very Useful
- ☐ Moderately Useful
- ☐ Somewhat Useful
- ☐ Slightly Useful
- ☐ Not at all Useful

How useful was the Resident Advisor or Residence Life staff in helping you deal with the incident?

- ☐ Very Useful
- ☐ Moderately Useful
- ☐ Somewhat Useful
- ☐ Slightly Useful
- ☐ Not at all Useful

How useful was the institution faculty or staff in helping you deal with the incident?

- ☐ Very Useful
- ☐ Moderately Useful
- ☐ Somewhat Useful
- ☐ Slightly Useful
- ☐ Not at all Useful



## 2022 Campus Climate

### MODULE 8 - INSTITUTIONAL RESPONSES

#### B. Responses to Survivors

Instructions: In thinking about the events related to sexual misconduct described in the previous sections, did [would] Rivier University play a role by...

Actively supporting you [the person] with either formal or informal resources (e.g., counseling, academic services, meetings or phone calls)?

- ☐ YES
- ☐ NO
- ☐ N/A

Apologizing for what happened to you?

- ☐ YES
- ☐ NO
- ☐ N/A

Believing your report?

- ☐ YES
- ☐ NO
- ☐ N/A

Allowing you to have a say in how your report was handled?

- ☐ YES
- ☐ NO
- ☐ N/A

Ensuring you were treated as an important member of the institution?

- ☐ YES
- ☐ NO
- ☐ N/A

Meeting your needs for support and accommodations?

- ☐ YES
- ☐ NO
- ☐ N/A

Creating an environment where this type of experience was safe to discuss?

- ☐ YES
- ☐ NO
- ☐ N/A

Creating an environment where this type of experience was recognized as a problem?

- ☐ YES
- ☐ NO
- ☐ N/A

Not doing enough to prevent this type of experience/s?

- ☐ YES
- ☐ NO
- ☐ N/A

Creating an environment in which this type of experience/s seemed common or normal?

- ☐ YES
- ☐ NO
- ☐ N/A

Creating an environment in which this experience seemed more likely to occur?

- ☐ YES
- ☐ NO
- ☐ N/A

Making it difficult to report the experience/s?

- ☐ YES
- ☐ NO
- ☐ N/A

Responding inadequately to the experience/s, if reported?

- ☐ YES
- ☐ NO
- ☐ N/A

Mishandling your case, if disciplinary action was requested?

- ☐ YES
- ☐ NO
- ☐ N/A

Covering up the experience/s?

- ☐ YES
- ☐ NO
- ☐ N/A

Denying your experience/s in some way?

- ☐ YES
- ☐ NO
- ☐ N/A

Punishing you in some way for reporting the experience/s (e.g., loss of privileges or status)?

- ☐ YES
- ☐ NO
- ☐ N/A

Suggesting your experience/s might affect the reputation of the institution?

- ☐ YES
- ☐ NO
- ☐ N/A

Creating an environment where you no longer felt like a valued member of the institution?

- ☐ YES
- ☐ NO
- ☐ N/A

Creating an environment where staying at Rivier Univesity was difficult for you?

- ☐ YES
- ☐ NO
- ☐ N/A

Responding differently to your experience/s based on your sexual orientation, sex or gender identity?

- ☐ YES
- ☐ NO
- ☐ N/A

Creating an environment in which you felt discriminated against based on your sexual orientation, sex, or gender identity?

- ☐ YES
- ☐ NO
- ☐ N/A

Expressing a biased or negative attitude toward you and/or your experience/s based on your sexual orientation, sex, or gender identity?

- ☐ YES
- ☐ NO
- ☐ N/A

Responding differently to your experience/s based on your race?

- ☐ YES
- ☐ NO
- ☐ N/A

Creating an environment in which you felt discriminated against based on your race?

- ☐ YES
- ☐ NO
- ☐ N/A

Expressing a biased or negative attitude toward you and/or your experience/s based on your race?

- ☐ YES
- ☐ NO
- ☐ N/A



2022 Campus Climate

MODULE 8 - INSTITUTIONAL RESPONSES

Why did you not tell anyone about the incident? (Check all that apply)

- ☐ Ashamed/embarrassed
- ☐ Is a private matter – wanted to deal with it on my own
- ☐ Concerned others would find out
- ☐ Didn't want the person who did it to get in trouble
- ☐ Fear of retribution from the person who did it
- ☐ Fear of not being believed
- ☐ I thought I would be blamed for what happened
- ☐ Didn't think what happened was serious enough to talk about
- ☐ Didn't think others would think it was serious
- ☐ Thought people would try to tell me what to do
- ☐ Would feel like an admission of failure
- ☐ Didn't think others would think it was important
- ☐ Didn't think others would understand
- ☐ Didn't have time to deal with it due to academics, work, etc.
- ☐ Didn't know reporting procedure on campus
- ☐ Feared I or another would be punished for infractions or violations (such as underage drinking)
- ☐ I did not feel the campus leadership would solve my problems
- ☐ I feared others would harass me or react negatively toward me
- ☐ I thought nothing would be done
- ☐ Other



## 2022 Campus Climate

### MODULE 9 – CAMPUS SAFETY

Instructions: Using the scales provided, please indicate the degree to which you agree or disagree with the following statements.

#### A. Sense of Safety



On or around this campus, I feel safe from sexual harassment.

- ☐ Strongly Disagree
- ☐ Disagree
- ☐ Neutral
- ☐ Agree
- ☐ Strongly Agree

On or around this campus, I feel safe from dating violence.

- ☐ Strongly Disagree
- ☐ Disagree
- ☐ Neutral
- ☐ Agree
- ☐ Strongly Agree

On or around this campus, I feel safe from sexual violence.

- ☐ Strongly Disagree
- ☐ Disagree
- ☐ Neutral
- ☐ Agree
- ☐ Strongly Agree

On or around this campus, I feel safe from stalking.

- ☐ Strongly Disagree
- ☐ Disagree
- ☐ Neutral
- ☐ Agree
- ☐ Strongly Agree

B. Perception of sexual misconduct as part of campus life

I don't think sexual misconduct is a problem at Rivier University

- ☐ Strongly Disagree
- ☐ Disagree
- ☐ Neutral
- ☐ Agree
- ☐ Strongly Agree

I don't think there is much I can do about sexual misconduct on this campus.

- ☐ Strongly Disagree
- ☐ Disagree
- ☐ Neutral
- ☐ Agree
- ☐ Strongly Agree

There isn't much need for me to think about sexual misconduct while at college.

- ☐ Strongly Disagree
- ☐ Disagree
- ☐ Neutral
- ☐ Agree
- ☐ Strongly Agree



## 2022 Campus Climate

### MODULE 10 - DEMOGRAPHICS

**Instructions: Please answer the following questions about yourself.**

What is your age?

What best describes your gender identity? Check all that apply

- ☐ Man
- ☐ Woman
- ☐ Transgender
- ☐ Gender nonconforming
- ☐ Prefer not to say
- ☐ A gender not list not here (write-in)

Describe your race/ethnicity? Please check all that apply.

- ☐ Black/African
- ☐ Native American or Alaskan native
- ☐ White/Caucasian
- ☐ Hispanic or Latino/a
- ☐ Asian or Asian American
- ☐ \_Hawaiian or Pacific Islander
- ☐ A race/ethnicity not listed here:

Are you an international student?

- ☐ Yes
- ☐ No

What is your sexual orientation?

- ☐ Gay
- ☐ Heterosexual/straight
- ☐ Lesbian
- ☐ Queer
- ☐ Bisexual
- ☐ Asexual
- ☐ A sexual orientation not listed here:

What year of school are you in?

- ☐ First year
- ☐ Second year
- ☐ Third year
- ☐ Fourth year
- ☐ Fifth or more year undergraduate
- ☐ Graduate
- ☐ Professional (e.g. law, medicine, veterinary, dentistry)

Since you've been a student at Rivier University, have you been a member or participated in any of the following? Please check all that apply.

- ☐ Honor society or professional group related to your major, field of study
- ☐ Intercollegiate athletic team
- ☐ Intramural or club athletic team
- ☐ Political or social action group
- ☐ Student government
- ☐ Media organization (e.g., newspaper, radio, magazine)
- ☐ Other student organization or group

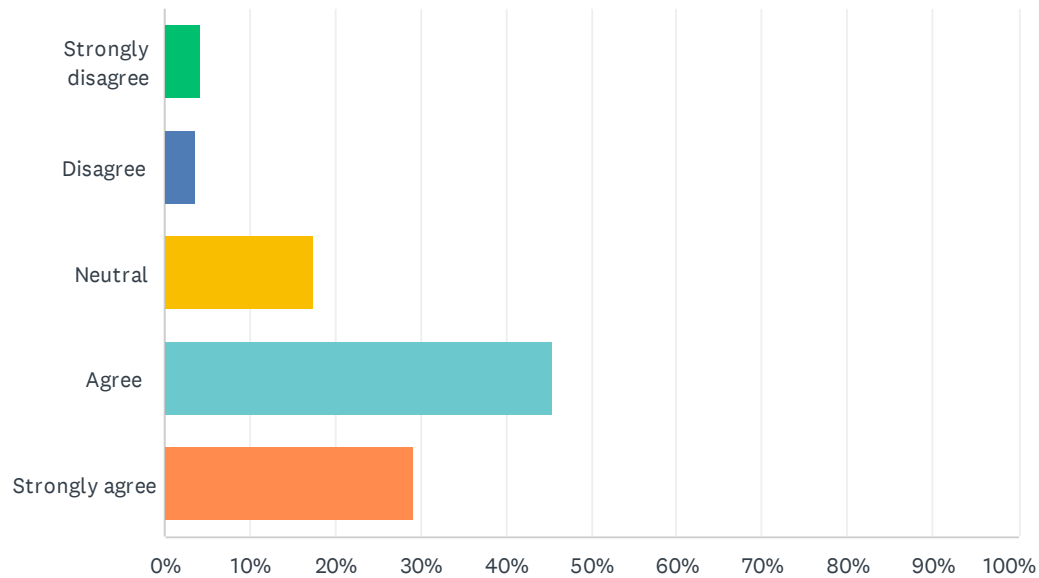
Which of the following best describes your living situation?

- ☐ On campus residence hall/dormitory
- ☐ Off-campus housing non-university sponsored
- ☐ At home with parent(s) or guardian(s)
- ☐ Housing insecure
- ☐ Other off-campus

## Appendix 2 – Aggregate Data

## Q1 I would recommend attending Rivier University to others.

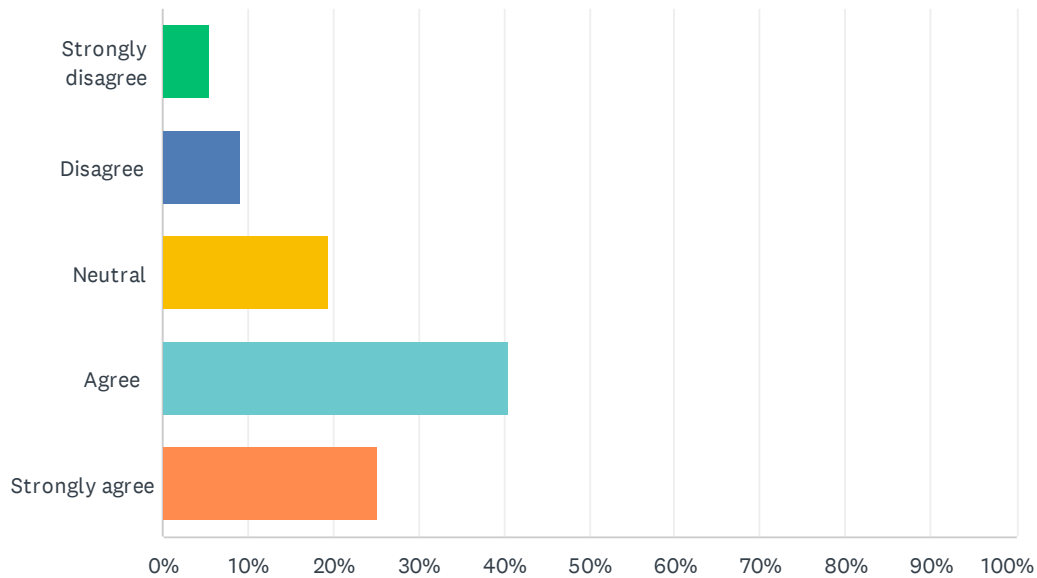
Answered: 326 Skipped: 1



ANSWER CHOICES	RESPONSES	
Strongly disagree	4.29%	14
Disagree	3.68%	12
Neutral	17.48%	57
Agree	45.40%	148
Strongly agree	29.14%	95
TOTAL		326

## Q2 If I had to do it over again, I would still attend Rivier University

Answered: 325   Skipped: 2



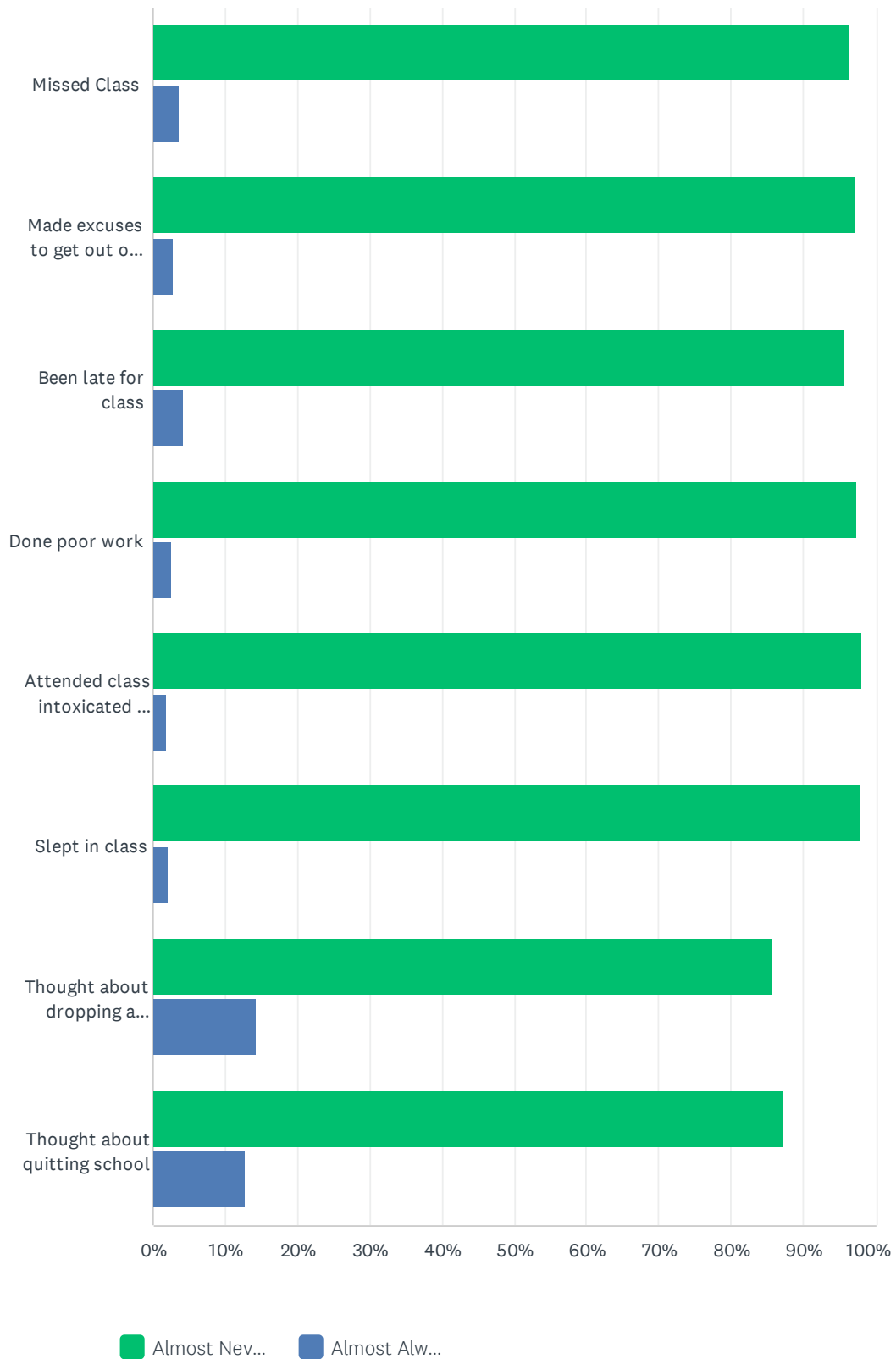
ANSWER CHOICES	RESPONSES	
Strongly disagree	5.54%	18
Disagree	9.23%	30
Neutral	19.38%	63
Agree	40.62%	132
Strongly agree	25.23%	82
TOTAL		325

Q3 How many times have you done the following things during this past semester at Rivier Unveristy?Remember that all of your answers are private; no professor or instructor will ever see them.

Answered: 323 Skipped: 4



## 2022 Campus Climate

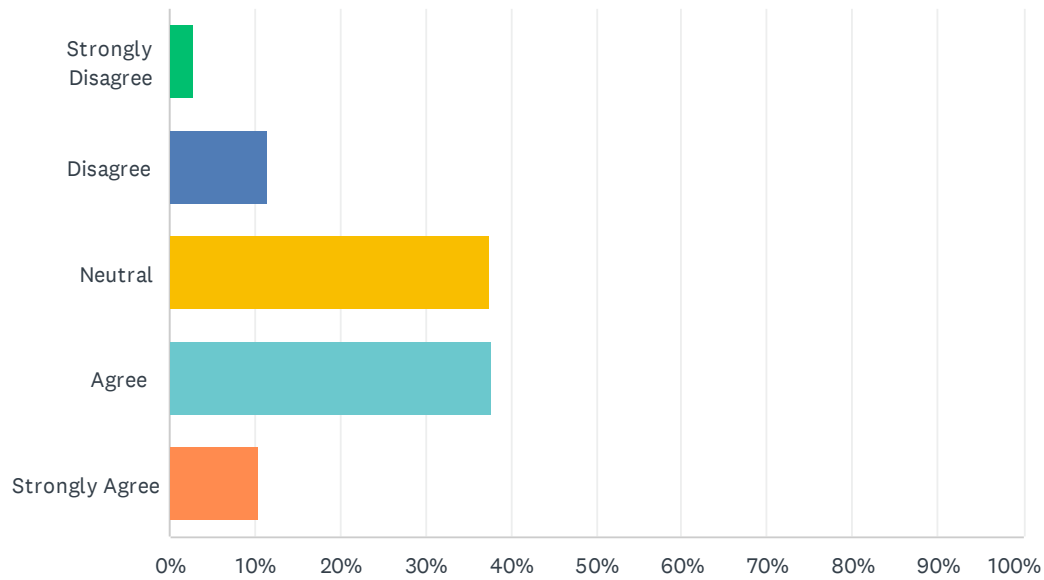


## 2022 Campus Climate

	ALMOST NEVER	ALMOST ALWAYS	TOTAL
Missed Class	96.28% 311	3.72% 12	323
Made excuses to get out of class	97.21% 314	2.79% 9	323
Been late for class	95.67% 309	4.33% 14	323
Done poor work	97.52% 314	2.48% 8	322
Attended class intoxicated or "high"	98.14% 316	1.86% 6	322
Slept in class	97.83% 315	2.17% 7	322
Thought about dropping a class	85.67% 275	14.33% 46	321
Thought about quitting school	87.27% 281	12.73% 41	322

## Q4 In most ways, my life is close to ideal.

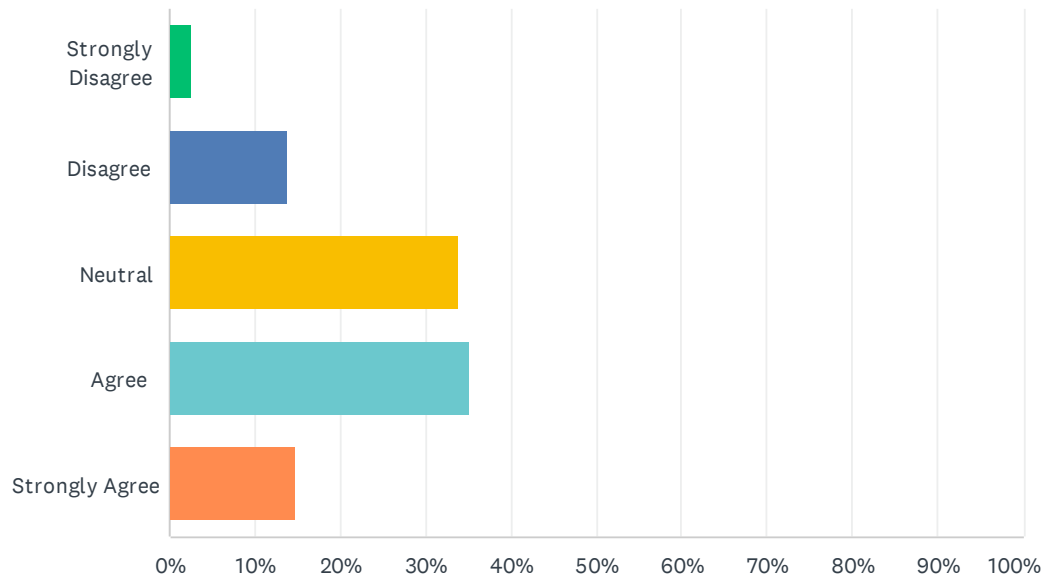
Answered: 323 Skipped: 4



ANSWER CHOICES	RESPONSES	
Strongly Disagree	2.79%	9
Disagree	11.46%	37
Neutral	37.46%	121
Agree	37.77%	122
Strongly Agree	10.53%	34
TOTAL		323

## Q5 The conditions of my life are excellent.

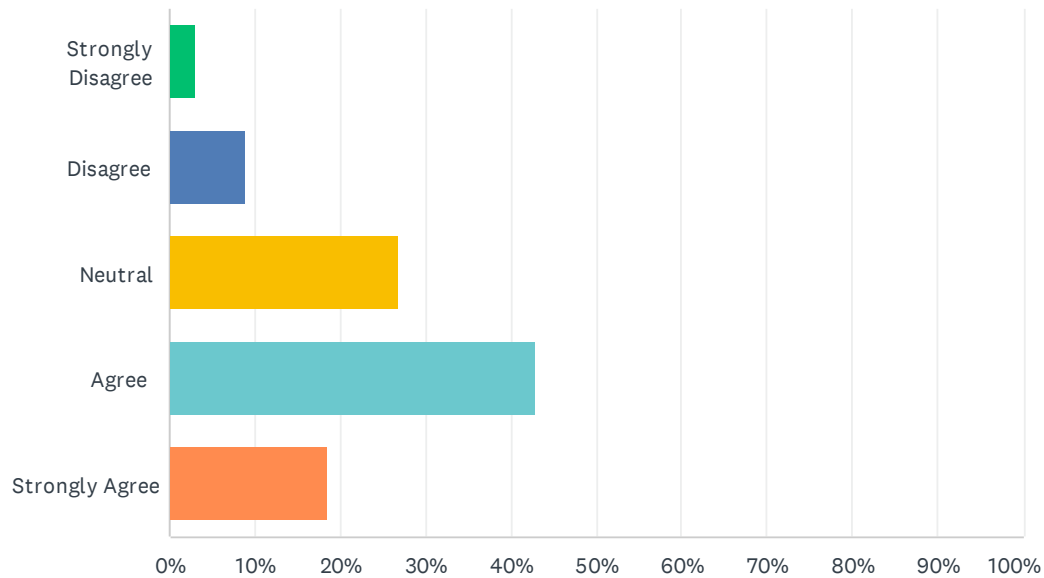
Answered: 325   Skipped: 2



ANSWER CHOICES	RESPONSES	
Strongly Disagree	2.46%	8
Disagree	13.85%	45
Neutral	33.85%	110
Agree	35.08%	114
Strongly Agree	14.77%	48
TOTAL		325

## Q6 I am satisfied with life.

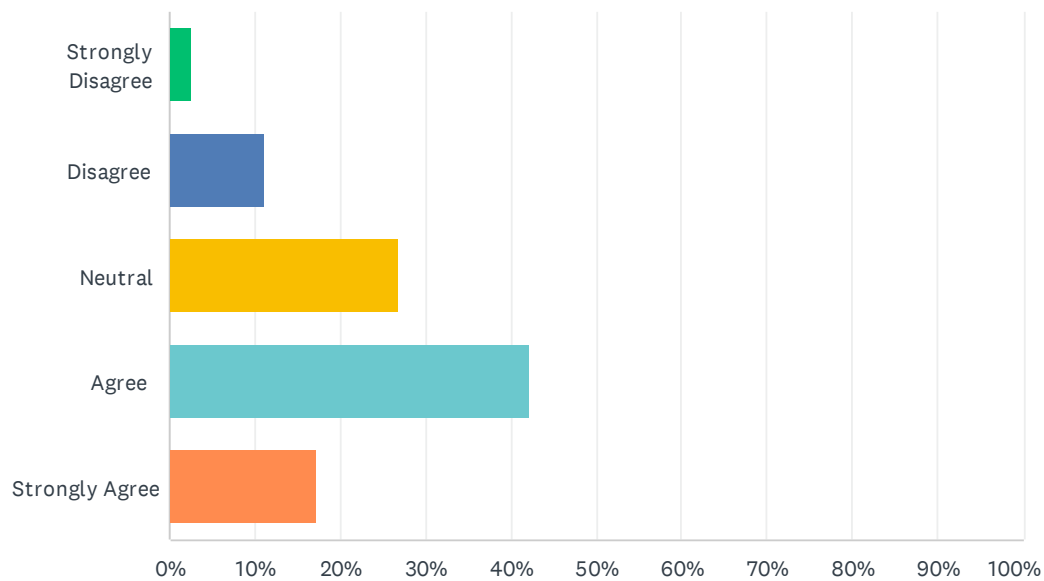
Answered: 325   Skipped: 2



ANSWER CHOICES	RESPONSES	
Strongly Disagree	3.08%	10
Disagree	8.92%	29
Neutral	26.77%	87
Agree	42.77%	139
Strongly Agree	18.46%	60
TOTAL		325

## Q7 So far, I have gotten the important things I want in life.

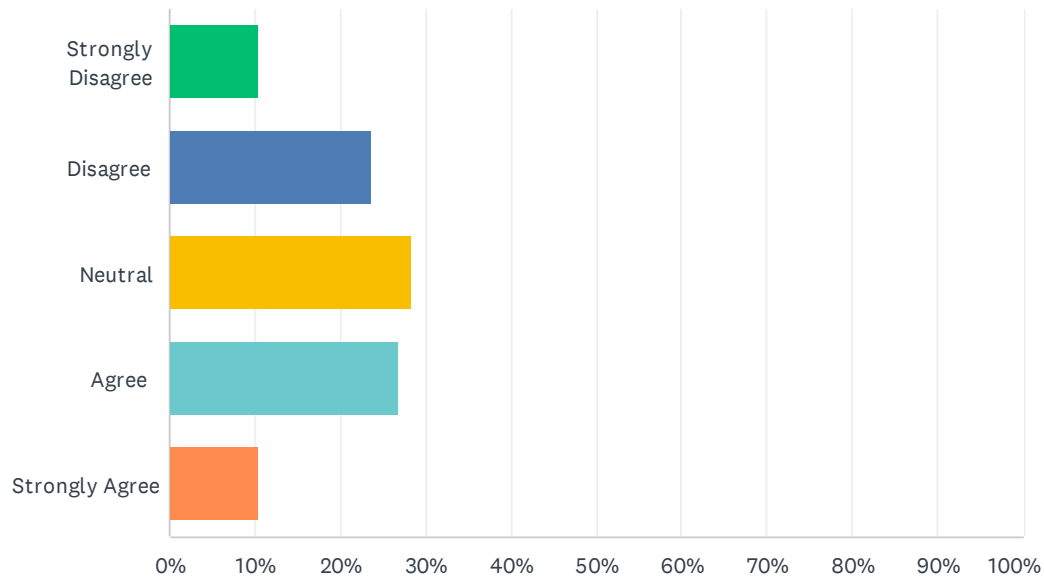
Answered: 324 Skipped: 3



ANSWER CHOICES	RESPONSES	
Strongly Disagree	2.47%	8
Disagree	11.11%	36
Neutral	26.85%	87
Agree	42.28%	137
Strongly Agree	17.28%	56
TOTAL		324

## Q8 If I could live my life over, I would change almost nothing.

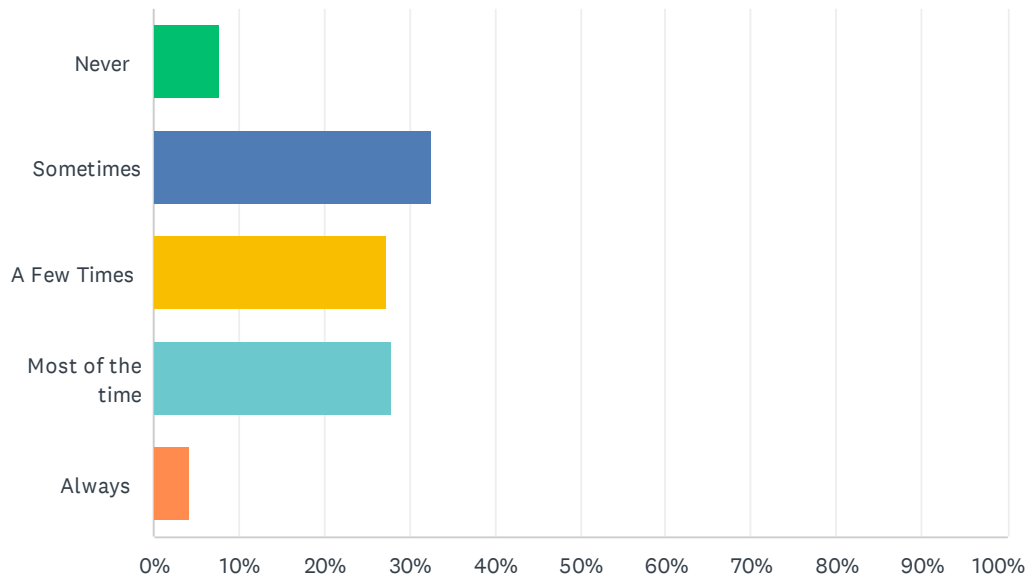
Answered: 324   Skipped: 3



ANSWER CHOICES	RESPONSES	
Strongly Disagree	10.49%	34
Disagree	23.77%	77
Neutral	28.40%	92
Agree	26.85%	87
Strongly Agree	10.49%	34
TOTAL		324

## Q9 Felt calm and peaceful?

Answered: 325   Skipped: 2

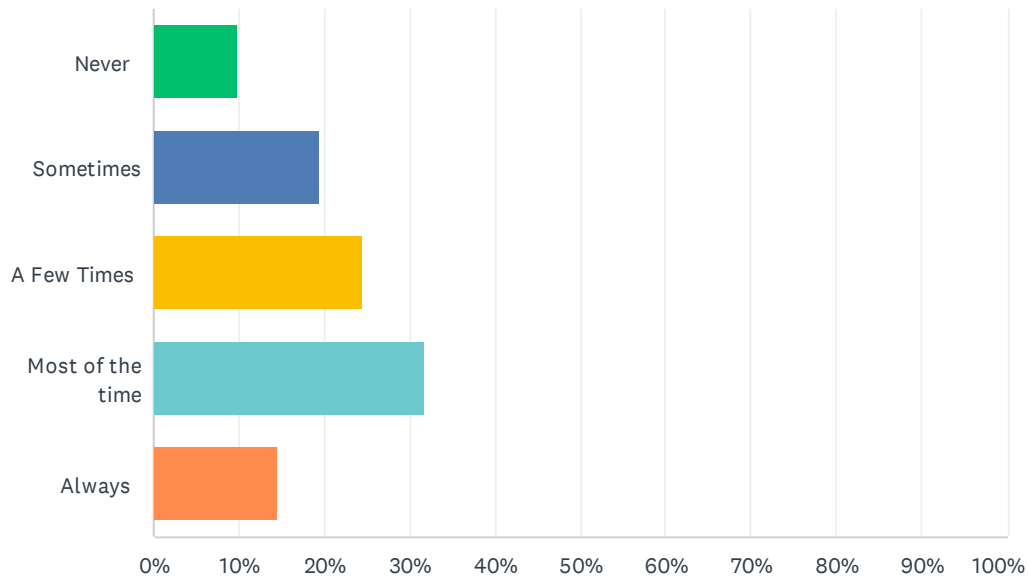


ANSWER CHOICES	RESPONSES	
Never	7.69%	25
Sometimes	32.62%	106
A Few Times	27.38%	89
Most of the time	28.00%	91
Always	4.31%	14
TOTAL		325



## Q10 Been a very nervous person?

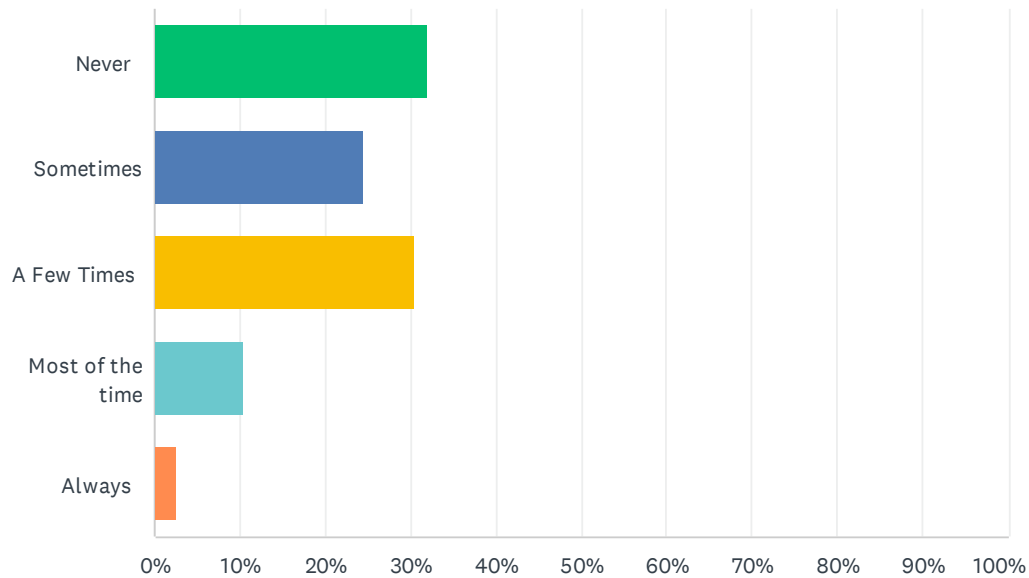
Answered: 325 Skipped: 2



ANSWER CHOICES	RESPONSES	
Never	9.85%	32
Sometimes	19.38%	63
A Few Times	24.62%	80
Most of the time	31.69%	103
Always	14.46%	47
TOTAL		325

## Q11 Felt so down in the dumps that nothing could cheer you up?

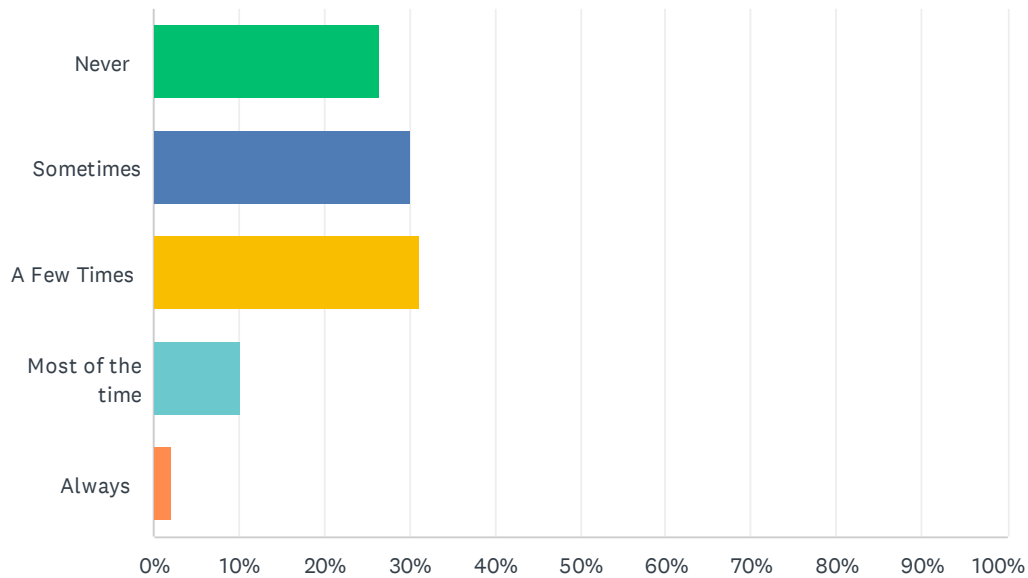
Answered: 325   Skipped: 2



ANSWER CHOICES	RESPONSES	
Never	32.00%	104
Sometimes	24.62%	80
A Few Times	30.46%	99
Most of the time	10.46%	34
Always	2.46%	8
TOTAL		325

## Q12 Felt down-hearted and blue?

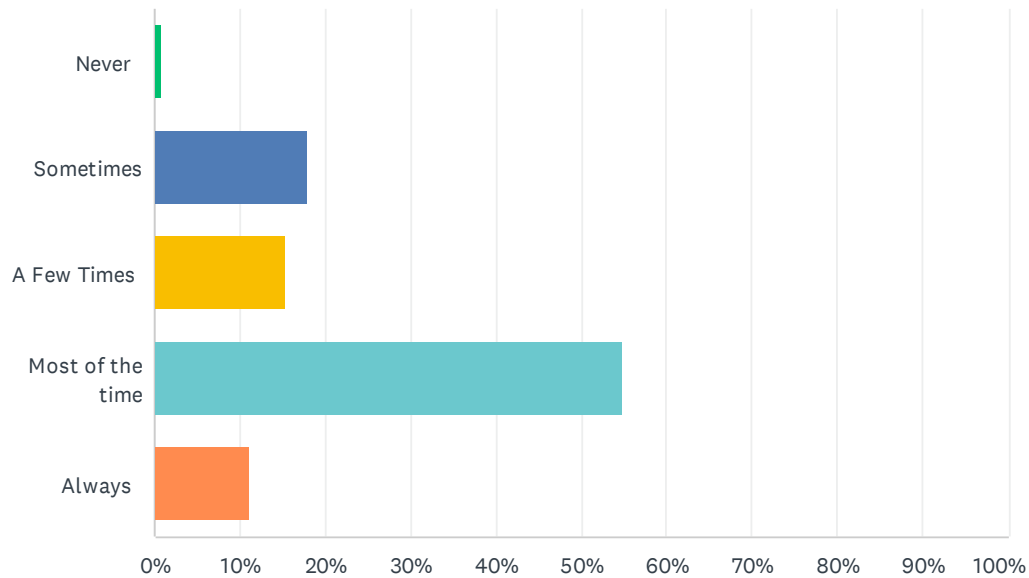
Answered: 325 Skipped: 2



ANSWER CHOICES	RESPONSES	
Never	26.46%	86
Sometimes	30.15%	98
A Few Times	31.08%	101
Most of the time	10.15%	33
Always	2.15%	7
TOTAL		325

## Q13 Been a happy person?

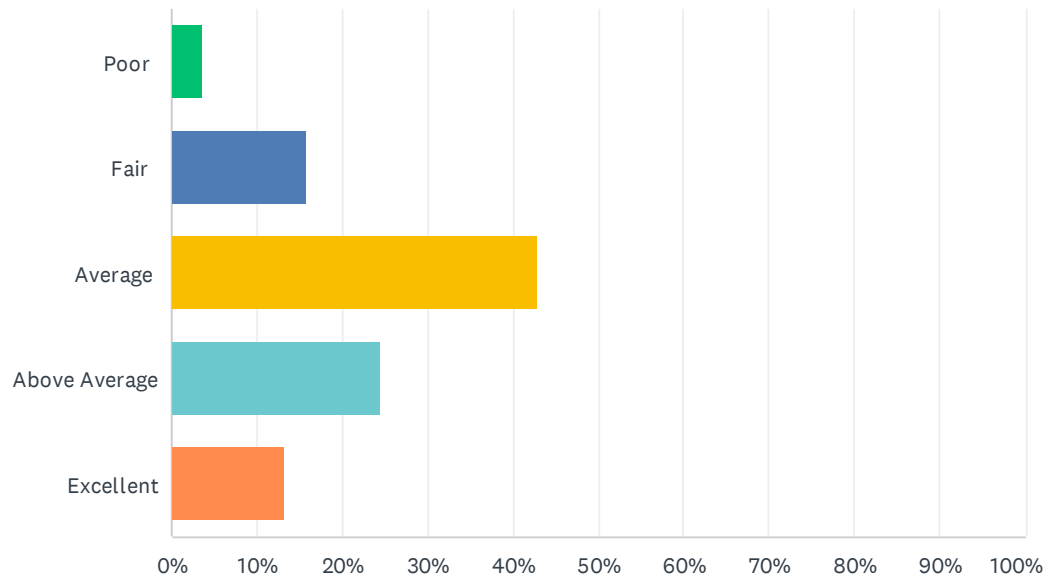
Answered: 325 Skipped: 2



ANSWER CHOICES	RESPONSES	
Never	0.92%	3
Sometimes	17.85%	58
A Few Times	15.38%	50
Most of the time	54.77%	178
Always	11.08%	36
TOTAL		325

## Q14 I would rate my health overall as:

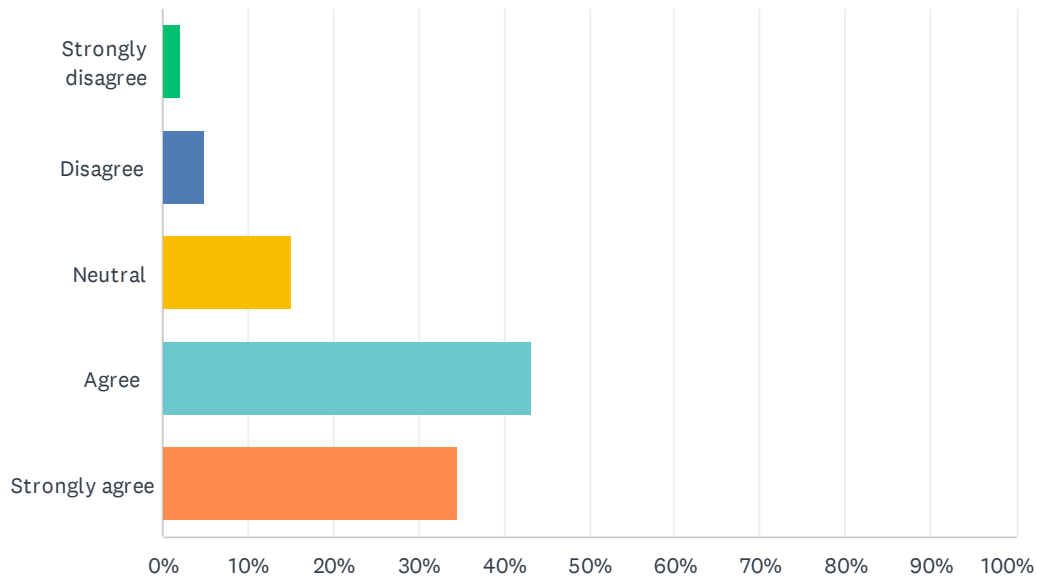
Answered: 325   Skipped: 2



ANSWER CHOICES	RESPONSES	
Poor	3.69%	12
Fair	15.69%	51
Average	42.77%	139
Above Average	24.62%	80
Excellent	13.23%	43
TOTAL		325

## Q15 I feel safe on campus at Rivier University

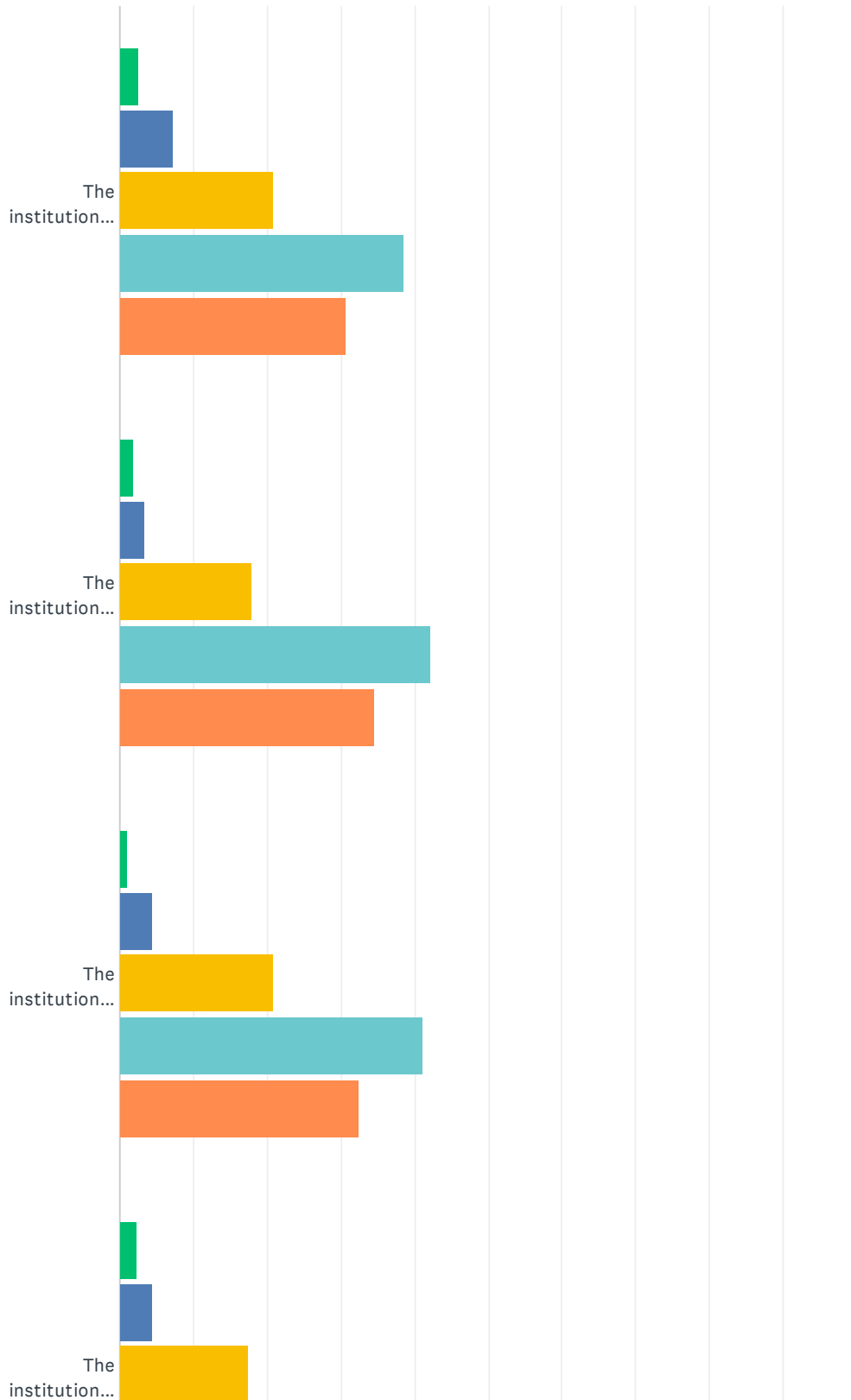
Answered: 325   Skipped: 2



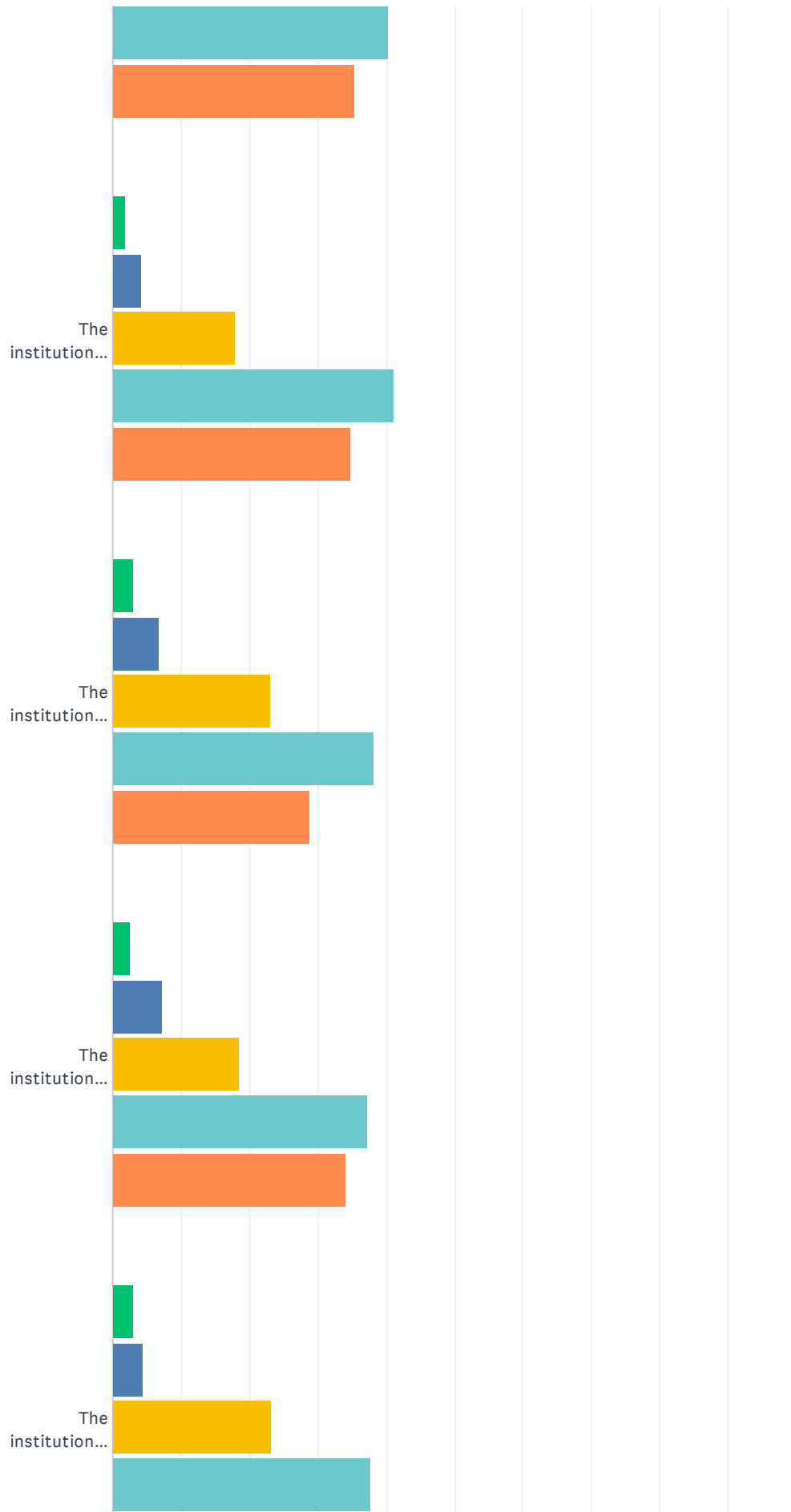
ANSWER CHOICES	RESPONSES	
Strongly disagree	2.15%	7
Disagree	4.92%	16
Neutral	15.08%	49
Agree	43.38%	141
Strongly agree	34.46%	112
TOTAL		325

# Q16 Using the scale provided, please indicate the likelihood of each statement

Answered: 264 Skipped: 63

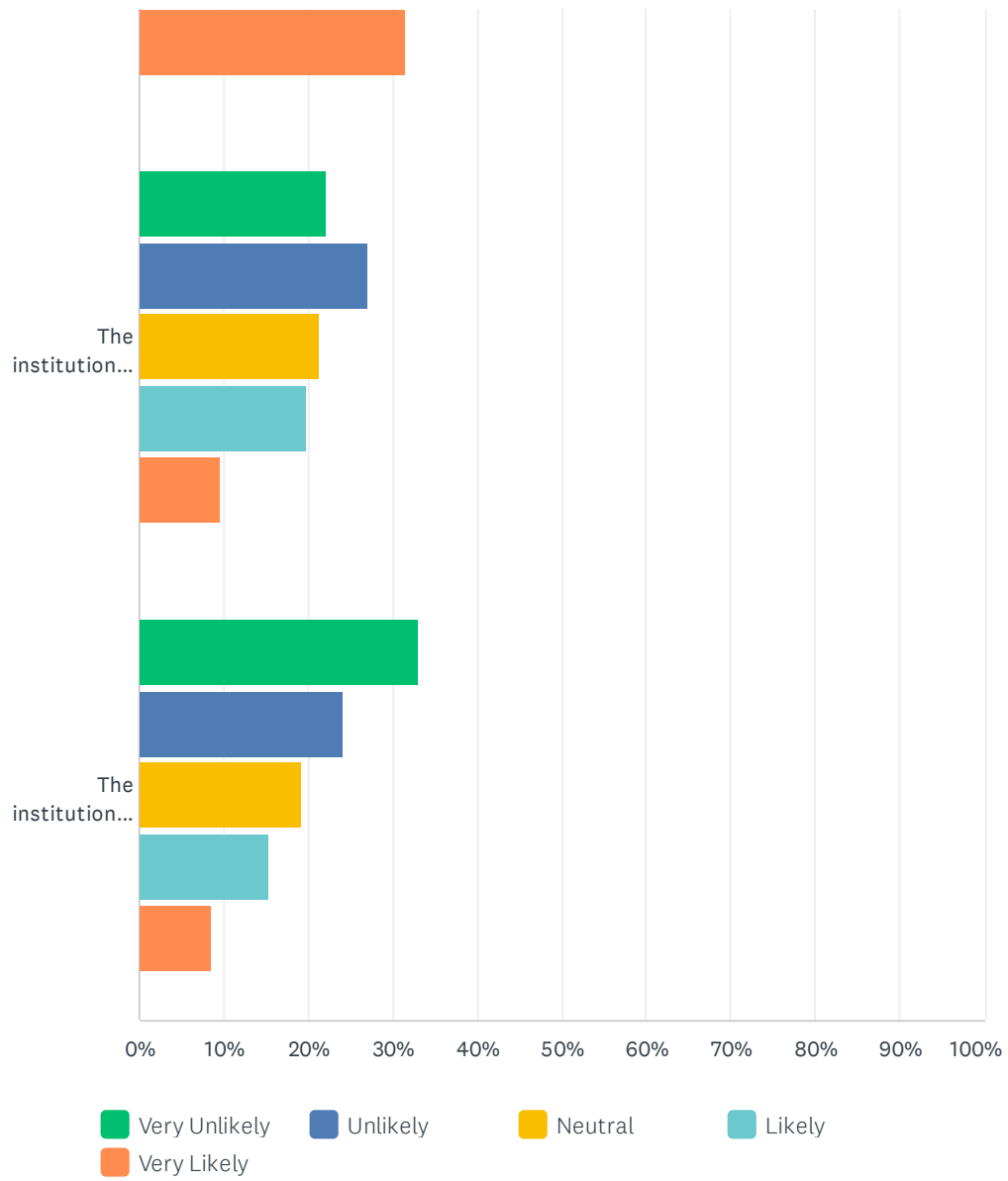


## 2022 Campus Climate





## 2022 Campus Climate

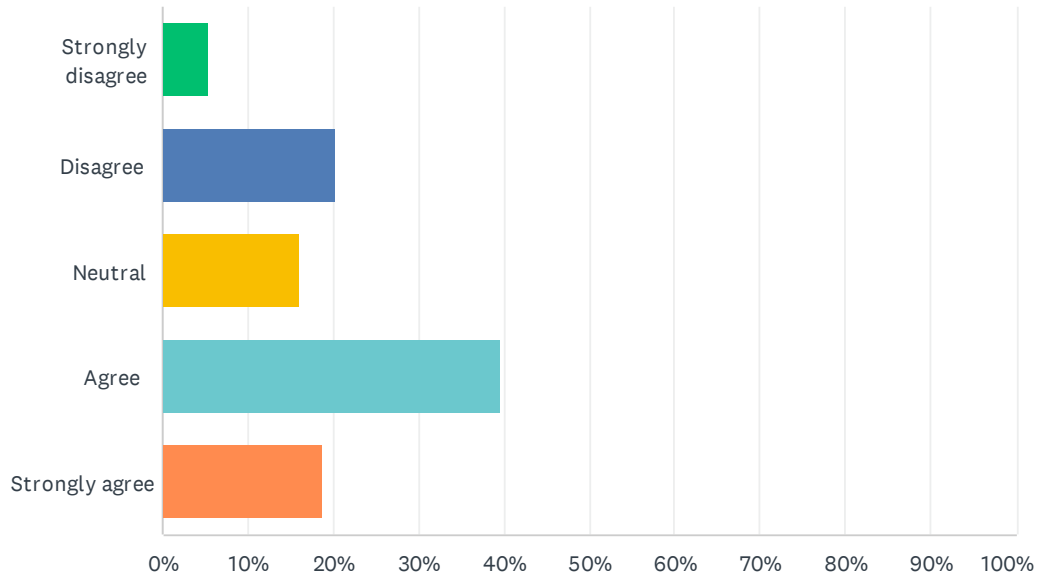


## 2022 Campus Climate

	VERY UNLIKELY	UNLIKELY	NEUTRAL	LIKELY	VERY LIKELY	TOTAL
The institution would take the report seriously.	2.65% 7	7.20% 19	20.83% 55	38.64% 102	30.68% 81	264
The institution would maintain the privacy of the person making the report.	1.90% 5	3.42% 9	17.87% 47	42.21% 111	34.60% 91	263
The institution would do its best to honor the request of the person about how to go forward with the case.	1.14% 3	4.56% 12	20.91% 55	41.06% 108	32.32% 85	263
The institution would take steps to protect the safety of the person making the report.	2.28% 6	4.56% 12	17.49% 46	40.30% 106	35.36% 93	263
The institution would support the person making the report.	1.91% 5	4.20% 11	17.94% 47	41.22% 108	34.73% 91	262
The institution would provide accommodations to the person who made the report (e.g. academic, housing, safety).	3.03% 8	6.82% 18	23.11% 61	38.26% 101	28.79% 76	264
The institution would take action to address factors that may have led to the sexual misconduct.	2.66% 7	7.22% 19	18.63% 49	37.26% 98	34.22% 90	263
The institution would handle the report fairly.	3.04% 8	4.56% 12	23.19% 61	37.64% 99	31.56% 83	263
The institution would have a hard time supporting the person who made the report.	22.14% 58	27.10% 71	21.37% 56	19.85% 52	9.54% 25	262
The institution would punish the person who made the report.	32.95% 86	24.14% 63	19.16% 50	15.33% 40	8.43% 22	261

## Q17 If someone I know or I experienced sexual misconduct, I know where to go to get help on campus.

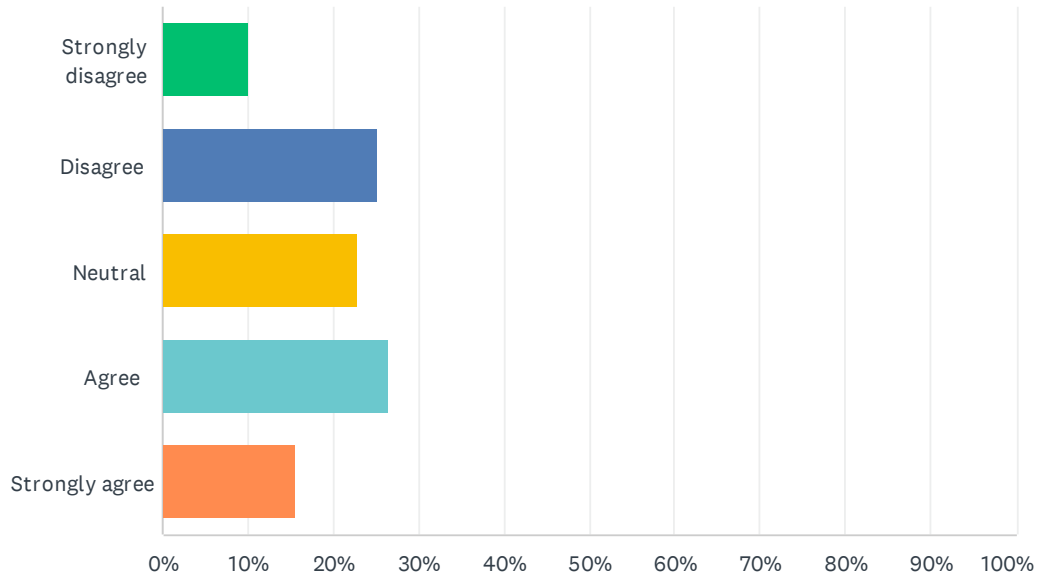
Answered: 262 Skipped: 65



ANSWER CHOICES	RESPONSES	
Strongly disagree	5.34%	14
Disagree	20.23%	53
Neutral	16.03%	42
Agree	39.69%	104
Strongly agree	18.70%	49
TOTAL		262

## Q18 I understand what happens when a student reports a claim of sexual misconduct at Rivier University.

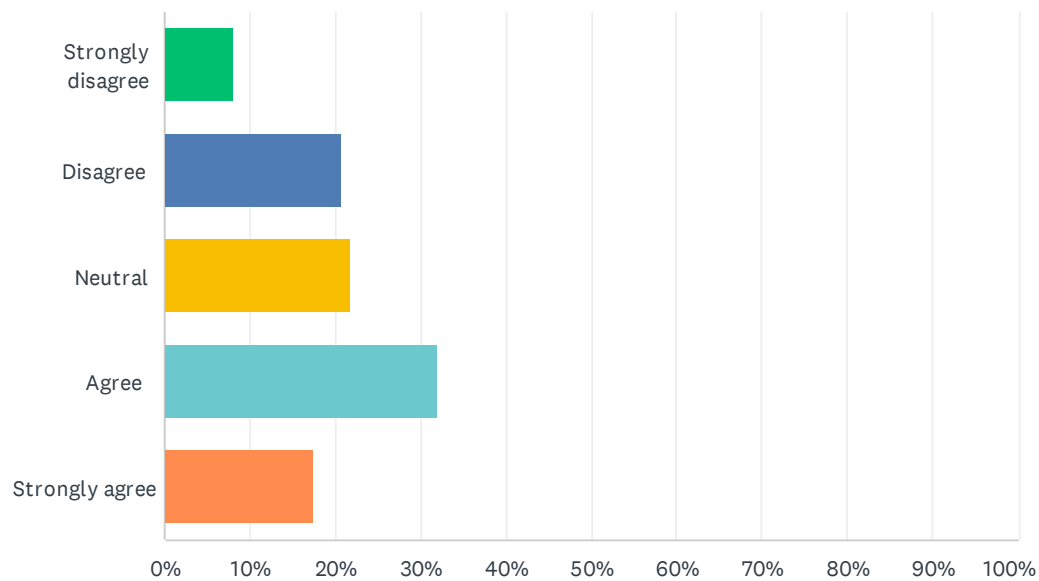
Answered: 262 Skipped: 65



ANSWER CHOICES	RESPONSES	
Strongly disagree	9.92%	26
Disagree	25.19%	66
Neutral	22.90%	60
Agree	26.34%	69
Strongly agree	15.65%	41
TOTAL		262

## Q19 I would know where to go to make a report of sexual misconduct.

Answered: 262 Skipped: 65



ANSWER CHOICES	RESPONSES	
Strongly disagree	8.02%	21
Disagree	20.61%	54
Neutral	21.76%	57
Agree	32.06%	84
Strongly agree	17.56%	46
TOTAL		262

## Q20 What other resources would you use to help you or someone you know deal with an incident of sexual misconduct?

Answered: 96   Skipped: 231

#	RESPONSES	DATE
1	Bridges in Nashua	3/4/2022 4:23 AM
2	other community resources, support group, therapy	3/3/2022 12:05 AM
3	Make a call to 911 pr report to University.	3/2/2022 12:31 AM
4	911	3/1/2022 10:11 PM
5	I'm not sure	3/1/2022 4:35 PM
6	Counseling Center	3/1/2022 4:07 PM
7	usafe	3/1/2022 3:40 PM
8	Police maybe	3/1/2022 3:27 PM
9	Helpline	3/1/2022 3:20 PM
10	P Safety	3/1/2022 3:19 PM
11	Advisor	2/28/2022 6:58 PM
12	RA, RD, or Public Safety	2/27/2022 1:57 PM
13	Police	2/25/2022 6:15 PM
14	n/a	2/23/2022 2:15 PM
15	a counselor specially trained	2/22/2022 8:00 PM
16	Campus Police	2/22/2022 5:13 PM
17	Management	2/22/2022 11:52 AM
18	National Sexual Assault Hotline	2/22/2022 11:51 AM
19	I previously worked at a rape crisis center and have awareness of support and programs that exist outside of campus.	2/22/2022 11:16 AM
20	police	2/21/2022 8:19 PM
21	the police	2/21/2022 1:55 PM
22	Just be there for them and let them know they aren't alone.	2/21/2022 1:10 PM
23	their parents	2/21/2022 1:07 PM
24	I actually do not know.	2/21/2022 1:03 PM
25	Parent	2/21/2022 1:00 PM
26	Mental health counseling	2/20/2022 10:45 AM
27	I will report to university international student advisor	2/19/2022 11:09 PM
28	refer to campus security	2/18/2022 5:33 AM
29	Allow the person to vocalize their emotions when they are ready, be extra supportive and not abandon them	2/17/2022 9:31 PM
30	Police	2/16/2022 10:44 PM

## 2022 Campus Climate

31	Peers	2/16/2022 9:32 PM
32	Hospital	2/16/2022 9:30 PM
33	City police	2/16/2022 6:57 PM
34	The RA or public safety	2/16/2022 6:31 PM
35	police department	2/16/2022 10:55 AM
36	An email to report this either as anonymous or protected	2/15/2022 3:42 PM
37	Local Police or hospitals, I have access to program called HelpU, my works health department and title IX coordinator	2/15/2022 1:47 PM
38	None	2/15/2022 1:46 PM
39	public safety	2/15/2022 1:31 PM
40	Safety department/ Counselor	2/15/2022 12:50 PM
41	No clue	2/15/2022 12:22 PM
42	Health professional	2/15/2022 12:04 PM
43	na	2/15/2022 12:01 PM
44	Anonymous Email/Text Line, specific freshman classes or education on it	2/15/2022 11:54 AM
45	Parents	2/15/2022 11:53 AM
46	Medical Attention	2/15/2022 11:52 AM
47	Call the police	2/15/2022 11:48 AM
48	Student advisors	2/15/2022 11:45 AM
49	None at this time.	2/14/2022 11:19 PM
50	The police	2/14/2022 9:36 AM
51	campus safety office	2/13/2022 3:59 PM
52	911	2/13/2022 5:40 AM
53	Nurse. Therapist or advocate	2/12/2022 1:59 PM
54	Therapy, rape and assault services	2/12/2022 10:01 AM
55	PCP	2/11/2022 2:36 PM
56	I will handover the situation to the concerned department	2/11/2022 9:28 AM
57	email	2/10/2022 11:59 PM
58	police, mental health assist	2/10/2022 9:19 PM
59	Keep in contact with oge	2/10/2022 9:07 PM
60	anyone	2/10/2022 8:09 PM
61	Police/ Parents	2/10/2022 7:38 PM
62	Police	2/10/2022 7:34 PM
63	Call the police	2/10/2022 7:33 PM
64	Not sure	2/10/2022 7:33 PM
65	Police	2/10/2022 7:28 PM
66	Faculty	2/10/2022 7:28 PM
67	Call 911	2/10/2022 7:27 PM
68	N/A	2/10/2022 7:24 PM

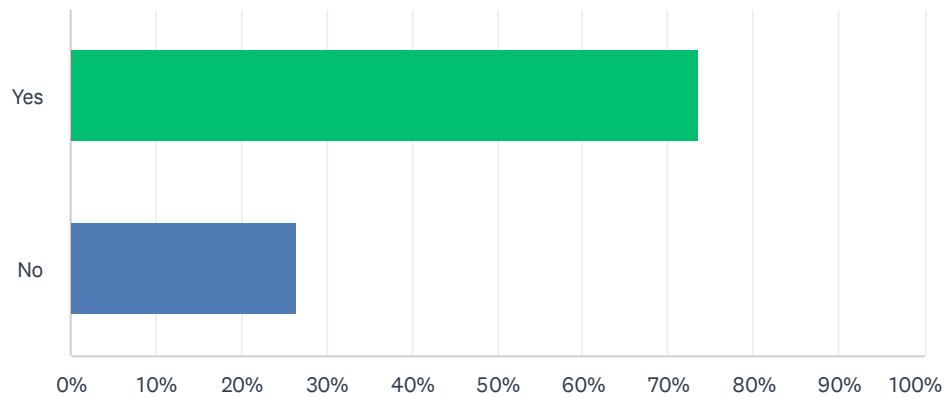
## 2022 Campus Climate

69	Crisis line or police	2/10/2022 4:42 PM
70	Resources outside of the campus/school	2/10/2022 4:05 PM
71	Public Safety	2/10/2022 4:01 PM
72	911	2/10/2022 2:31 PM
73	police and healthcare professionals	2/10/2022 1:49 PM
74	I would go to the consoling center	2/10/2022 1:44 PM
75	Rivier Counseling, CARE Program, Public Safety	2/10/2022 1:34 PM
76	Call the police	2/10/2022 12:40 PM
77	911	2/10/2022 11:27 AM
78	Parents or Professors	2/10/2022 10:57 AM
79	Public Safety, Police	2/9/2022 11:12 PM
80	public safety	2/9/2022 3:08 PM
81	Public safety	2/8/2022 11:05 PM
82	Not sure.	2/8/2022 9:54 PM
83	Hospital, Hotline, Therapist	2/8/2022 9:26 PM
84	Trusted faculty	2/8/2022 8:57 PM
85	Mail	2/8/2022 6:42 PM
86	An updated email	2/8/2022 6:22 PM
87	RAINN	2/8/2022 6:20 PM
88	The town police	2/8/2022 6:19 PM
89	RAINN	2/8/2022 5:13 PM
90	Crisis hotline for sexual violence	2/8/2022 5:13 PM
91	Nashua PD	2/8/2022 5:02 PM
92	n/a	2/8/2022 4:34 PM
93	Surveillance camera	2/8/2022 4:21 PM
94	911	2/8/2022 4:20 PM
95	The internet, therapy	2/8/2022 4:17 PM
96	the posters in the library bathroom	2/8/2022 4:17 PM



## Q21 Before coming to Rivier University, had you received any information or education (that did not come from Rivier University) about sexual misconduct?

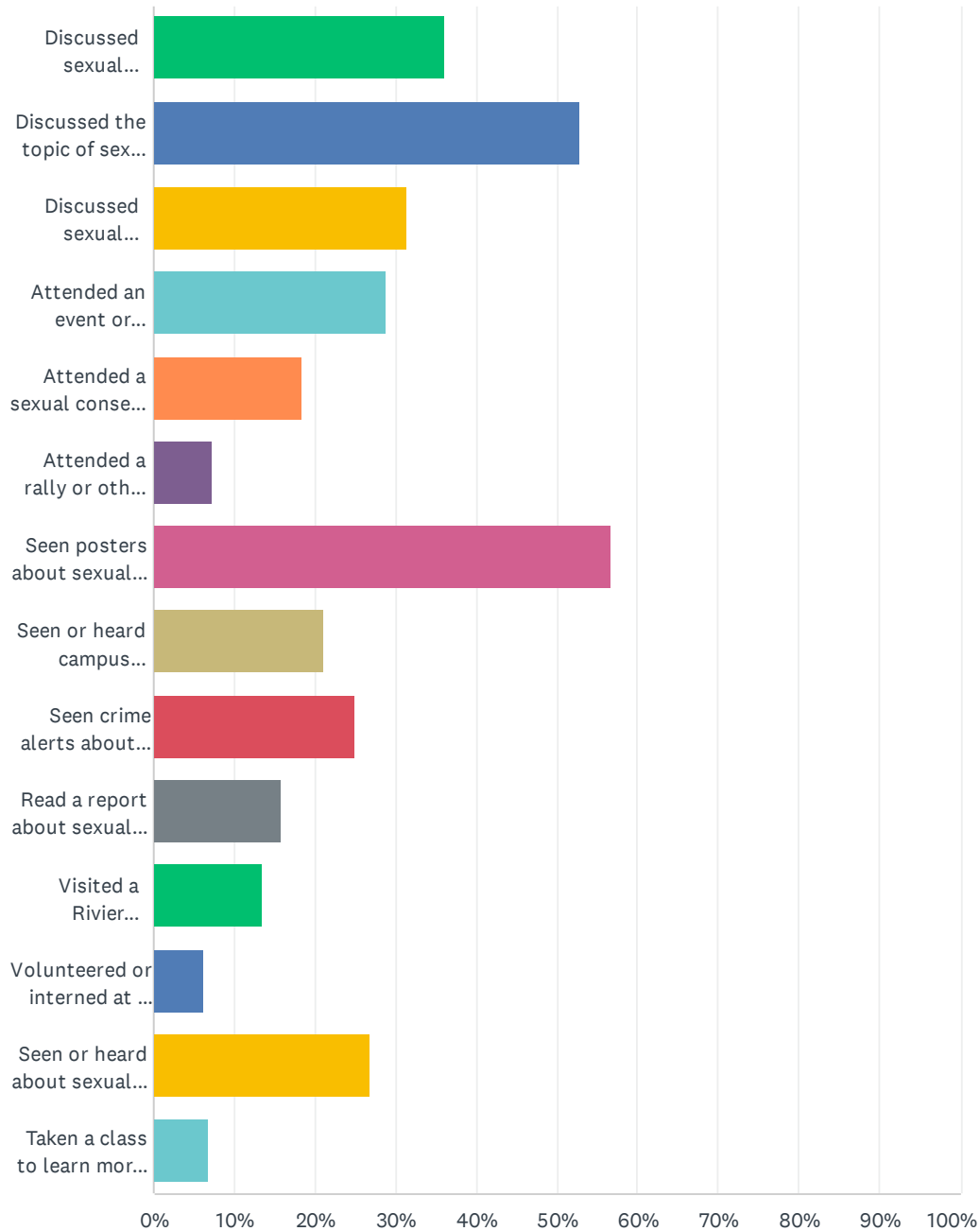
Answered: 261 Skipped: 66



ANSWER CHOICES	RESPONSES	
Yes	73.56%	192
No	26.44%	69
TOTAL		261

## Q22 Since you came to Rivier University, which of the following have you done? Please check all that apply.

Answered: 208 Skipped: 119

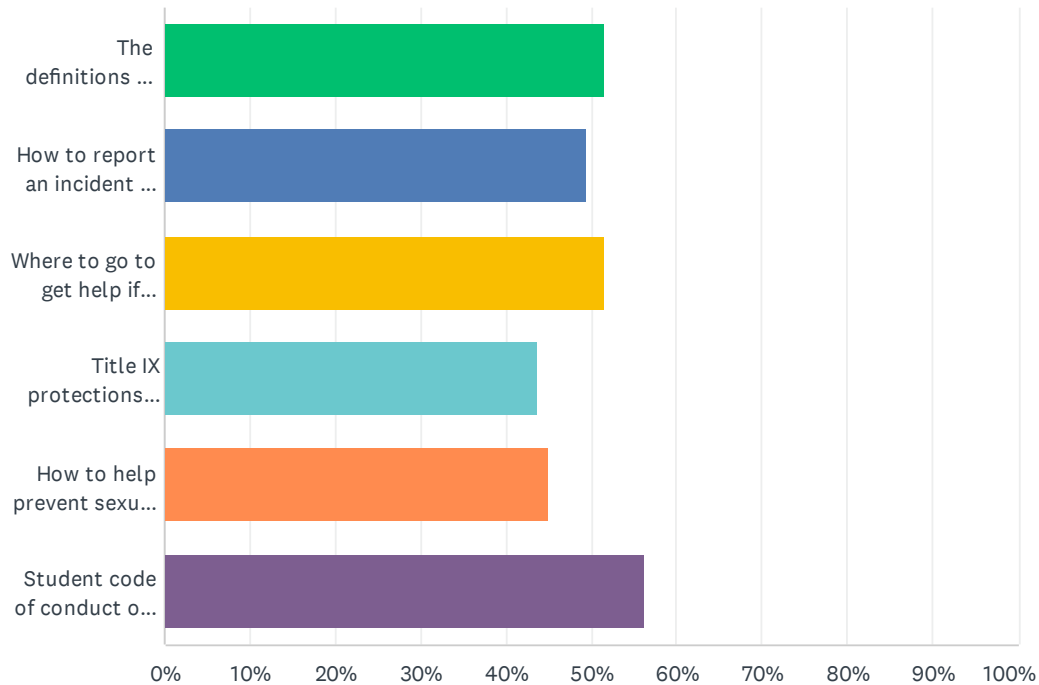


## 2022 Campus Climate

ANSWER CHOICES	RESPONSES	
Discussed sexual misconduct /rape in class	36.06%	75
Discussed the topic of sexual misconduct with friends	52.88%	110
Discussed sexual misconduct with a family member	31.25%	65
Attended an event or program about what you can do as a bystander to stop sexual misconduct	28.85%	60
Attended a sexual consent program	18.27%	38
Attended a rally or other campus event about sexual misconduct or sexual assault	7.21%	15
Seen posters about sexual misconduct (e.g., raising awareness, preventing rape, defining sexual misconduct)	56.73%	118
Seen or heard campus administrators or staff address sexual misconduct	21.15%	44
Seen crime alerts about sexual misconduct	25.00%	52
Read a report about sexual violence rates at Rivier University	15.87%	33
Visited a Rivier University website with information on sexual misconduct	13.46%	28
Volunteered or interned at an organization that addresses sexual misconduct	6.25%	13
Seen or heard about sexual misconduct in a student publication or media outlet	26.92%	56
Taken a class to learn more about sexual misconduct	6.73%	14
Total Respondents: 208		

**Q23 Since coming to Rivier University, have you received written (e.g., brochures, emails) or verbal information (e.g., presentations, training) from anyone at Rivier University about the following? Please check all that apply.**

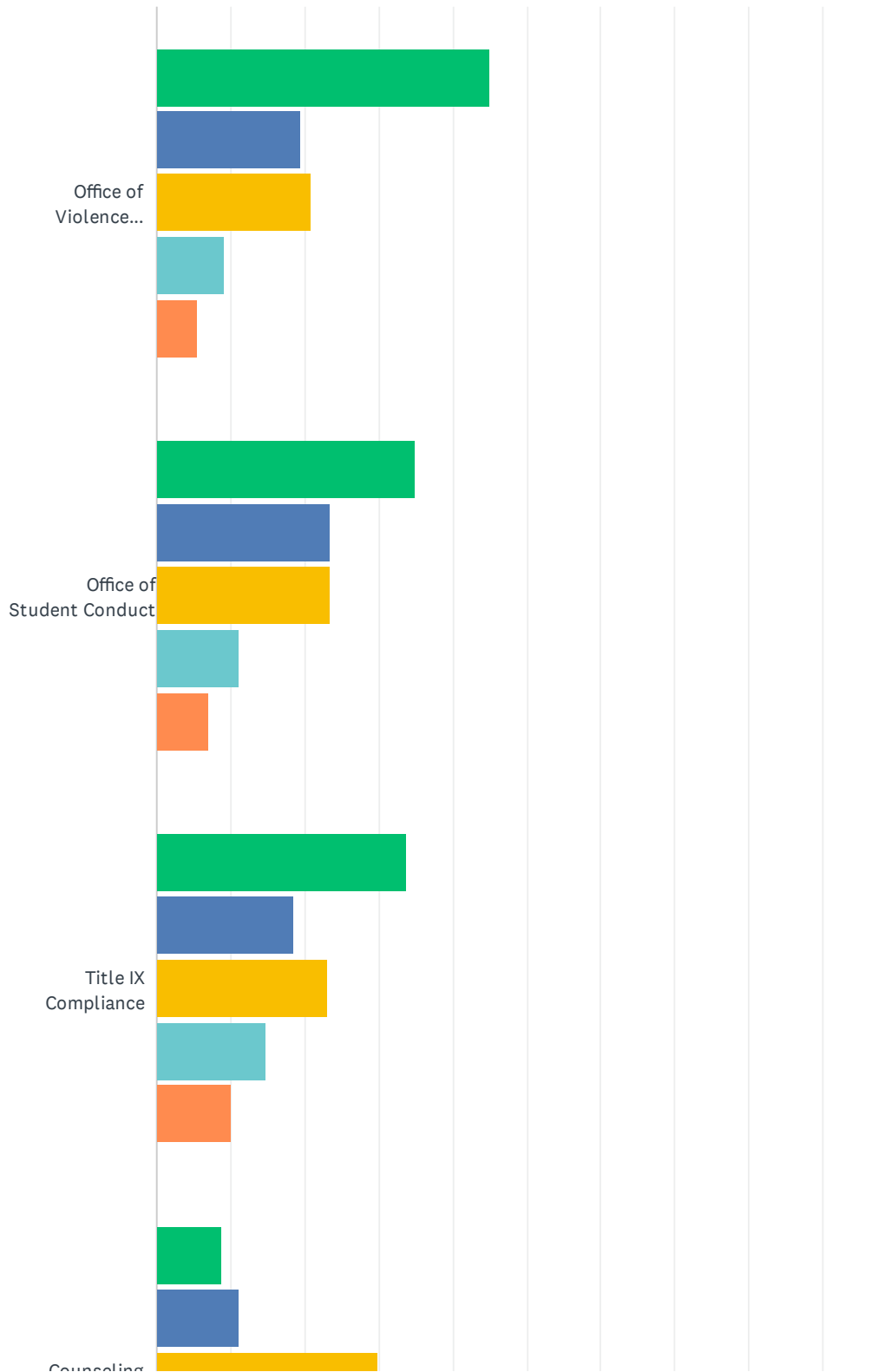
Answered: 176 Skipped: 151



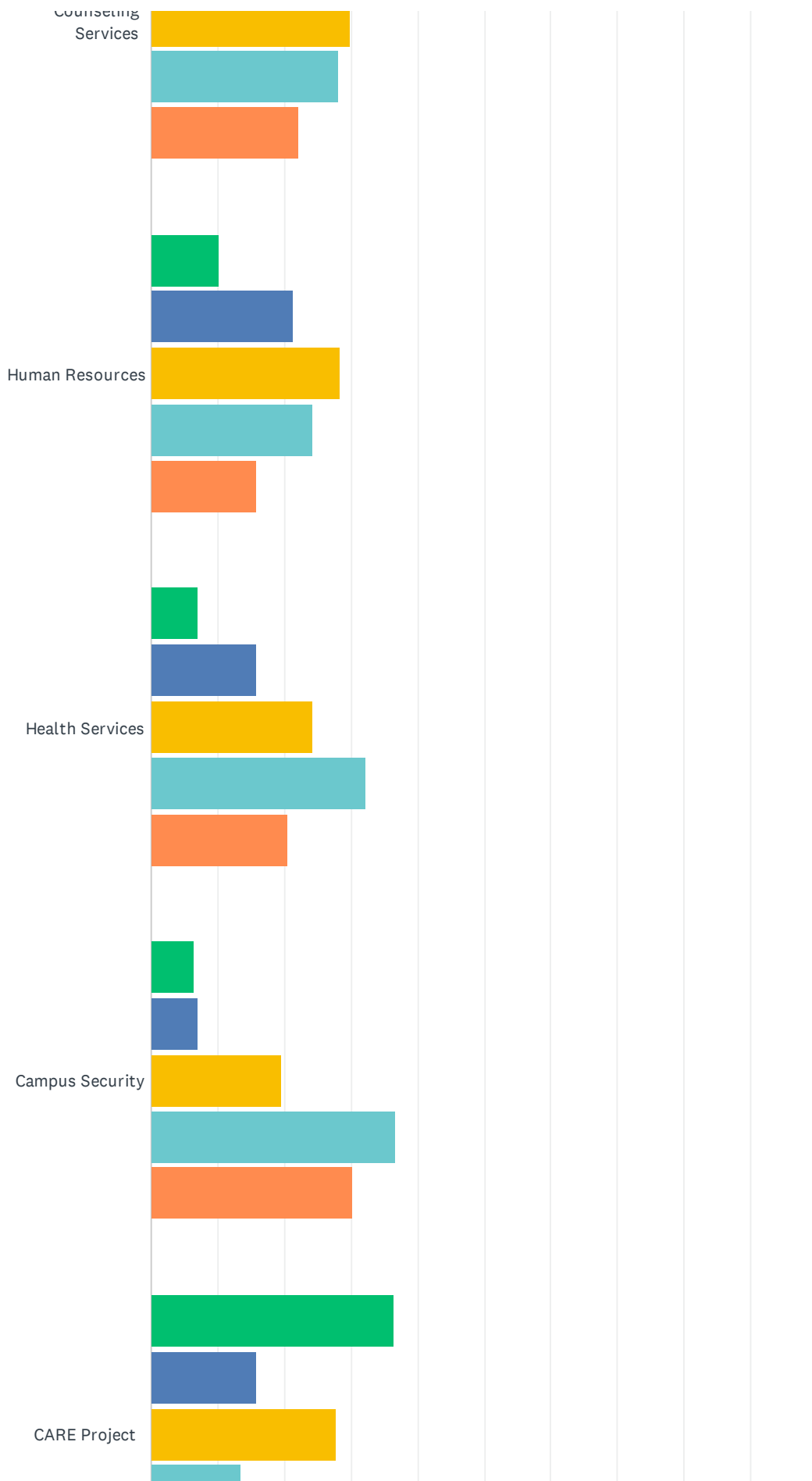
ANSWER CHOICES	RESPONSES	
The definitions of types of sexual misconduct	51.70%	91
How to report an incident of sexual misconduct	49.43%	87
Where to go to get help if someone you know experiences sexual misconduct	51.70%	91
Title IX protections against sexual misconduct	43.75%	77
How to help prevent sexual misconduct	44.89%	79
Student code of conduct or honor code	56.25%	99
Total Respondents: 176		

Q24 Please use the following scale to indicate how aware you are of the function of the campus and community resources specifically related to sexual misconduct response at Rivier University listed below.

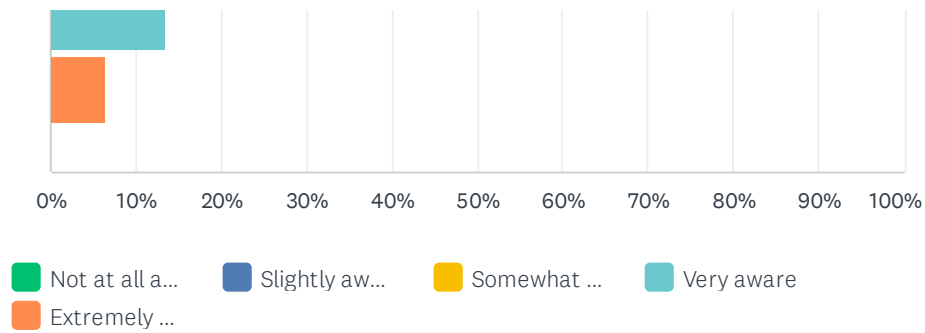
Answered: 254 Skipped: 73



## 2022 Campus Climate



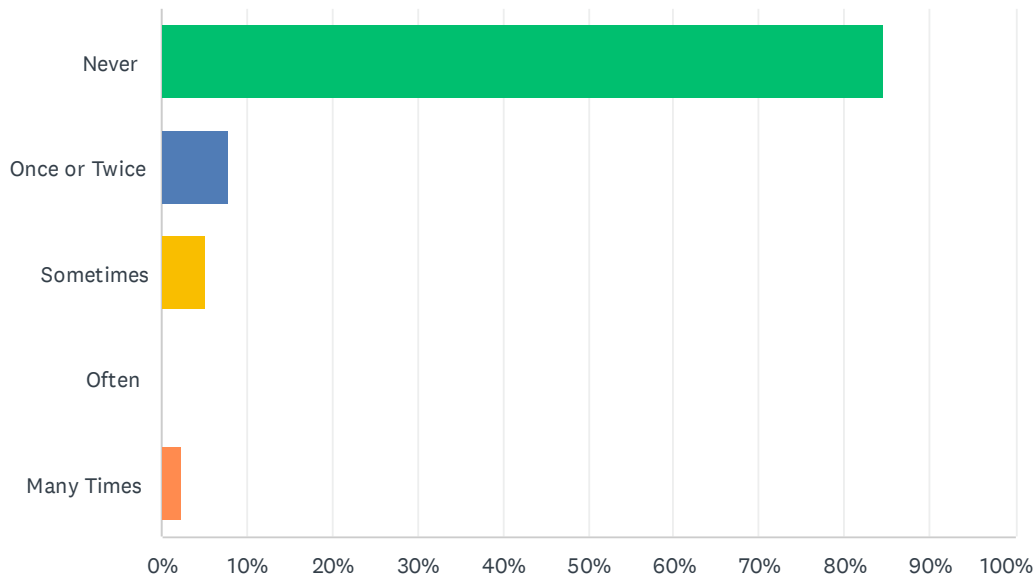
## 2022 Campus Climate



	NOT AT ALL AWARE	SLIGHTLY AWARE	SOMEWHAT AWARE	VERY AWARE	EXTREMELY AWARE	TOTAL
Office of Violence Prevention and Victim Assistance	45.06% 114	19.37% 49	20.95% 53	9.09% 23	5.53% 14	253
Office of Student Conduct	34.92% 88	23.41% 59	23.41% 59	11.11% 28	7.14% 18	252
Title IX Compliance	33.73% 85	18.65% 47	23.02% 58	14.68% 37	9.92% 25	252
Counseling Services	8.73% 22	11.11% 28	29.76% 75	28.17% 71	22.22% 56	252
Human Resources	10.24% 26	21.26% 54	28.35% 72	24.41% 62	15.75% 40	254
Health Services	7.09% 18	15.75% 40	24.41% 62	32.28% 82	20.47% 52	254
Campus Security	6.30% 16	7.09% 18	19.69% 50	36.61% 93	30.31% 77	254
CARE Project	36.51% 92	15.87% 40	27.78% 70	13.49% 34	6.35% 16	252

## Q25 Treated you differently because of your sex or gender identity?

Answered: 254 Skipped: 73

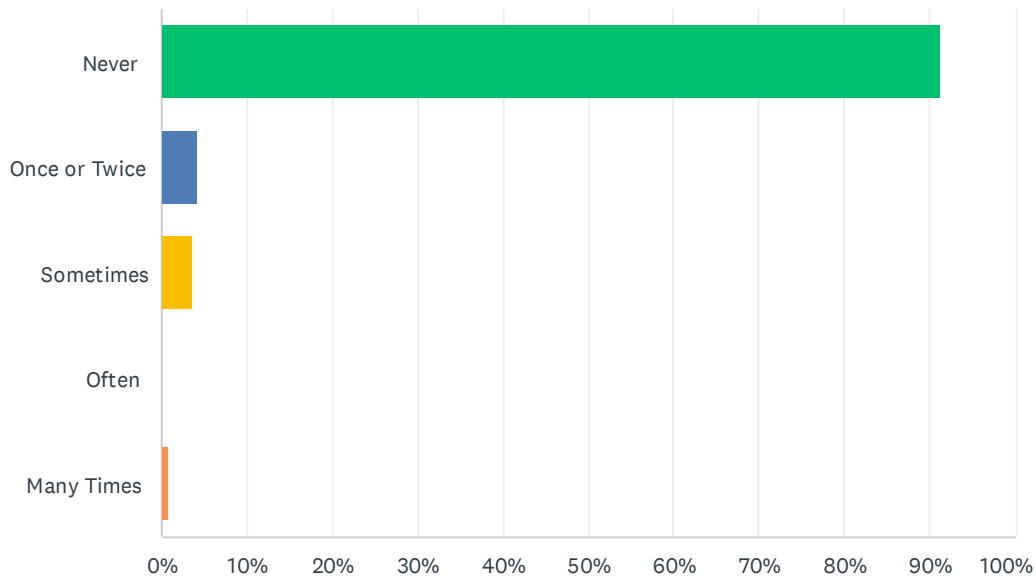


ANSWER CHOICES	RESPONSES	
Never	84.65%	215
Once or Twice	7.87%	20
Sometimes	5.12%	13
Often	0.00%	0
Many Times	2.36%	6
TOTAL		254



## Q26 Displayed, used, or distributed sexist or suggestive materials?

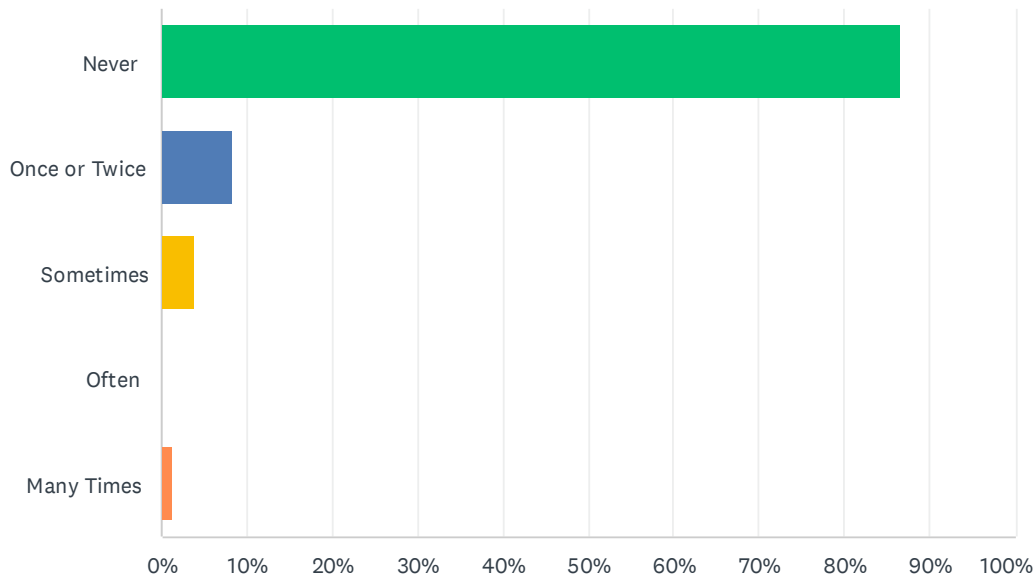
Answered: 254 Skipped: 73



ANSWER CHOICES	RESPONSES	
Never	91.34%	232
Once or Twice	4.33%	11
Sometimes	3.54%	9
Often	0.00%	0
Many Times	0.79%	2
TOTAL		254

## Q27 Made offensive sexist remarks?

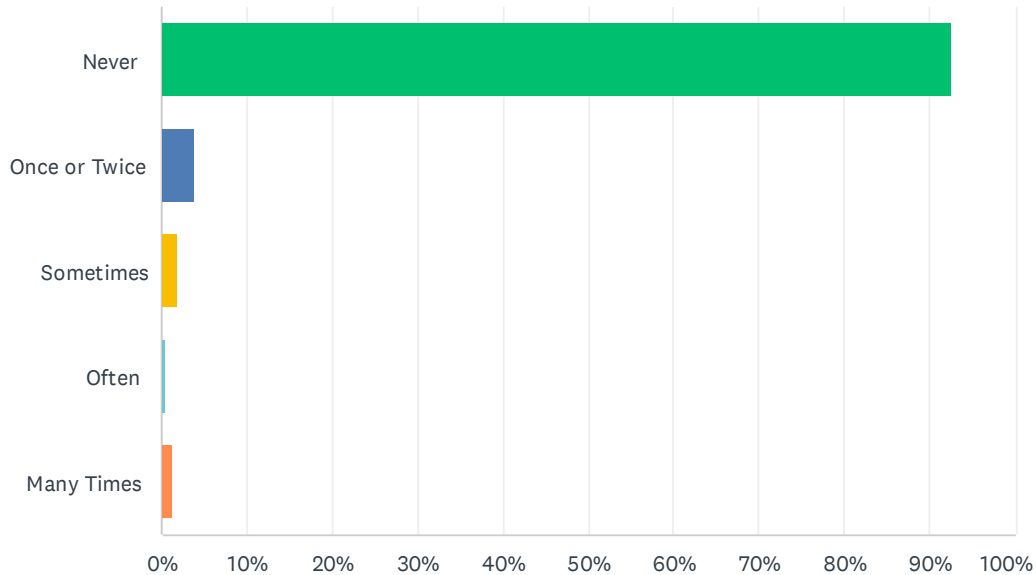
Answered: 254 Skipped: 73



ANSWER CHOICES	RESPONSES	
Never	86.61%	220
Once or Twice	8.27%	21
Sometimes	3.94%	10
Often	0.00%	0
Many Times	1.18%	3
TOTAL		254

## Q28 Put you down or was condescending to you because of your sex or gender identity?

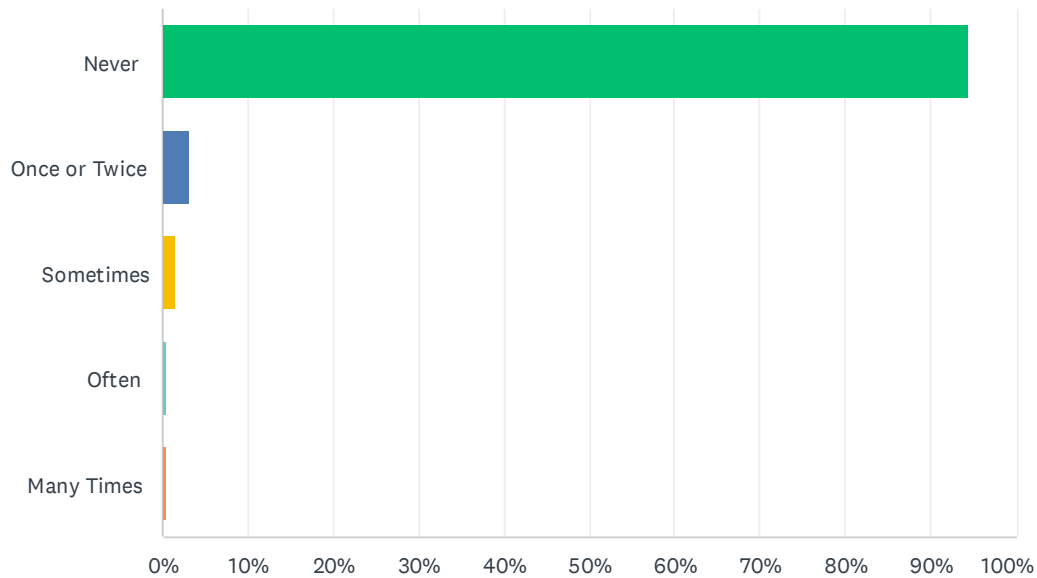
Answered: 254 Skipped: 73



ANSWER CHOICES	RESPONSES	
Never	92.52%	235
Once or Twice	3.94%	10
Sometimes	1.97%	5
Often	0.39%	1
Many Times	1.18%	3
TOTAL		254

## Q29 Repeatedly told sexual stories or jokes that were offensive to you?

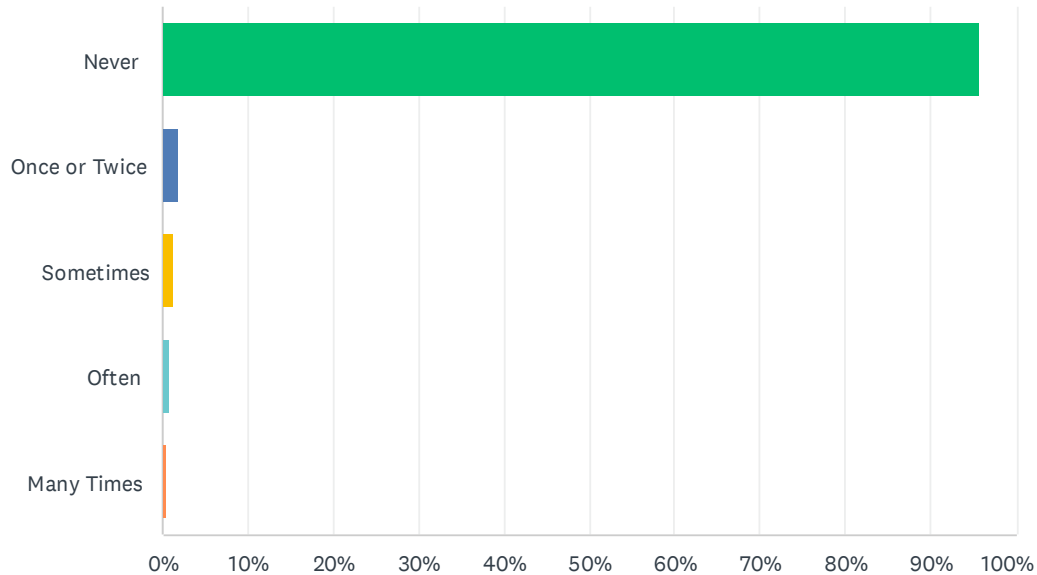
Answered: 253 Skipped: 74



ANSWER CHOICES	RESPONSES	
Never	94.47%	239
Once or Twice	3.16%	8
Sometimes	1.58%	4
Often	0.40%	1
Many Times	0.40%	1
TOTAL		253

## Q30 Made unwelcome attempts to draw you into a discussion of sexual matters?

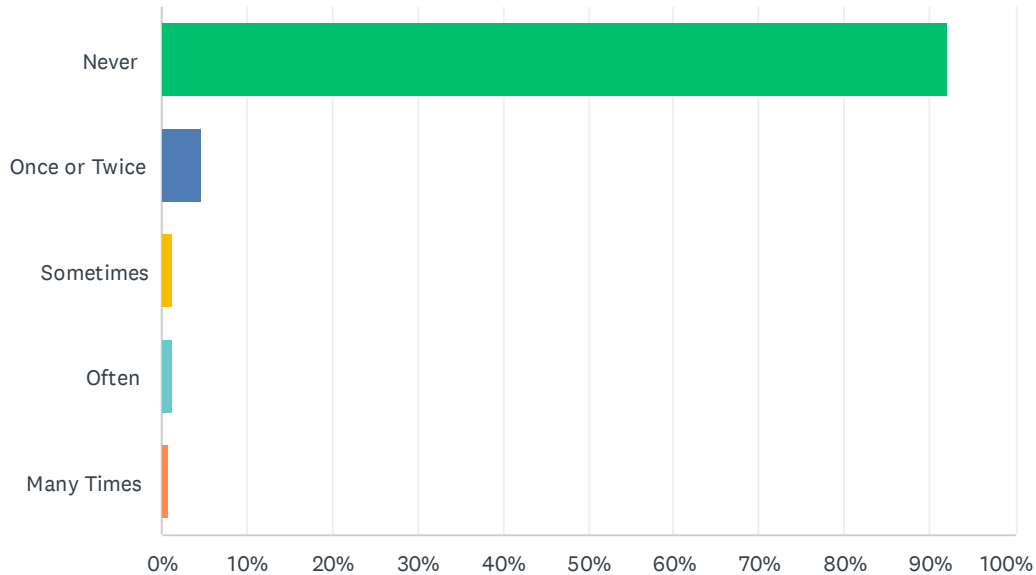
Answered: 253   Skipped: 74



ANSWER CHOICES	RESPONSES	
Never	95.65%	242
Once or Twice	1.98%	5
Sometimes	1.19%	3
Often	0.79%	2
Many Times	0.40%	1
TOTAL		253

## Q31 Made offensive remarks about your appearance, body, or sexual activities?

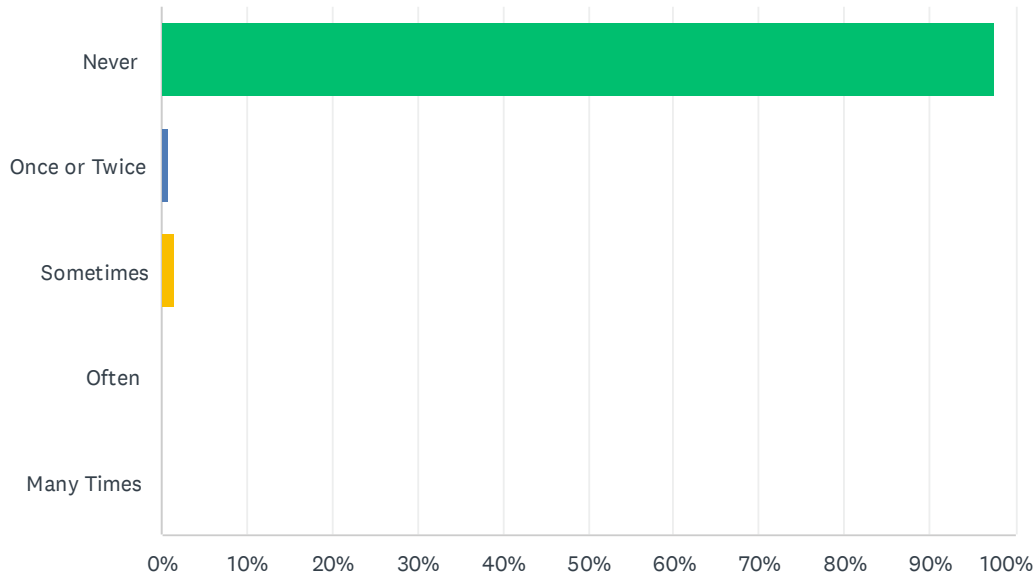
Answered: 253 Skipped: 74



ANSWER CHOICES	RESPONSES	
Never	92.09%	233
Once or Twice	4.74%	12
Sometimes	1.19%	3
Often	1.19%	3
Many Times	0.79%	2
TOTAL		253

## Q32 Made gestures or used body language of a sexual nature which embarrassed or offended you?

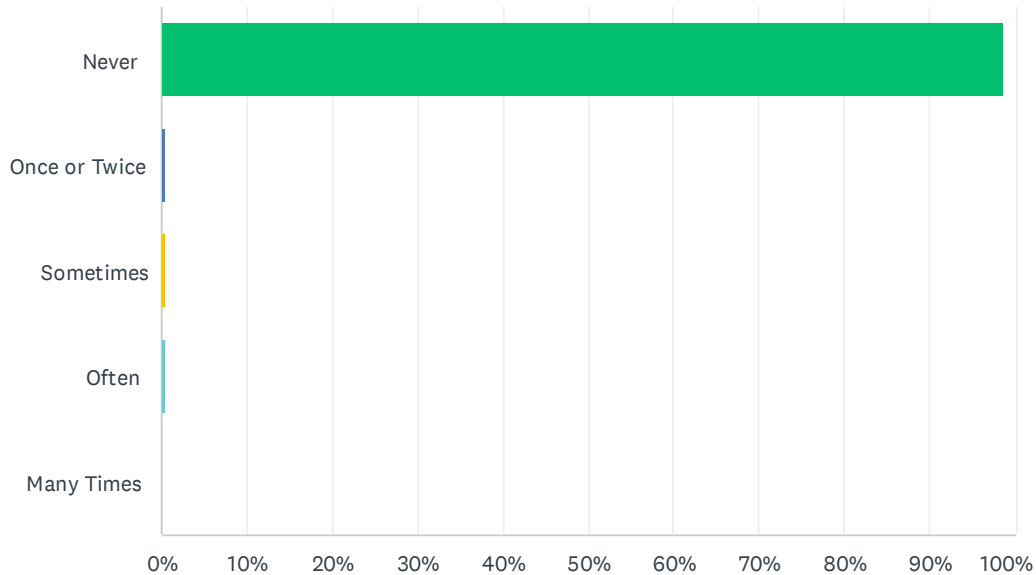
Answered: 254 Skipped: 73



ANSWER CHOICES	RESPONSES	
Never	97.64%	248
Once or Twice	0.79%	2
Sometimes	1.57%	4
Often	0.00%	0
Many Times	0.00%	0
TOTAL		254

## Q33 Made unwanted attempts to establish a romantic or sexual relationship with you, despite your efforts to discourage it?

Answered: 254 Skipped: 73

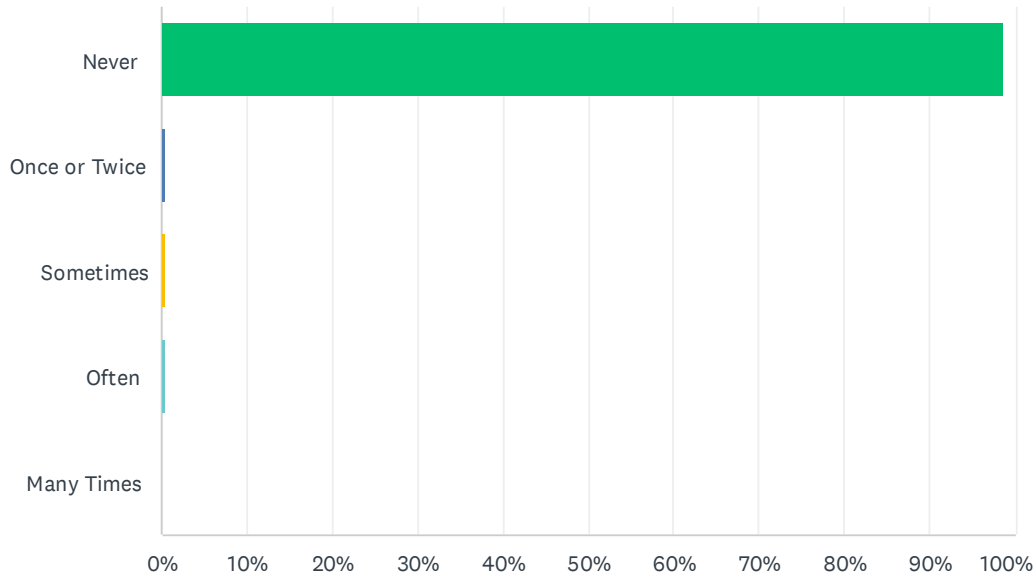


ANSWER CHOICES	RESPONSES	
Never	98.82%	251
Once or Twice	0.39%	1
Sometimes	0.39%	1
Often	0.39%	1
Many Times	0.00%	0
TOTAL		254



## Q34 Continued to ask you for dates, drinks, dinner, etc., even though you said “No”?

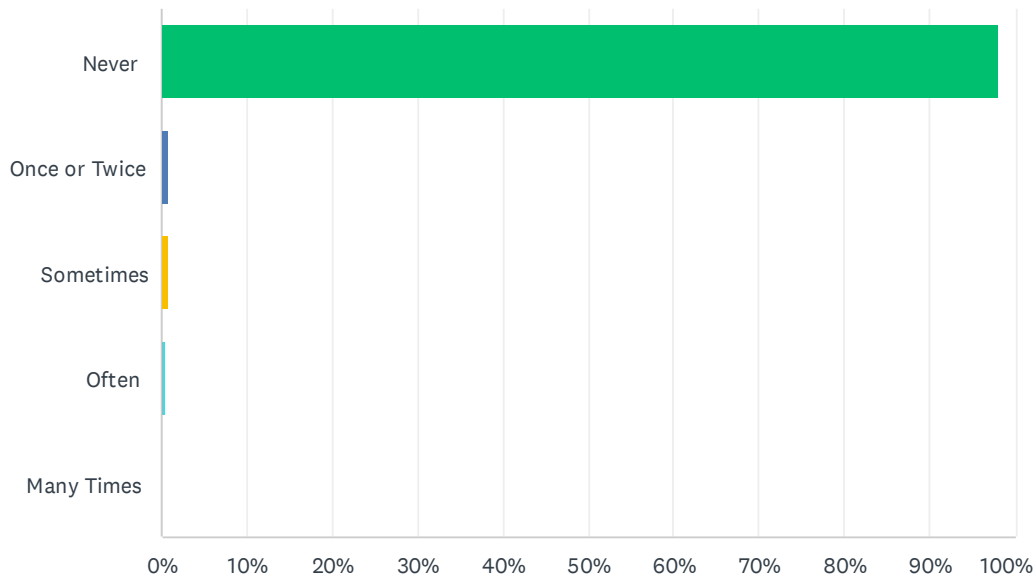
Answered: 254 Skipped: 73



ANSWER CHOICES	RESPONSES	
Never	98.82%	251
Once or Twice	0.39%	1
Sometimes	0.39%	1
Often	0.39%	1
Many Times	0.00%	0
TOTAL		254

## Q35 Touched you in a way that made you feel uncomfortable?

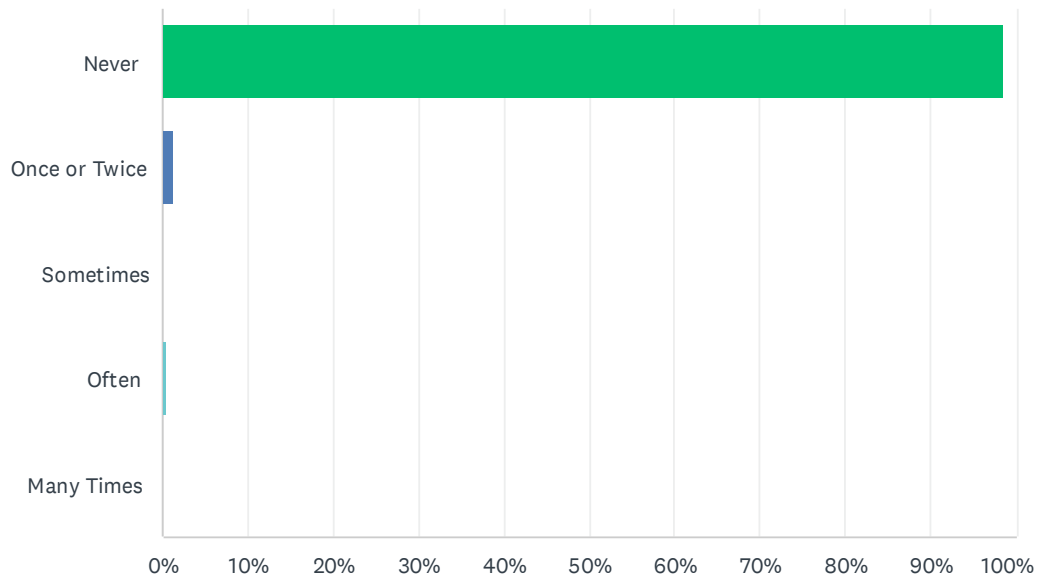
Answered: 254 Skipped: 73



ANSWER CHOICES		RESPONSES	
Never		98.03%	249
Once or Twice		0.79%	2
Sometimes		0.79%	2
Often		0.39%	1
Many Times		0.00%	0
TOTAL			254

## Q36 Made unwanted attempts to stroke, touch, or kiss you?

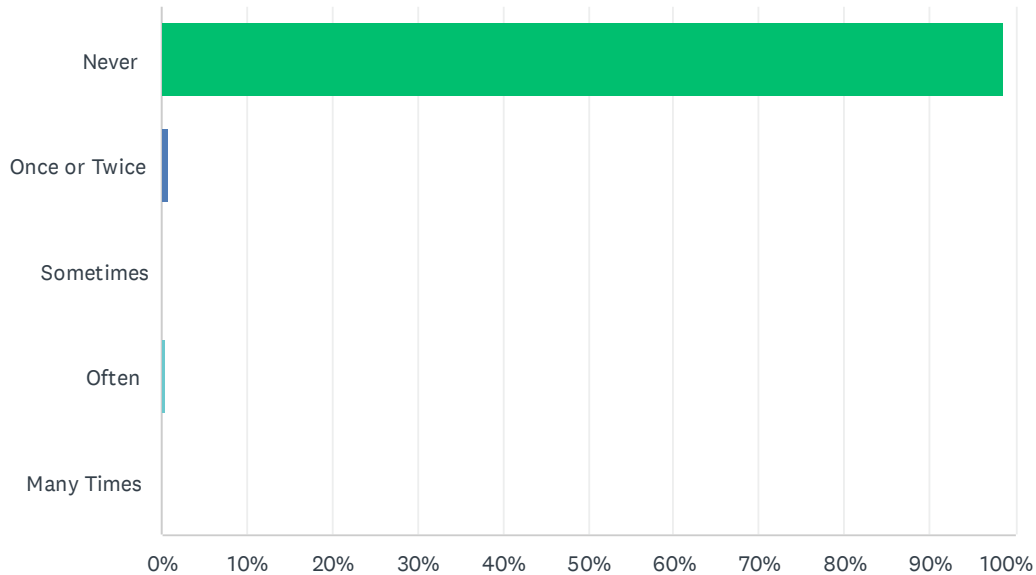
Answered: 253 Skipped: 74



ANSWER CHOICES	RESPONSES	
Never	98.42%	249
Once or Twice	1.19%	3
Sometimes	0.00%	0
Often	0.40%	1
Many Times	0.00%	0
TOTAL		253

## Q37 Made you feel like you were being bribed with a reward to engage in sexual behavior?

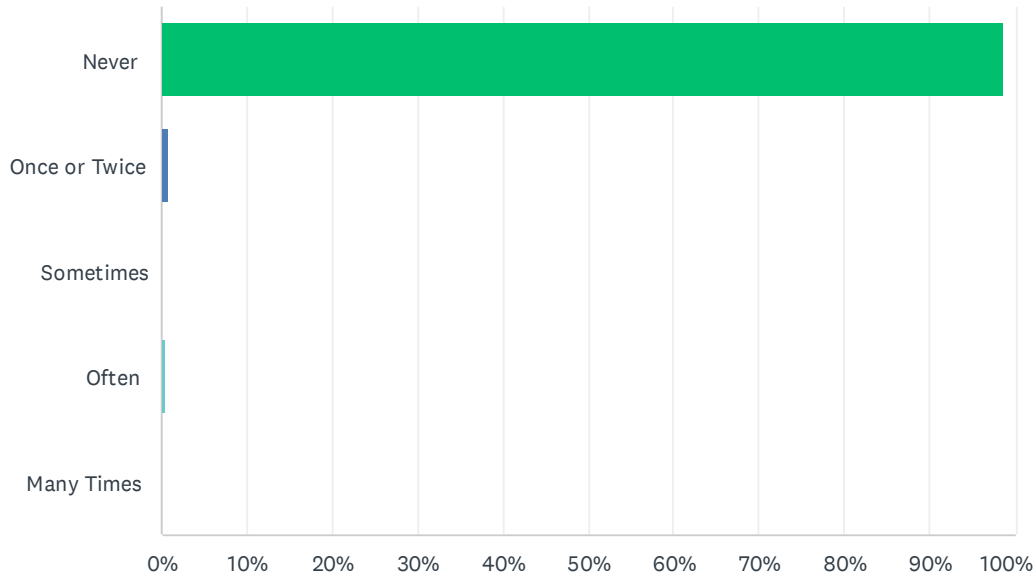
Answered: 253 Skipped: 74



ANSWER CHOICES	RESPONSES	
Never	98.81%	250
Once or Twice	0.79%	2
Sometimes	0.00%	0
Often	0.40%	1
Many Times	0.00%	0
TOTAL		253

## Q38 Made you feel threatened with some sort of retaliation for not being sexually cooperative?

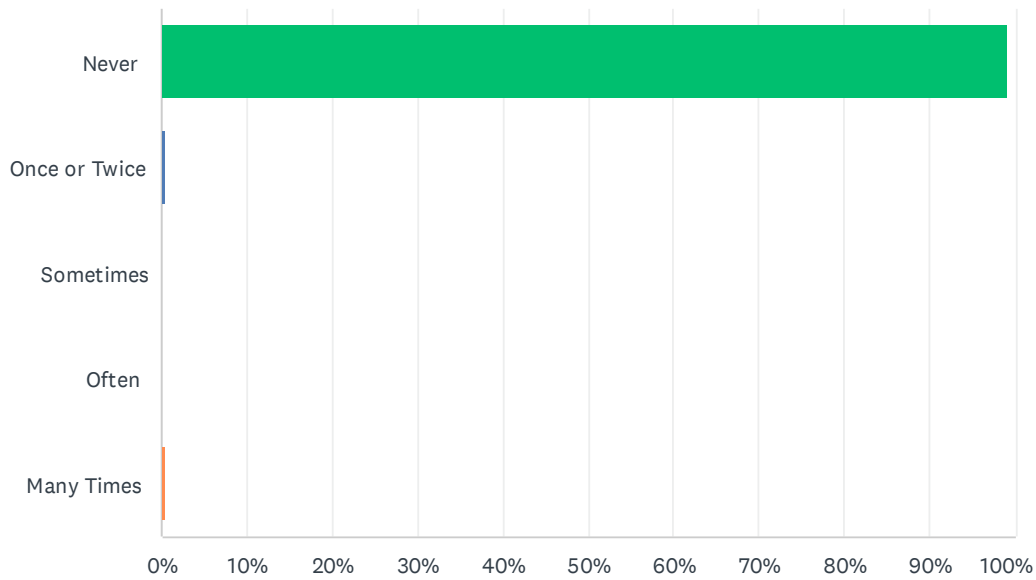
Answered: 253 Skipped: 74



ANSWER CHOICES	RESPONSES	
Never	98.81%	250
Once or Twice	0.79%	2
Sometimes	0.00%	0
Often	0.40%	1
Many Times	0.00%	0
TOTAL		253

## Q39 Treated you badly for refusing to have sex?

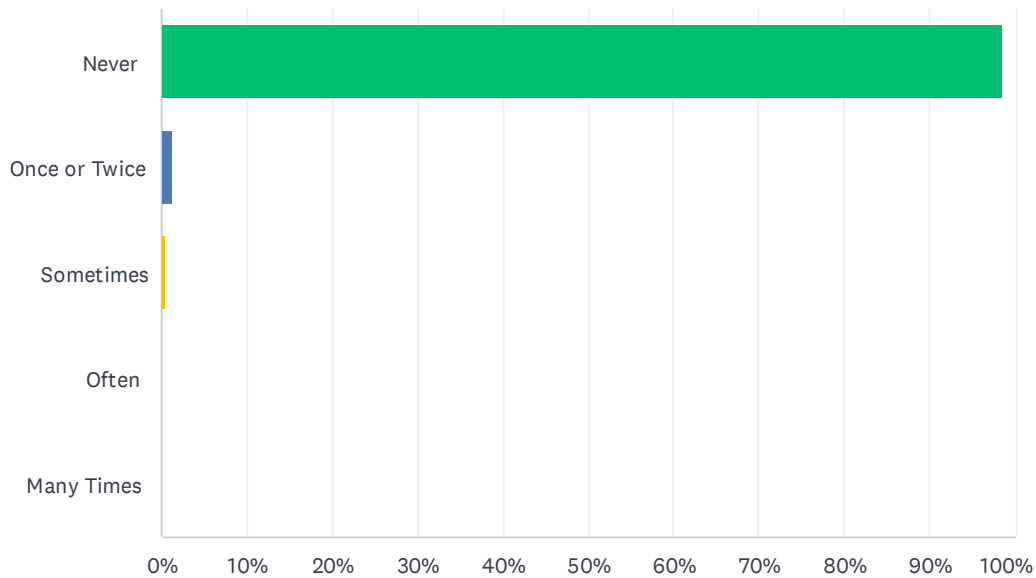
Answered: 254   Skipped: 73



ANSWER CHOICES	RESPONSES	
Never	99.21%	252
Once or Twice	0.39%	1
Sometimes	0.00%	0
Often	0.00%	0
Many Times	0.39%	1
TOTAL		254

## Q40 Implied better treatment if you were sexually cooperative?

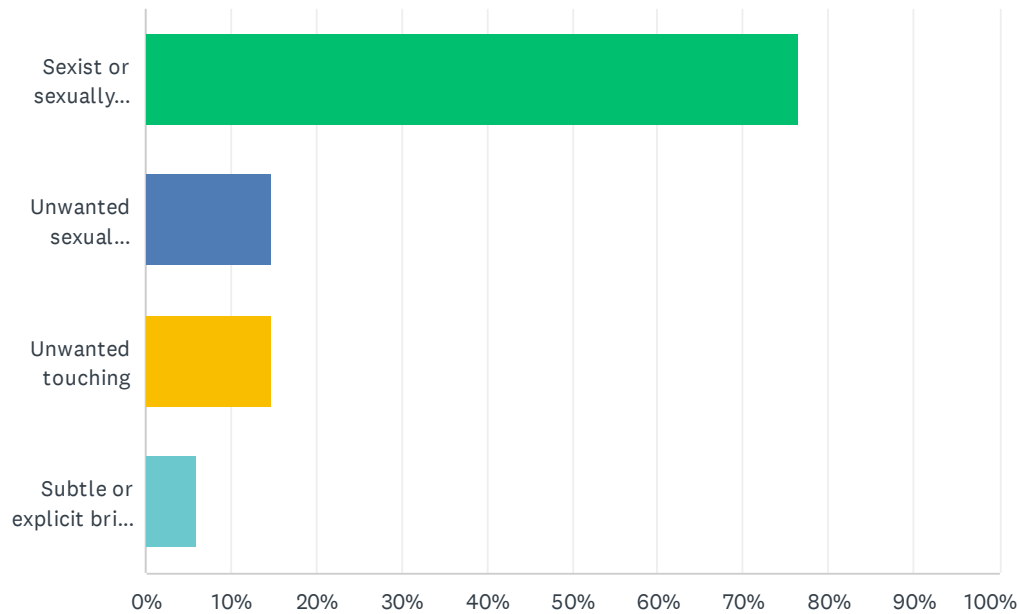
Answered: 254 Skipped: 73



ANSWER CHOICES	RESPONSES	
Never	98.43%	250
Once or Twice	1.18%	3
Sometimes	0.39%	1
Often	0.00%	0
Many Times	0.00%	0
TOTAL		254

## Q41 The situation involved (check all that apply)

Answered: 34 Skipped: 293

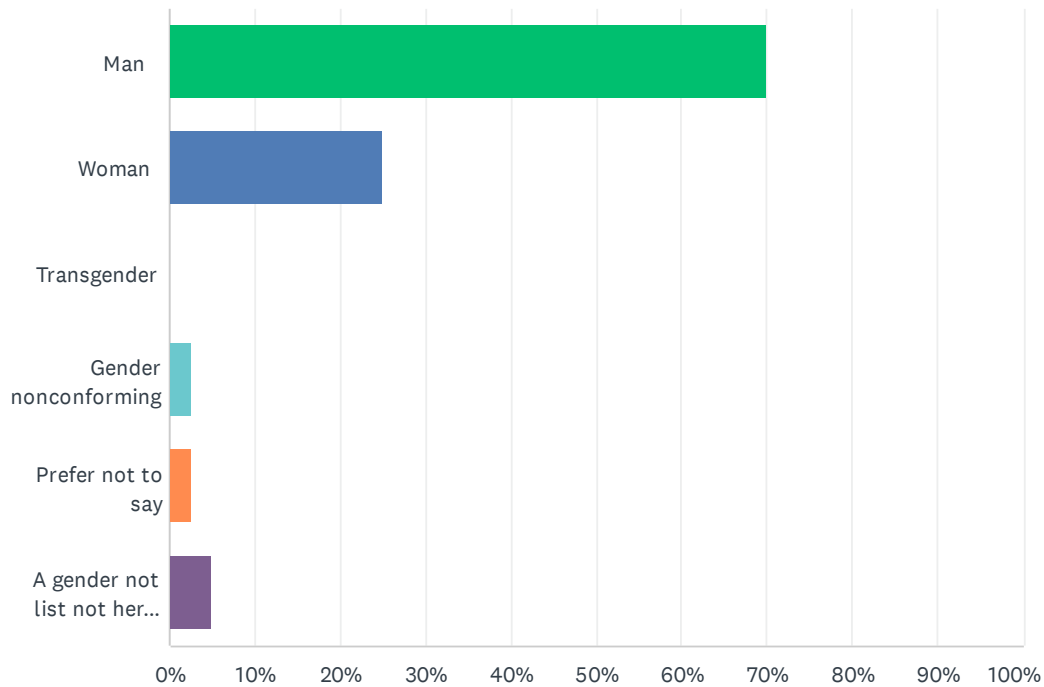


ANSWER CHOICES	RESPONSES	
Sexist or sexually offensive language, gestures, or pictures	76.47%	26
Unwanted sexual attention	14.71%	5
Unwanted touching	14.71%	5
Subtle or explicit bribes or threats	5.88%	2
Total Respondents: 34		



## Q42 Gender: (Check all that apply)

Answered: 40 Skipped: 287

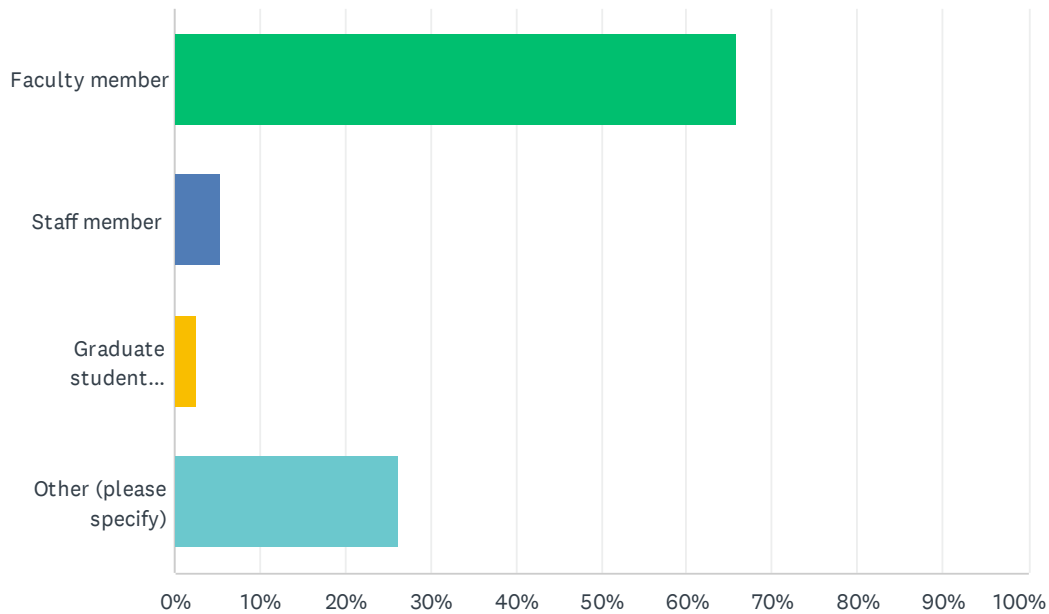


ANSWER CHOICES	RESPONSES	
Man	70.00%	28
Woman	25.00%	10
Transgender	0.00%	0
Gender nonconforming	2.50%	1
Prefer not to say	2.50%	1
A gender not list not here (please specify)	5.00%	2
Total Respondents: 40		

#	A GENDER NOT LIST NOT HERE (PLEASE SPECIFY)	DATE
1	Two-spirit. Not that I fully identify with it, but it was in a discussion about indigenous culture (one with which I am a part of)	2/14/2022 12:57 PM
2	nonbinary	2/8/2022 4:19 PM

## Q43 Status at Rivier University:

Answered: 38 Skipped: 289

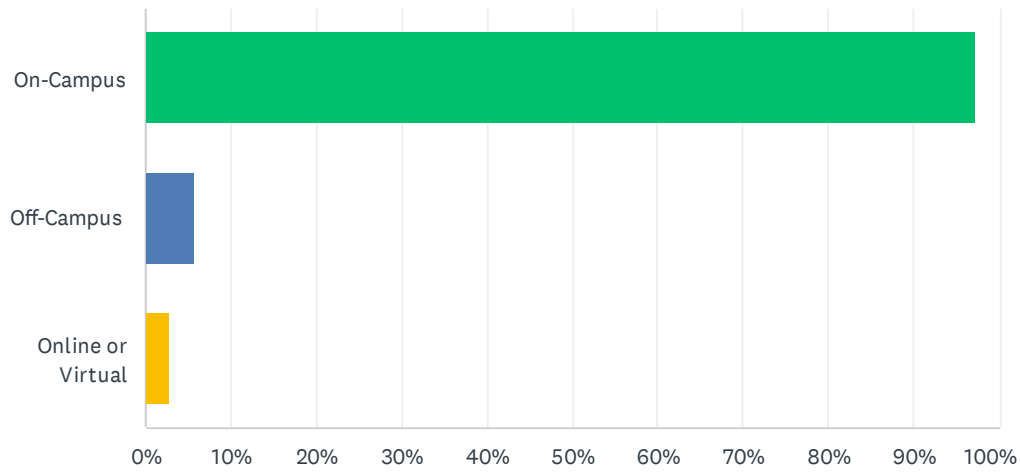


ANSWER CHOICES	RESPONSES	
Faculty member	65.79%	25
Staff member	5.26%	2
Graduate student instructor	2.63%	1
Other (please specify)	26.32%	10
<b>TOTAL</b>		<b>38</b>

#	OTHER (PLEASE SPECIFY)	DATE
1	undergrad	3/1/2022 3:44 PM
2	Admissions	2/17/2022 12:00 AM
3	student	2/16/2022 7:47 PM
4	visitor	2/15/2022 12:03 PM
5	Senior	2/12/2022 2:04 PM
6	Graduate Student	2/12/2022 10:03 AM
7	student	2/10/2022 4:04 PM
8	coach/ athletics	2/9/2022 2:05 PM
9	Student	2/9/2022 12:13 PM
10	student	2/8/2022 4:25 PM

## Q44 Where did this happen?

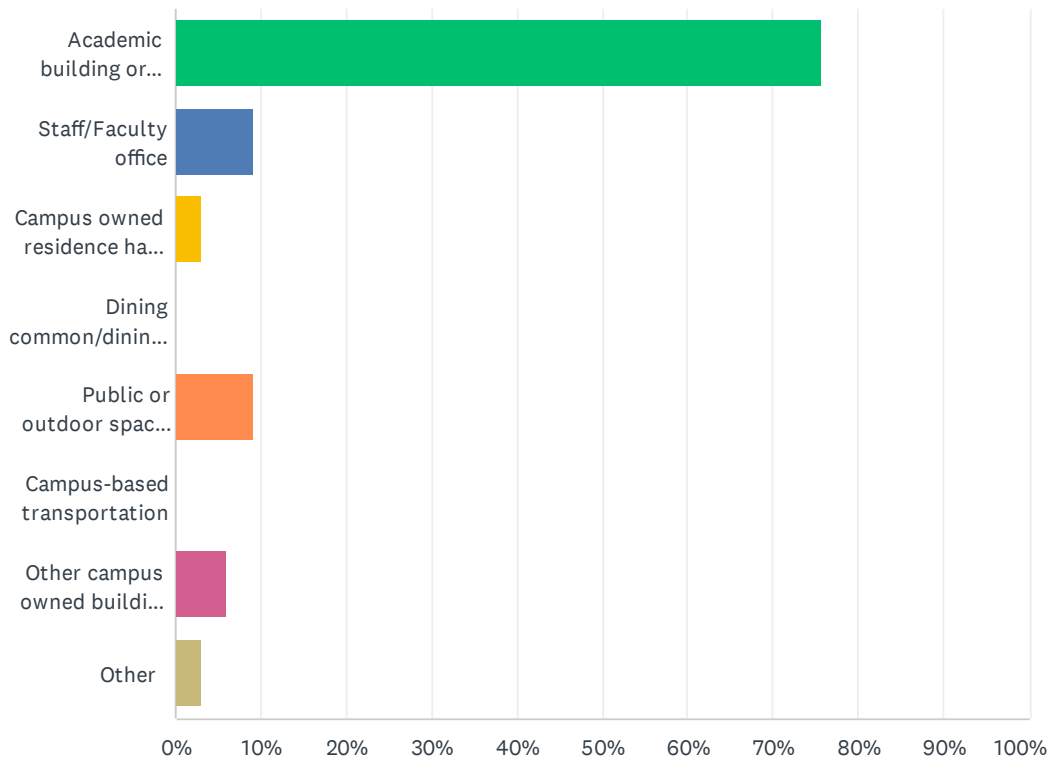
Answered: 35 Skipped: 292



ANSWER CHOICES	RESPONSES	
On-Campus	97.14%	34
Off-Campus	5.71%	2
Online or Virtual	2.86%	1
Total Respondents: 35		

## Q45 Where did this happen on-campus? (check all that apply)

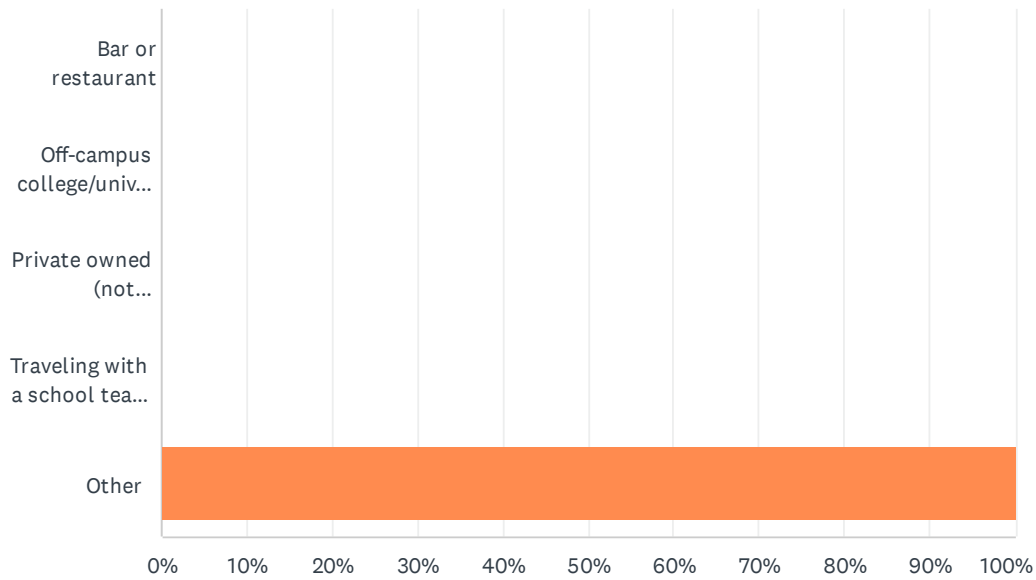
Answered: 33 Skipped: 294



ANSWER CHOICES	RESPONSES	
Academic building or classroom	75.76%	25
Staff/Faculty office	9.09%	3
Campus owned residence hall or apartment	3.03%	1
Dining common/dining hall	0.00%	0
Public or outdoor space on campus	9.09%	3
Campus-based transportation	0.00%	0
Other campus owned building (i.e. gym, student center, sports arena)	6.06%	2
Other	3.03%	1
Total Respondents: 33		

## Q46 Where did this happen off-campus? (check all that apply)

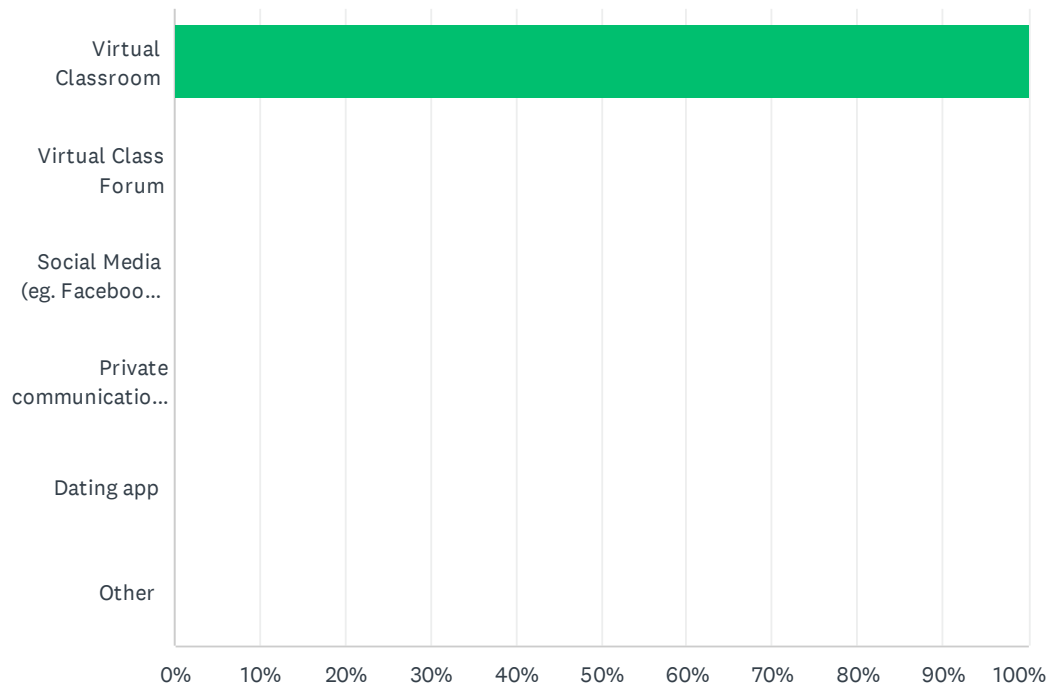
Answered: 1   Skipped: 326



ANSWER CHOICES	RESPONSES	
Bar or restaurant	0.00%	0
Off-campus college/university residence	0.00%	0
Private owned (not campus-owned) housing or apartment complex	0.00%	0
Traveling with a school team, band, or other organization	0.00%	0
Other	100.00%	1
Total Respondents: 1		

## Q47 Where did this happen online or virtually? (check all that apply)

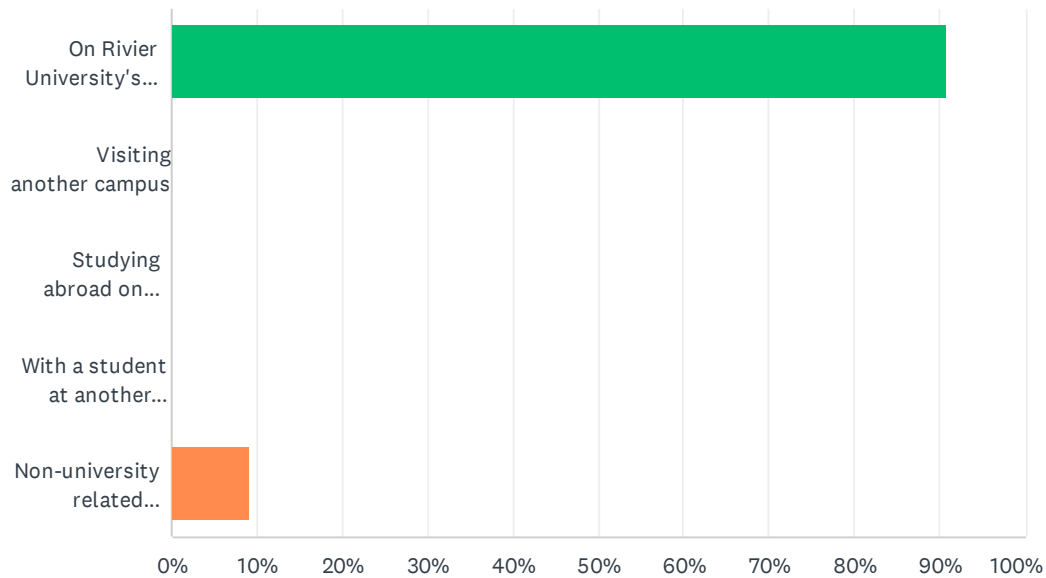
Answered: 1   Skipped: 326



ANSWER CHOICES	RESPONSES	
Virtual Classroom	100.00%	1
Virtual Class Forum	0.00%	0
Social Media (eg. Facebook, Instagram, Snapchat, Twitter, TikTok)	0.00%	0
Private communications (eg texting)	0.00%	0
Dating app	0.00%	0
Other	0.00%	0
Total Respondents: 1		

## Q48 Did this occur:

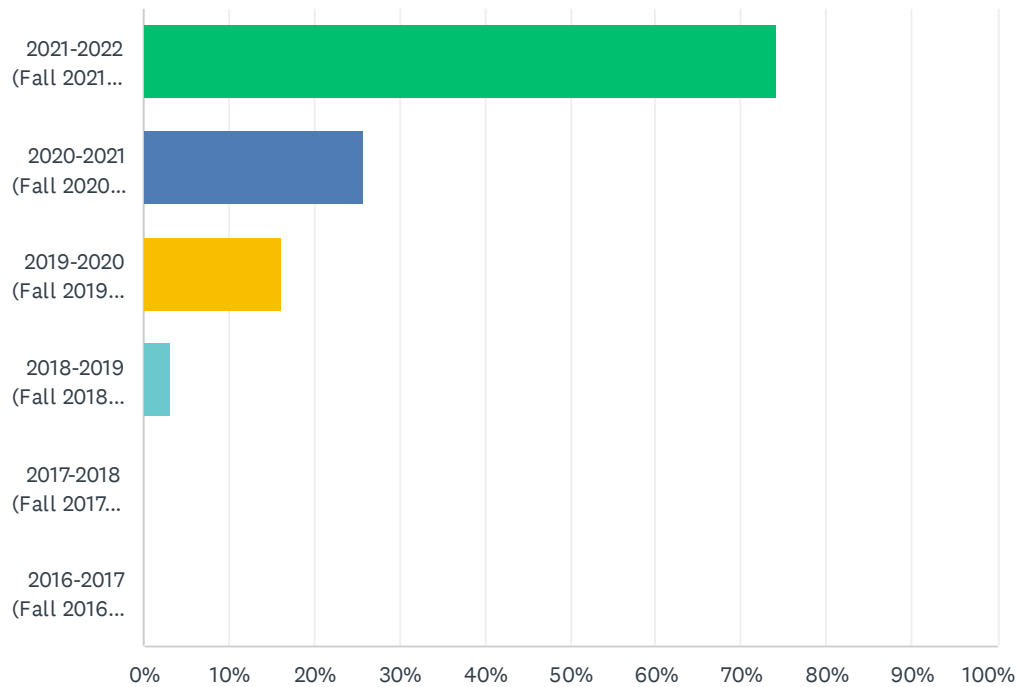
Answered: 33 Skipped: 294



ANSWER CHOICES	RESPONSES	
On Rivier University's campus	90.91%	30
Visiting another campus	0.00%	0
Studying abroad on another campus	0.00%	0
With a student at another institution (i.e. you have transferred institutions since this occurred)	0.00%	0
Non-university related location(s)	9.09%	3
TOTAL		33

## Q49 During what academic year did the incident(s) occur?

Answered: 31 Skipped: 296

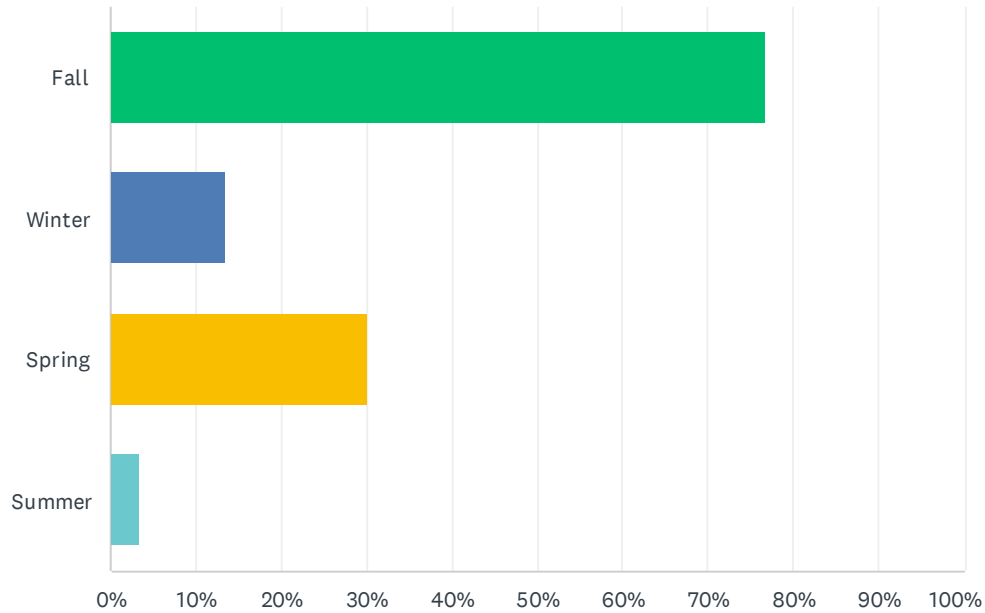


ANSWER CHOICES	RESPONSES	
2021-2022 (Fall 2021 through present)	74.19%	23
2020-2021 (Fall 2020 through Summer 2021)	25.81%	8
2019-2020 (Fall 2019 through Summer 2020)	16.13%	5
2018-2019 (Fall 2018 through Summer 2019)	3.23%	1
2017-2018 (Fall 2017 through Summer 2018)	0.00%	0
2016-2017 (Fall 2016 through Summer 2017)	0.00%	0
Total Respondents: 31		



## Q50 During what semester or term did the incident(s) occur? (check all that apply)

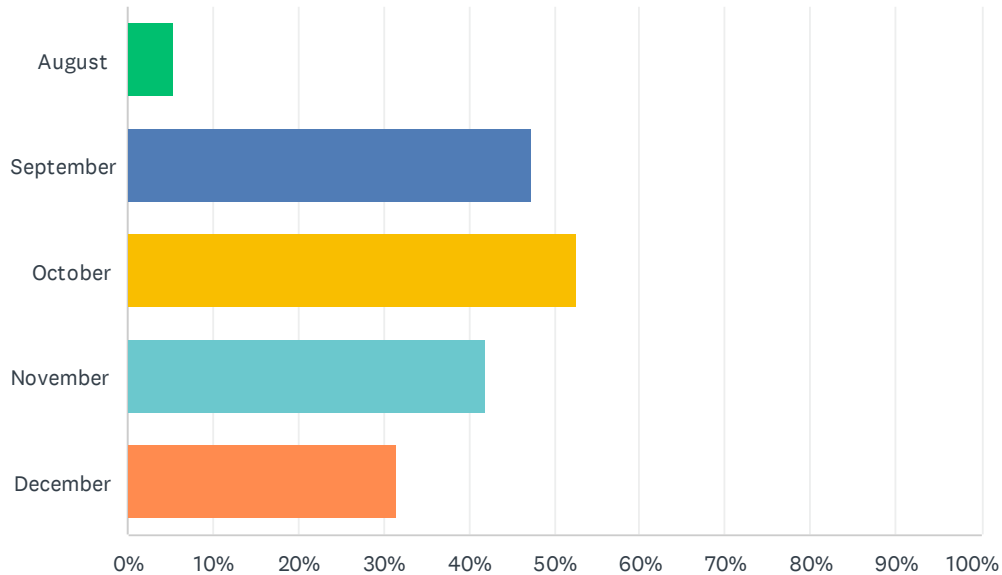
Answered: 30   Skipped: 297



ANSWER CHOICES	RESPONSES	
Fall	76.67%	23
Winter	13.33%	4
Spring	30.00%	9
Summer	3.33%	1
Total Respondents: 30		

## Q51 Fall - During which month(s) did incidents occur? (check all that apply)

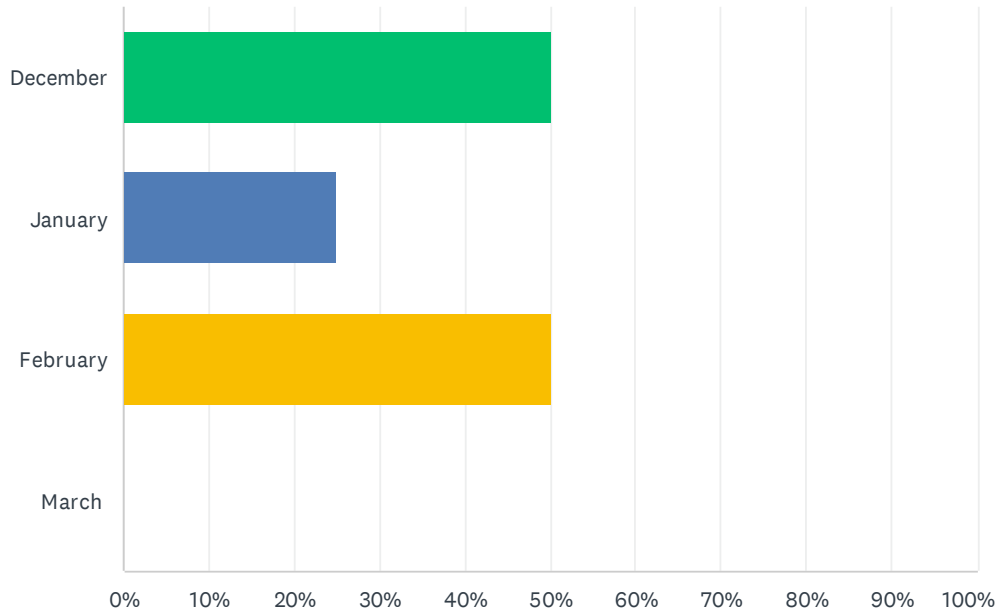
Answered: 19   Skipped: 308



ANSWER CHOICES	RESPONSES	
August	5.26%	1
September	47.37%	9
October	52.63%	10
November	42.11%	8
December	31.58%	6
Total Respondents: 19		

## Q52 Winter - During which month(s) did incidents occur? (check all that apply)

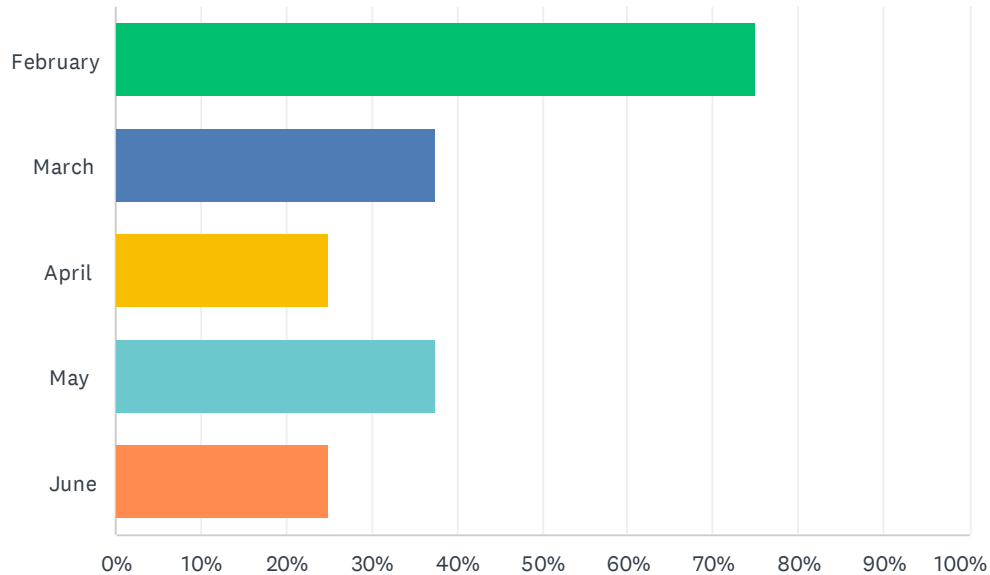
Answered: 4 Skipped: 323



ANSWER CHOICES	RESPONSES	
December	50.00%	2
January	25.00%	1
February	50.00%	2
March	0.00%	0
Total Respondents: 4		

## Q53 Spring - During which month(s) did incidents occur? (check all that apply)

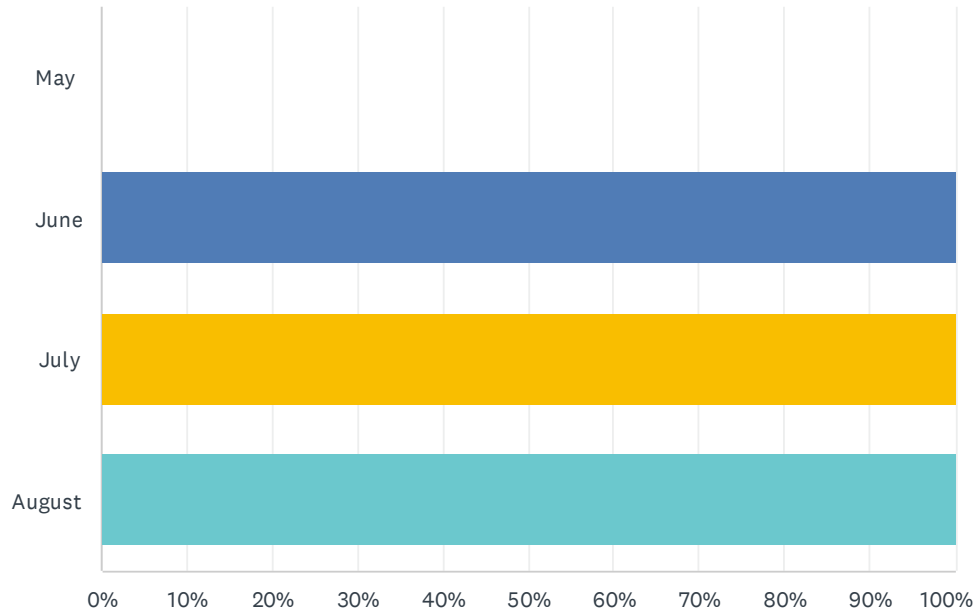
Answered: 8   Skipped: 319



ANSWER CHOICES	RESPONSES	
February	75.00%	6
March	37.50%	3
April	25.00%	2
May	37.50%	3
June	25.00%	2
Total Respondents: 8		

## Q54 Summer - During which month(s) did incidents occur? (check all that apply)

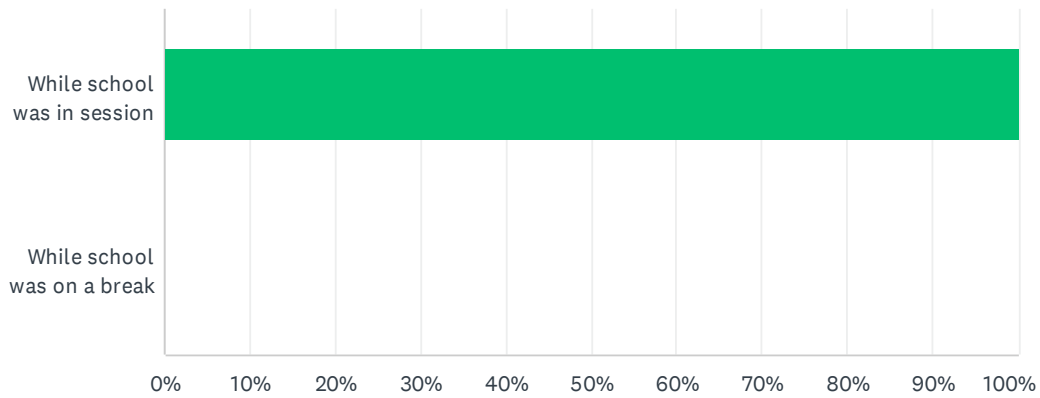
Answered: 1   Skipped: 326



ANSWER CHOICES	RESPONSES	
May	0.00%	0
June	100.00%	1
July	100.00%	1
August	100.00%	1
Total Respondents: 1		

## Q55 When did this occur?

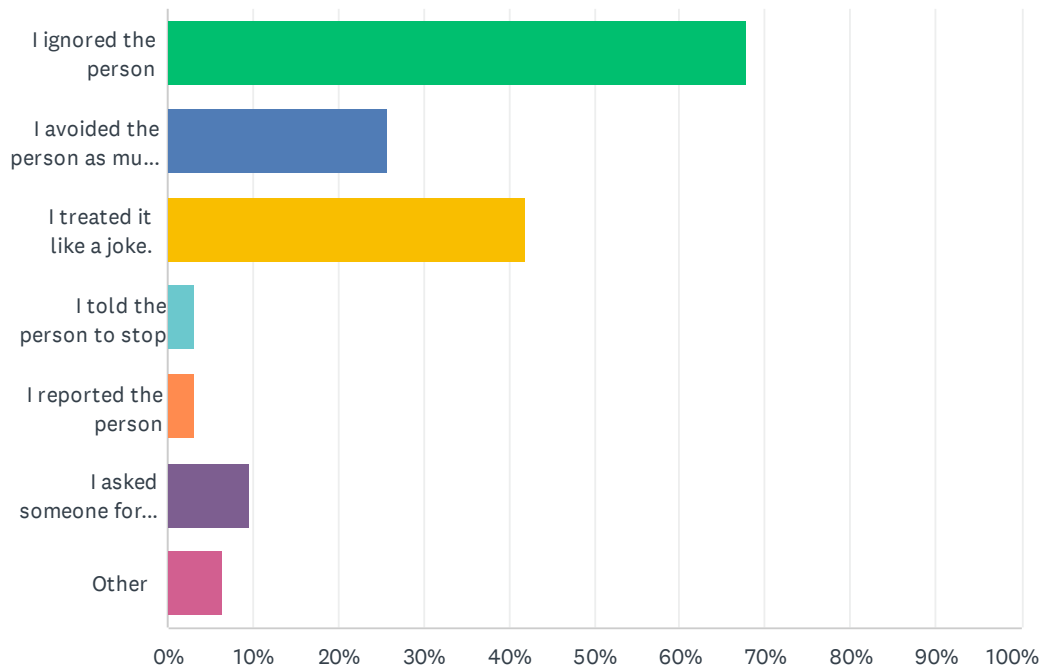
Answered: 28 Skipped: 299



ANSWER CHOICES	RESPONSES	
While school was in session	100.00%	28
While school was on a break	0.00%	0
TOTAL		28

## Q56 Please tell us how you reacted to the situation (check all that apply)

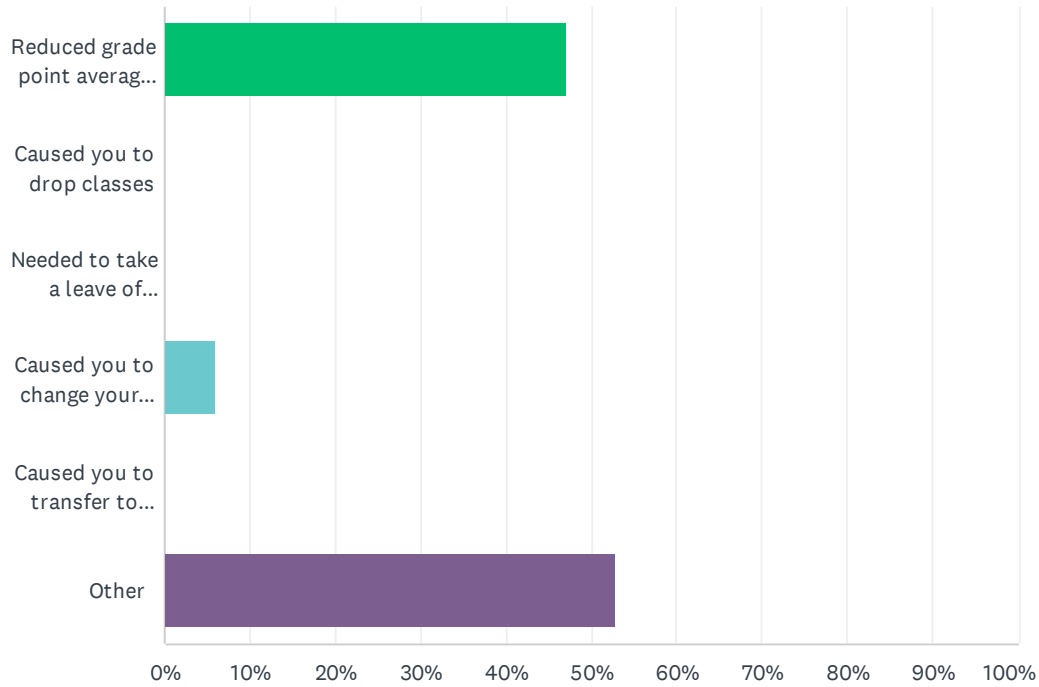
Answered: 31 Skipped: 296



ANSWER CHOICES	RESPONSES	
I ignored the person	67.74%	21
I avoided the person as much as possible.	25.81%	8
I treated it like a joke.	41.94%	13
I told the person to stop	3.23%	1
I reported the person	3.23%	1
I asked someone for advice and/or support	9.68%	3
Other	6.45%	2
Total Respondents: 31		

## Q57 Did the situation impact your academic performance in any of the following ways? (check all that apply):

Answered: 17 Skipped: 310

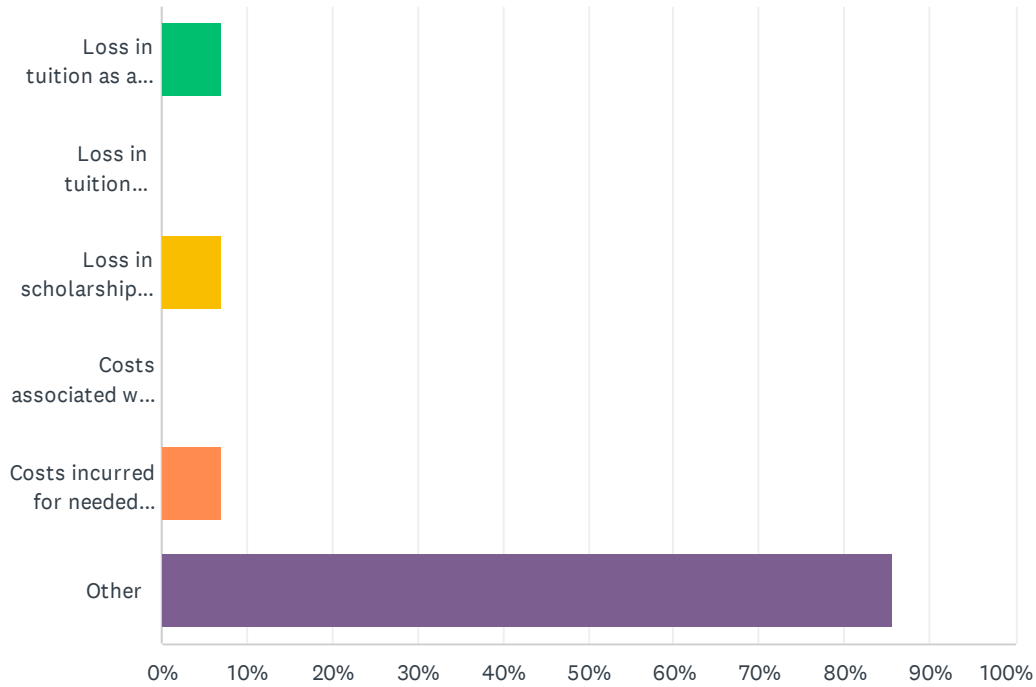


ANSWER CHOICES	RESPONSES	
Reduced grade point average (GPA)	47.06%	8
Caused you to drop classes	0.00%	0
Needed to take a leave of absence from your education	0.00%	0
Caused you to change your major	5.88%	1
Caused you to transfer to another institution	0.00%	0
Other	52.94%	9
Total Respondents: 17		



## Q58 Did the situation have negative financial impacts on your academic career? (check all that apply):

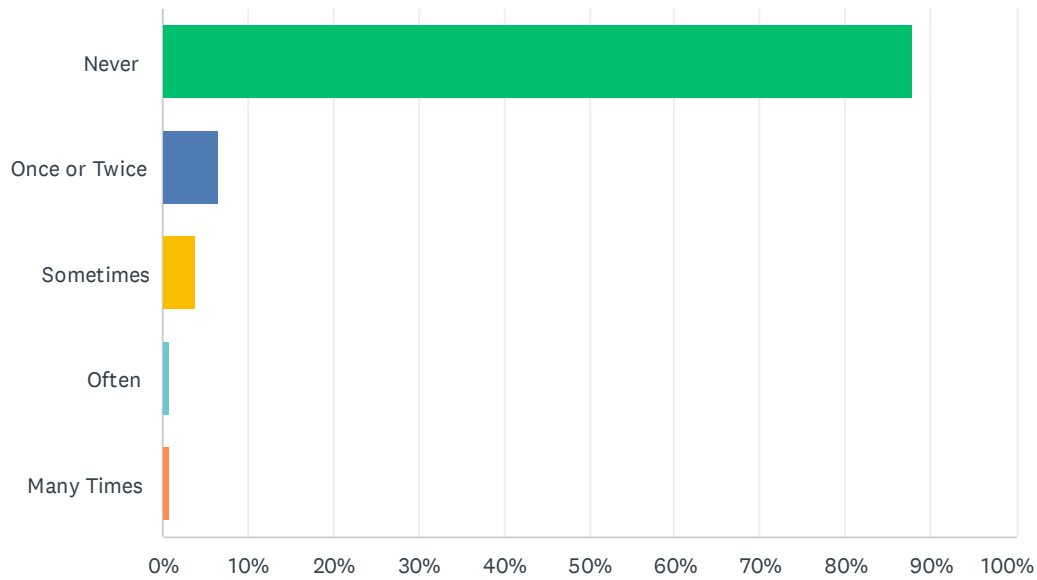
Answered: 14 Skipped: 313



ANSWER CHOICES	RESPONSES	
Loss in tuition as a result of dropping classes	7.14%	1
Loss in tuition resulting from an unplanned leave of absence	0.00%	0
Loss in scholarship award due to diminished grades as a result of the sexual violence	7.14%	1
Costs associated with unexpected need to change housing	0.00%	0
Costs incurred for needed physical and mental health services resulting from the sexual violence	7.14%	1
Other	85.71%	12
Total Respondents: 14		

## Q59 Treated you differently because of your sex or gender identity?

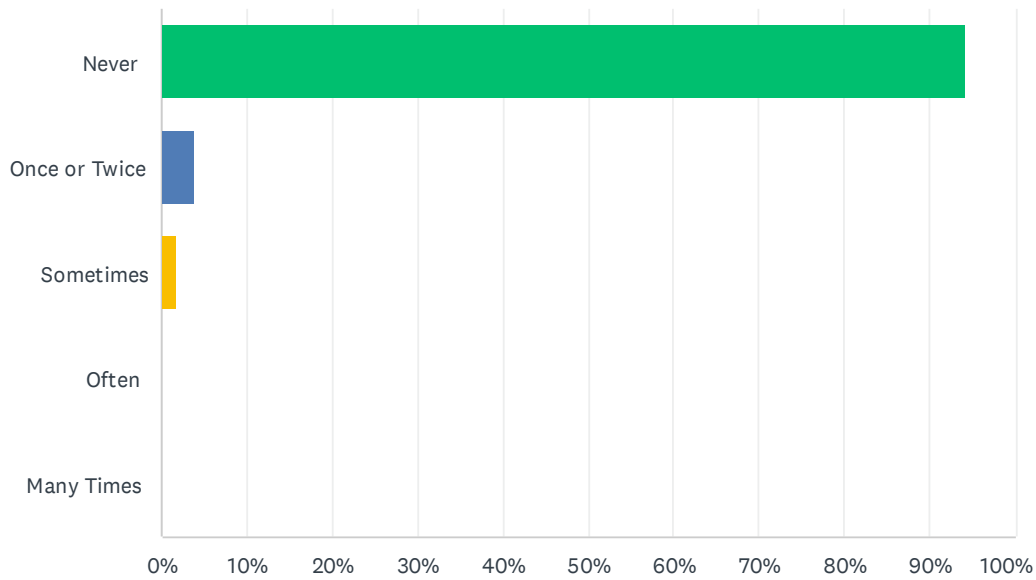
Answered: 229 Skipped: 98



ANSWER CHOICES	RESPONSES	
Never	87.77%	201
Once or Twice	6.55%	15
Sometimes	3.93%	9
Often	0.87%	2
Many Times	0.87%	2
TOTAL		229

## Q60 Displayed, used, or distributed sexist or suggestive materials?

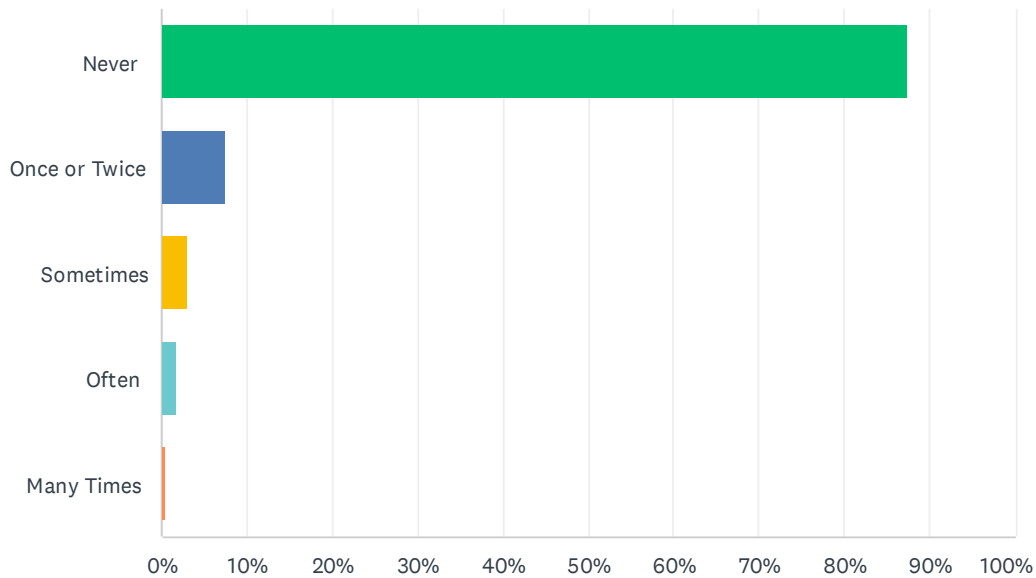
Answered: 229   Skipped: 98



ANSWER CHOICES	RESPONSES	
Never	94.32%	216
Once or Twice	3.93%	9
Sometimes	1.75%	4
Often	0.00%	0
Many Times	0.00%	0
TOTAL		229

## Q61 Made offensive sexist remarks?

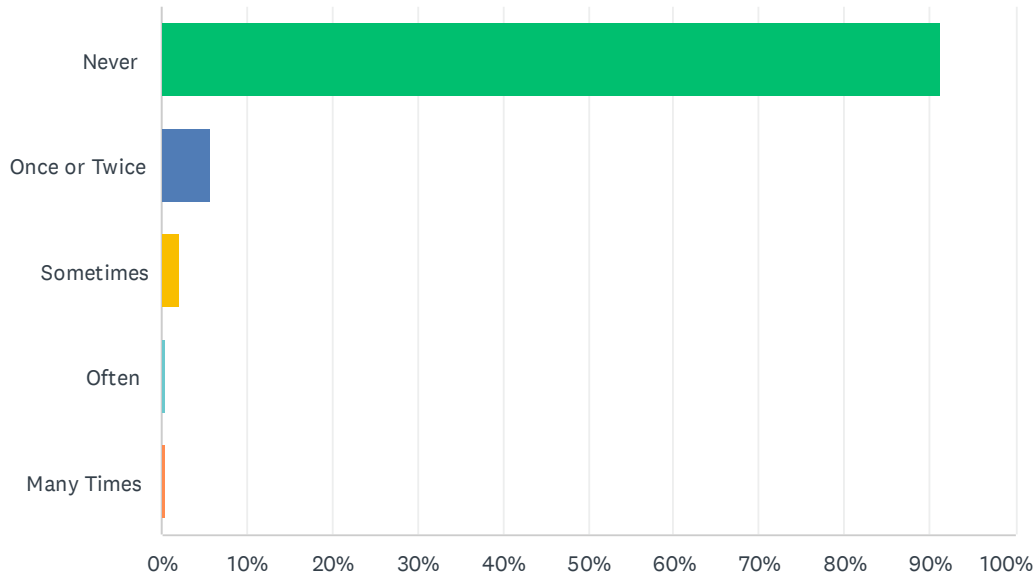
Answered: 229 Skipped: 98



ANSWER CHOICES	RESPONSES	
Never	87.34%	200
Once or Twice	7.42%	17
Sometimes	3.06%	7
Often	1.75%	4
Many Times	0.44%	1
TOTAL		229

## Q62 Put you down or was condescending to you because of your sex or gender identity?

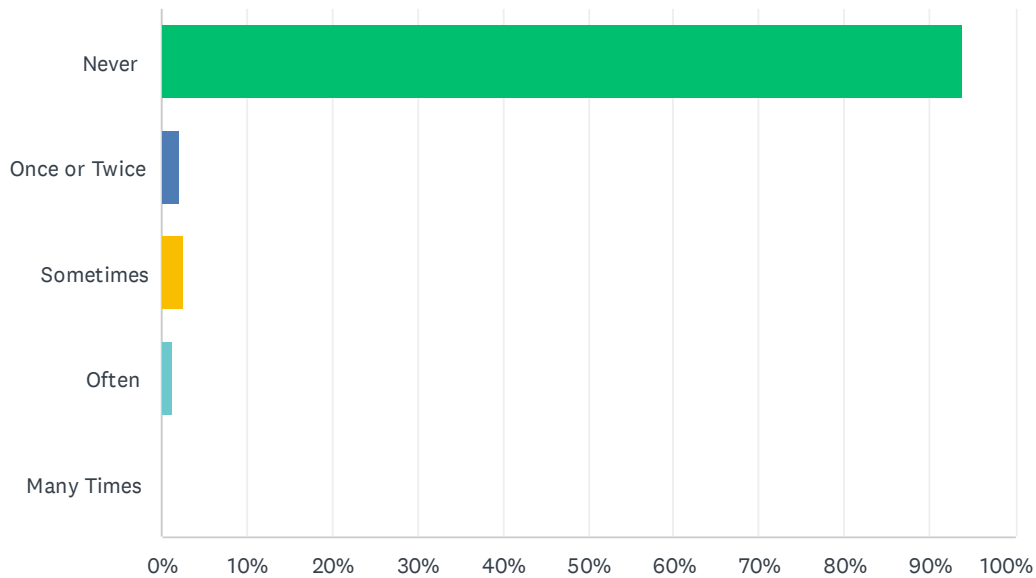
Answered: 229 Skipped: 98



ANSWER CHOICES	RESPONSES	
Never	91.27%	209
Once or Twice	5.68%	13
Sometimes	2.18%	5
Often	0.44%	1
Many Times	0.44%	1
TOTAL		229

## Q63 Repeatedly told sexual stories or jokes that were offensive to you?

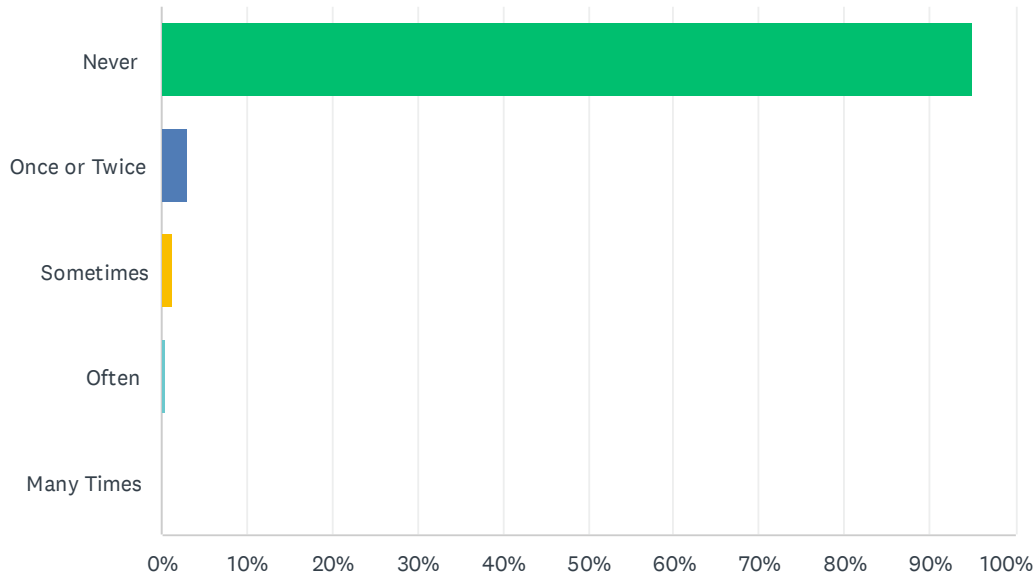
Answered: 229   Skipped: 98



ANSWER CHOICES	RESPONSES	
Never	93.89%	215
Once or Twice	2.18%	5
Sometimes	2.62%	6
Often	1.31%	3
Many Times	0.00%	0
TOTAL		229

## Q64 Made unwelcome attempts to draw you into a discussion of sexual matters?

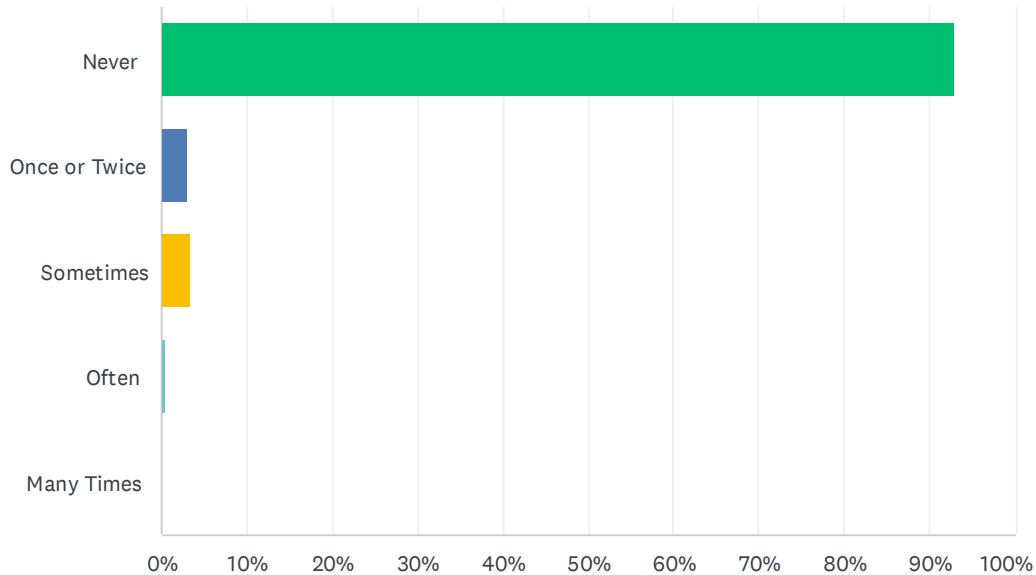
Answered: 229   Skipped: 98



ANSWER CHOICES	RESPONSES	
Never	95.20%	218
Once or Twice	3.06%	7
Sometimes	1.31%	3
Often	0.44%	1
Many Times	0.00%	0
TOTAL		229

## Q65 Made offensive remarks about your appearance, body, or sexual activities?

Answered: 229   Skipped: 98

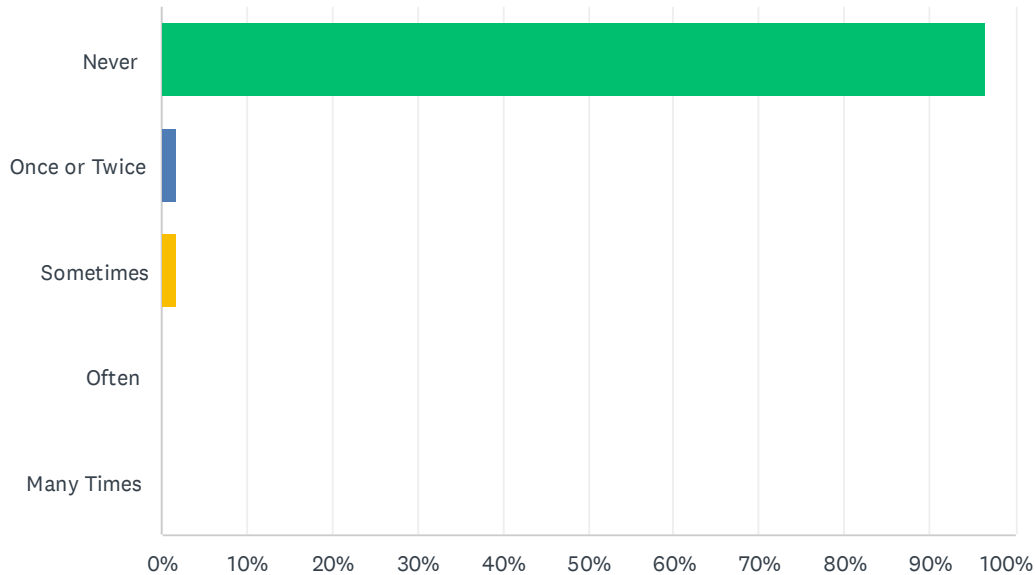


ANSWER CHOICES	RESPONSES	
Never	93.01%	213
Once or Twice	3.06%	7
Sometimes	3.49%	8
Often	0.44%	1
Many Times	0.00%	0
TOTAL		229



## Q66 Made gestures or used body language of a sexual nature which embarrassed or offended you?

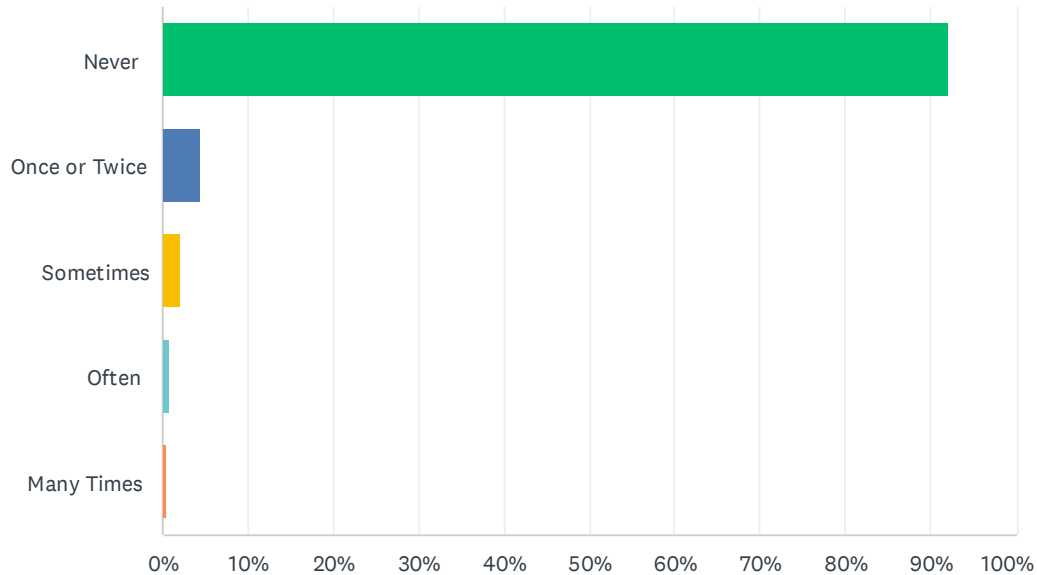
Answered: 229 Skipped: 98



ANSWER CHOICES	RESPONSES	
Never	96.51%	221
Once or Twice	1.75%	4
Sometimes	1.75%	4
Often	0.00%	0
Many Times	0.00%	0
TOTAL		229

## Q67 Made unwanted attempts to establish a romantic or sexual relationship with you, despite your efforts to discourage it?

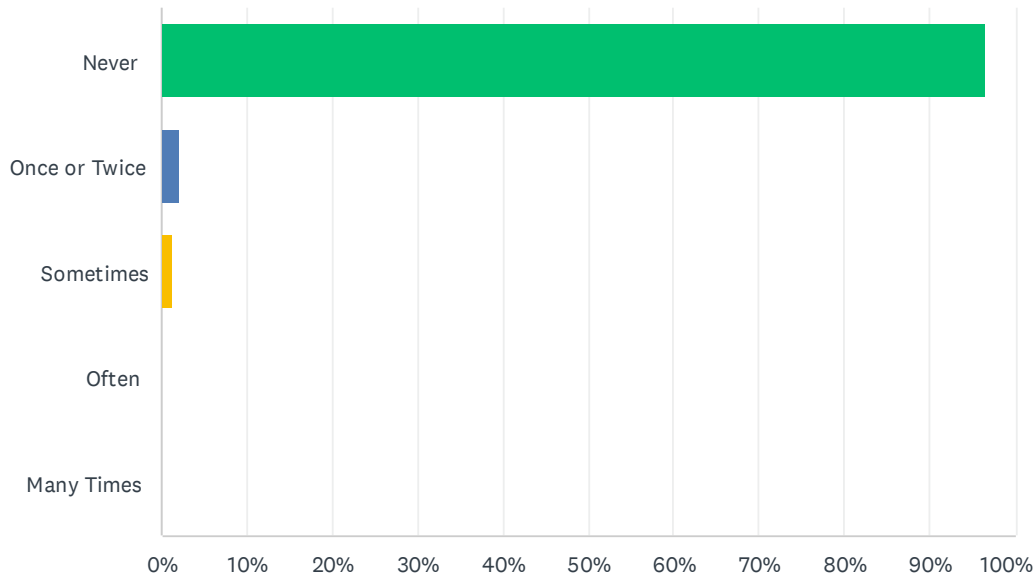
Answered: 228 Skipped: 99



ANSWER CHOICES	RESPONSES	
Never	92.11%	210
Once or Twice	4.39%	10
Sometimes	2.19%	5
Often	0.88%	2
Many Times	0.44%	1
TOTAL		228

## Q68 Sent or posted unwelcome sexual comments, jokes or pictures by text, email, Facebook, Instagram, Snapchat, Twitter, TikTok or other electronic means?

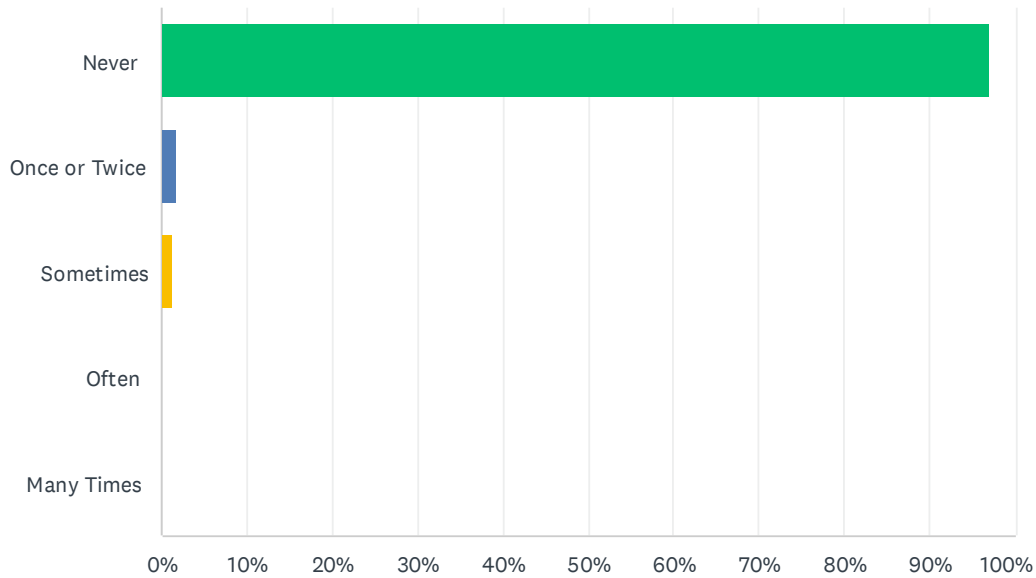
Answered: 228 Skipped: 99



ANSWER CHOICES	RESPONSES	
Never	96.49%	220
Once or Twice	2.19%	5
Sometimes	1.32%	3
Often	0.00%	0
Many Times	0.00%	0
TOTAL		228

## Q69 Spread unwelcome sexual rumors about you by text, email, Facebook, Instagram, Snapchat, Twitter, TikTok or other electronic means?

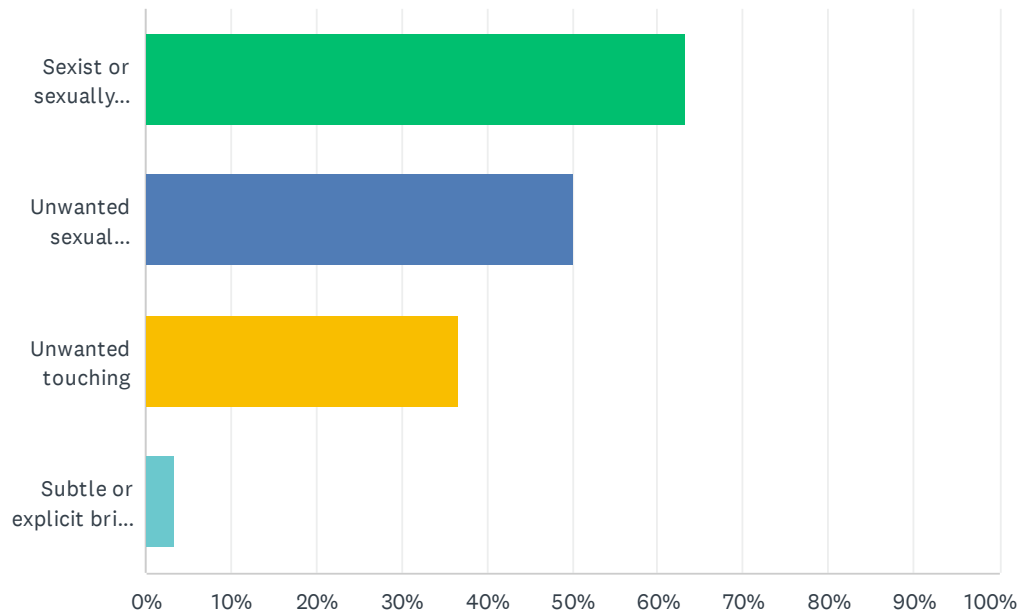
Answered: 229 Skipped: 98



ANSWER CHOICES	RESPONSES	
Never	96.94%	222
Once or Twice	1.75%	4
Sometimes	1.31%	3
Often	0.00%	0
Many Times	0.00%	0
TOTAL		229

## Q70 The situation involved (check all that apply)

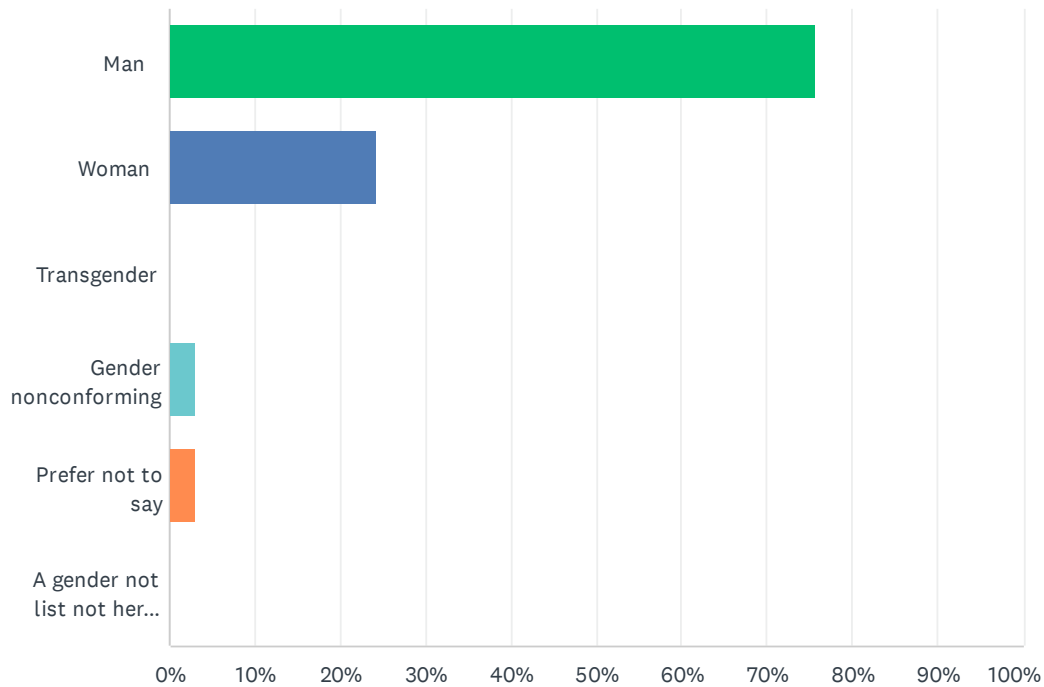
Answered: 30 Skipped: 297



ANSWER CHOICES	RESPONSES	
Sexist or sexually offensive language, gestures, or pictures	63.33%	19
Unwanted sexual attention	50.00%	15
Unwanted touching	36.67%	11
Subtle or explicit bribes or threats	3.33%	1
Total Respondents: 30		

## Q71 Gender: (Check all that apply)

Answered: 33 Skipped: 294

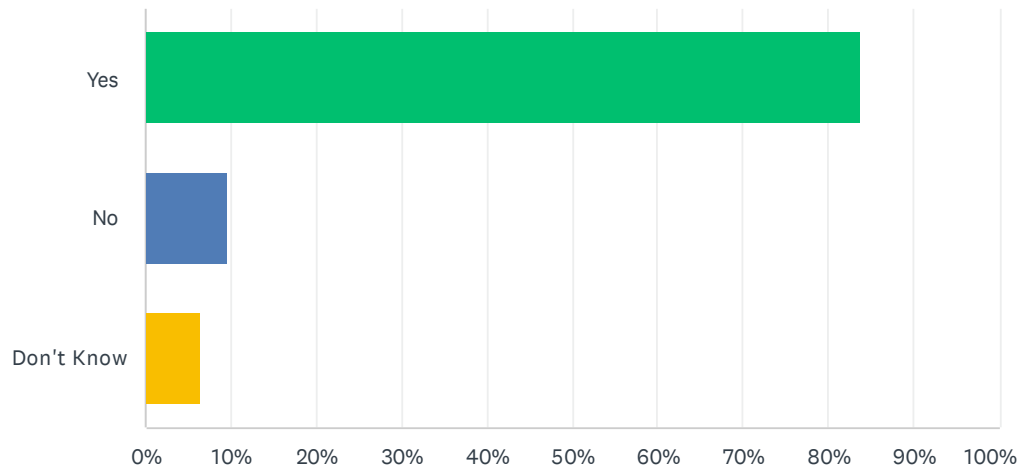


ANSWER CHOICES	RESPONSES	
Man	75.76%	25
Woman	24.24%	8
Transgender	0.00%	0
Gender nonconforming	3.03%	1
Prefer not to say	3.03%	1
A gender not list not here (please specify)	0.00%	0
Total Respondents: 33		

#	A GENDER NOT LIST NOT HERE (PLEASE SPECIFY)	DATE
	There are no responses.	

## Q72 Was the other person an undergraduate student at Rivier University

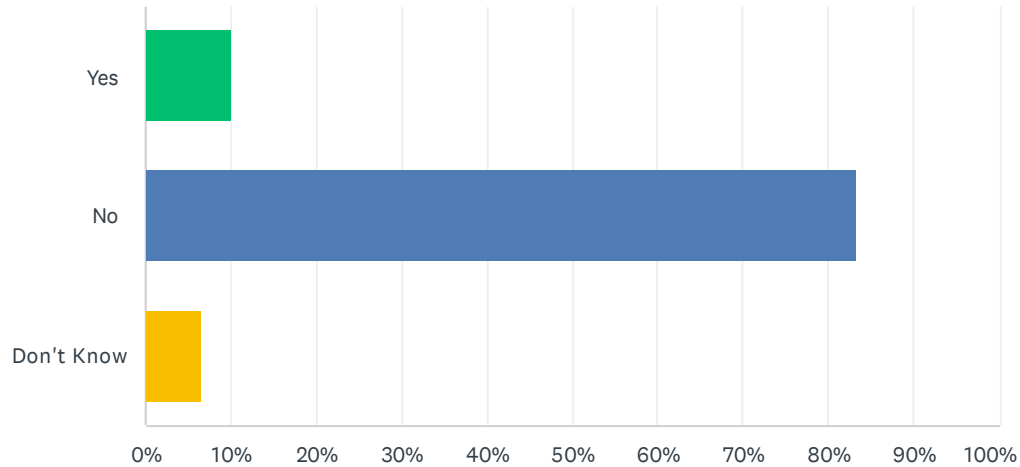
Answered: 31 Skipped: 296



ANSWER CHOICES	RESPONSES	
Yes	83.87%	26
No	9.68%	3
Don't Know	6.45%	2
TOTAL		31

## Q73 Was the other person a graduate or professional student at Rivier University

Answered: 30 Skipped: 297

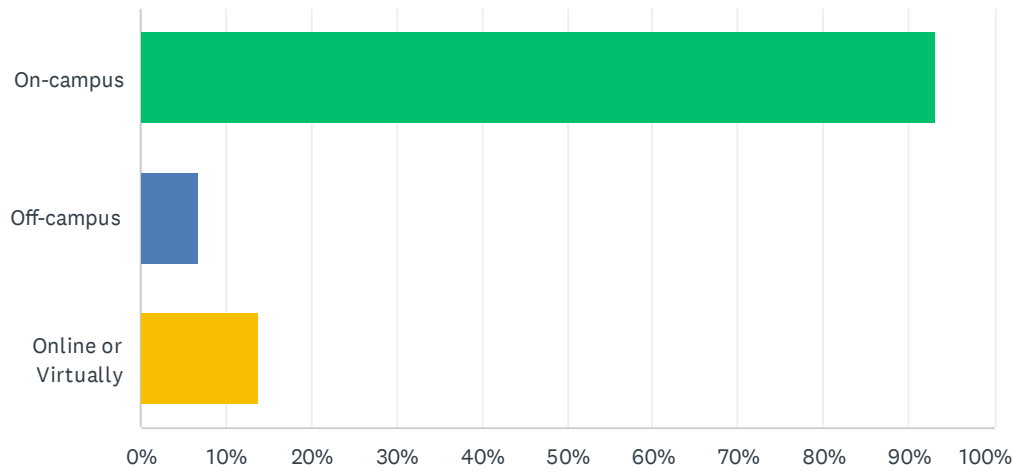


ANSWER CHOICES	RESPONSES	
Yes	10.00%	3
No	83.33%	25
Don't Know	6.67%	2
TOTAL		30



## Q74 Where did this happen?

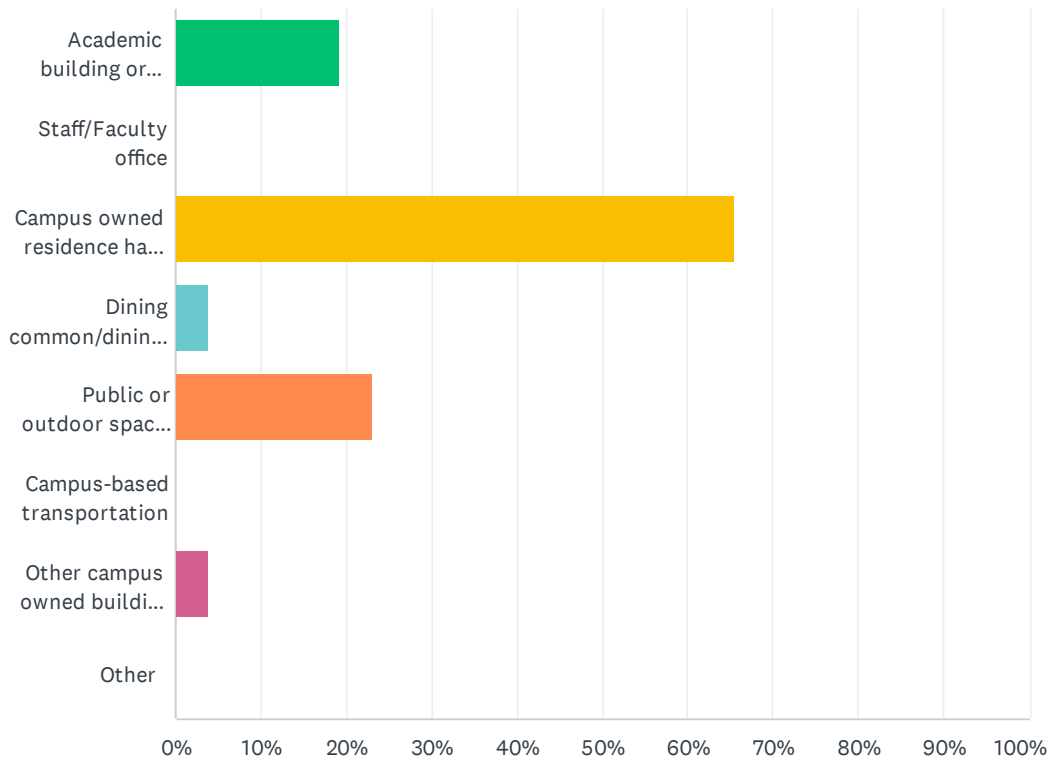
Answered: 29   Skipped: 298



ANSWER CHOICES	RESPONSES	
On-campus	93.10%	27
Off-campus	6.90%	2
Online or Virtually	13.79%	4
Total Respondents: 29		

## Q75 Where did this happen on-campus? (check all that apply)

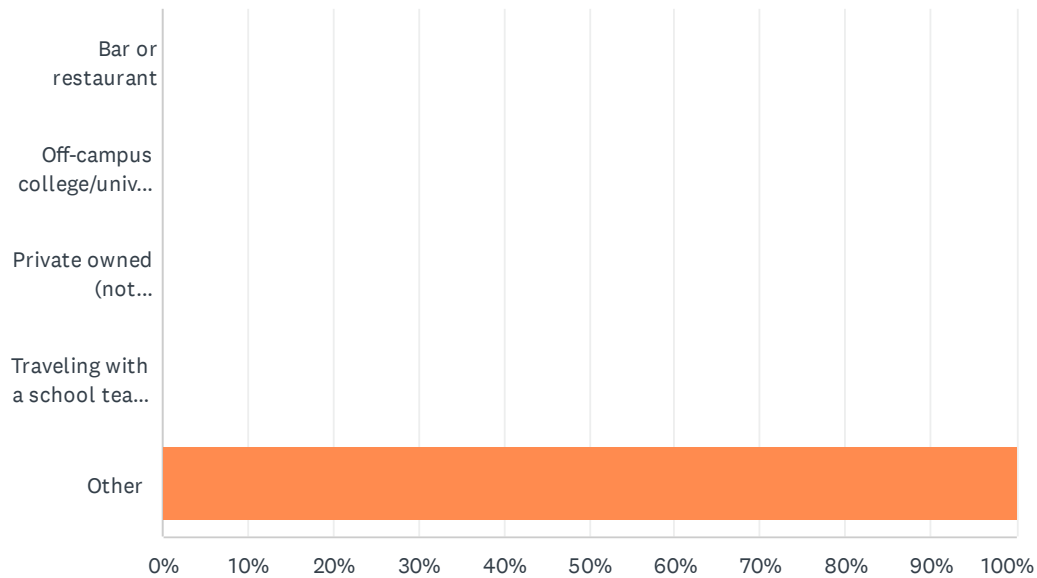
Answered: 26 Skipped: 301



ANSWER CHOICES	RESPONSES	
Academic building or classroom	19.23%	5
Staff/Faculty office	0.00%	0
Campus owned residence hall or apartment	65.38%	17
Dining common/dining hall	3.85%	1
Public or outdoor space on campus	23.08%	6
Campus-based transportation	0.00%	0
Other campus owned building (i.e. gym, student center, sports arena)	3.85%	1
Other	0.00%	0
Total Respondents: 26		

## Q76 Where did this happen off-campus? (check all that apply)

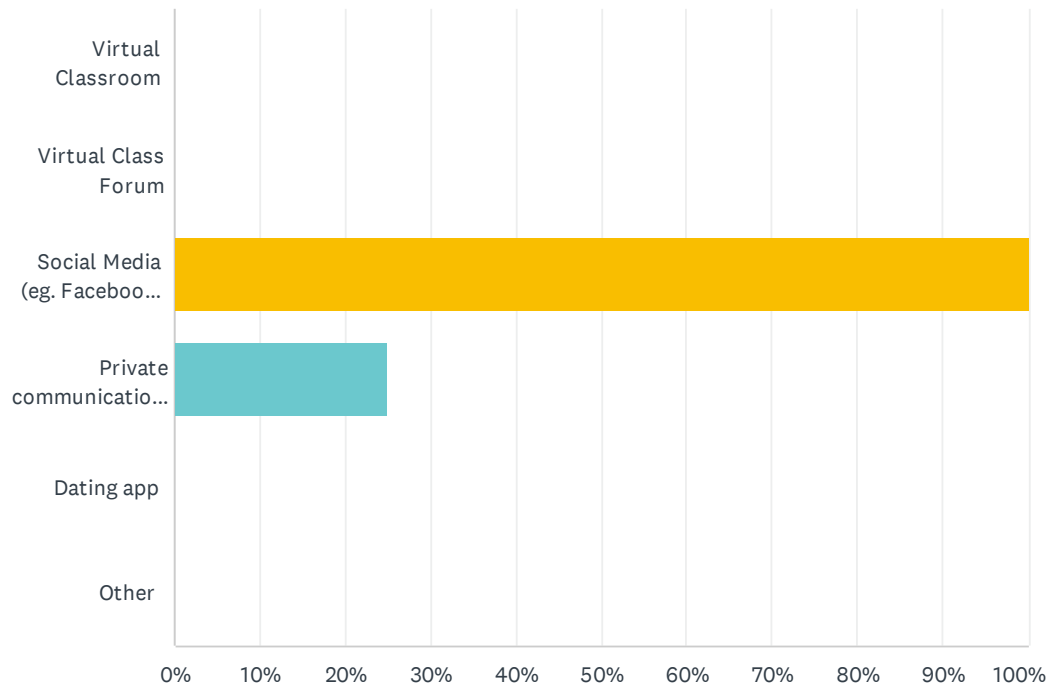
Answered: 2 Skipped: 325



ANSWER CHOICES	RESPONSES	
Bar or restaurant	0.00%	0
Off-campus college/university residence	0.00%	0
Private owned (not campus-owned) housing or apartment complex	0.00%	0
Traveling with a school team, band, or other organization	0.00%	0
Other	100.00%	2
Total Respondents: 2		

## Q77 Where did this happen online or virtually? (check all that apply)

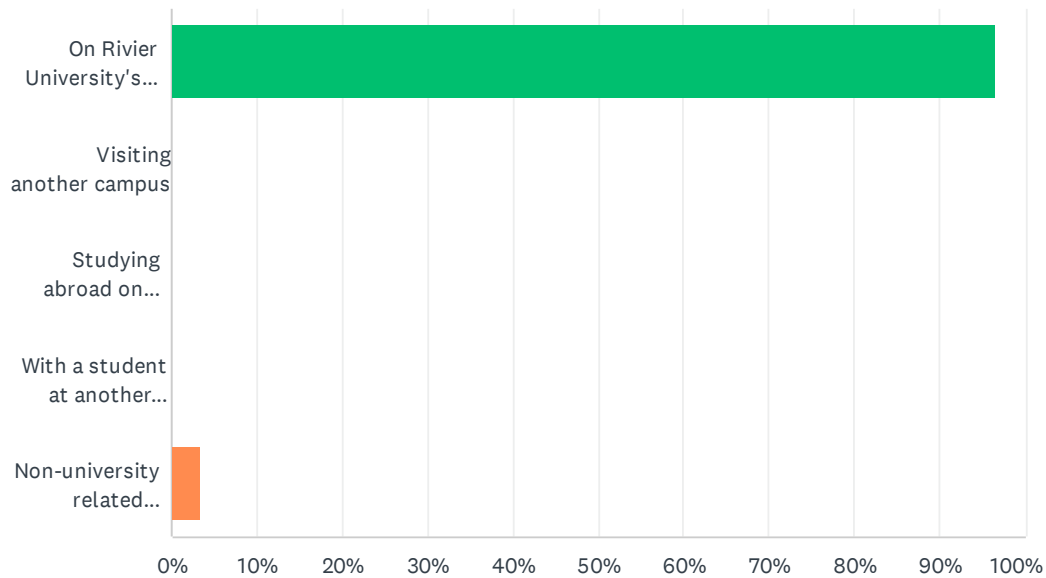
Answered: 4 Skipped: 323



ANSWER CHOICES	RESPONSES	
Virtual Classroom	0.00%	0
Virtual Class Forum	0.00%	0
Social Media (eg. Facebook, Instagram, Snapchat, Twitter, TikTok)	100.00%	4
Private communications (eg texting)	25.00%	1
Dating app	0.00%	0
Other	0.00%	0
Total Respondents: 4		

## Q78 Did this occur:

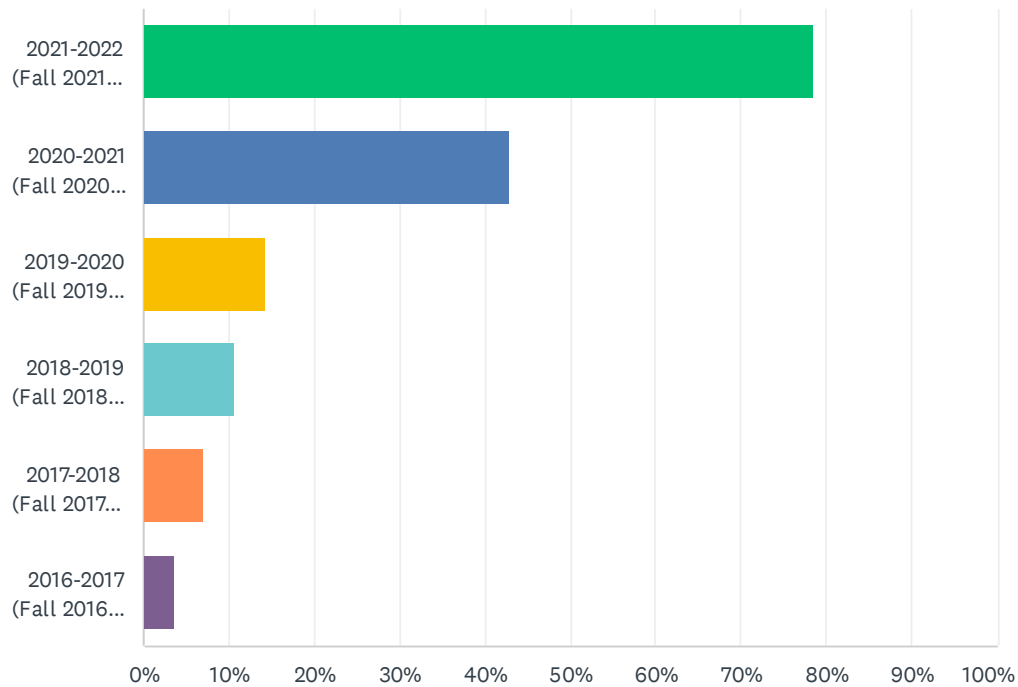
Answered: 29 Skipped: 298



ANSWER CHOICES	RESPONSES	
On Rivier University's campus	96.55%	28
Visiting another campus	0.00%	0
Studying abroad on another campus	0.00%	0
With a student at another institution (i.e. you have transferred institutions since this occurred)	0.00%	0
Non-university related location(s)	3.45%	1
<b>TOTAL</b>		<b>29</b>

## Q79 During what academic year did the incident(s) occur?

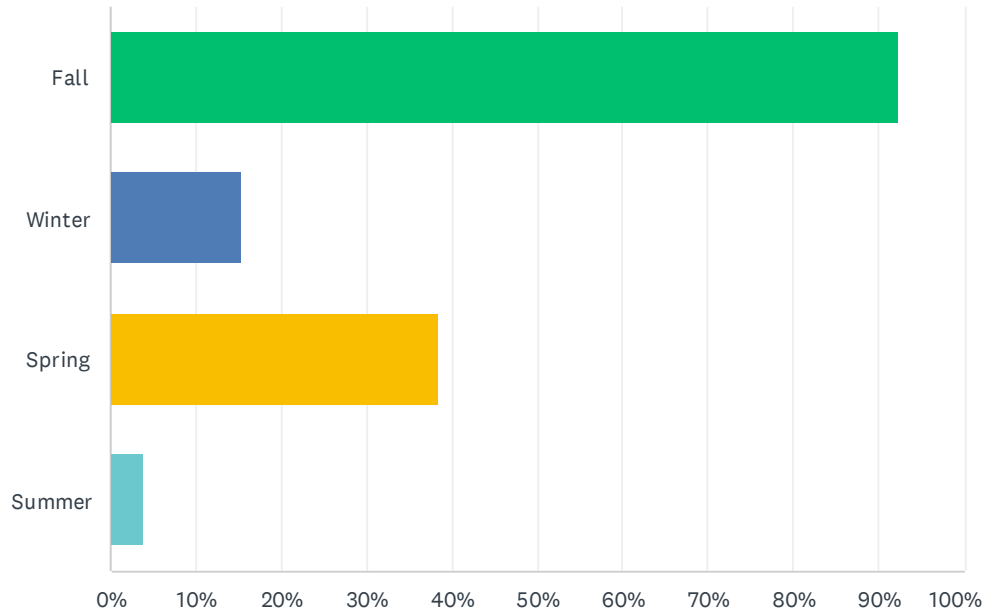
Answered: 28   Skipped: 299



ANSWER CHOICES	RESPONSES	
2021-2022 (Fall 2021 through present)	78.57%	22
2020-2021 (Fall 2020 through Summer 2021)	42.86%	12
2019-2020 (Fall 2019 through Summer 2020)	14.29%	4
2018-2019 (Fall 2018 through Summer 2019)	10.71%	3
2017-2018 (Fall 2017 through Summer 2018)	7.14%	2
2016-2017 (Fall 2016 through Summer 2017)	3.57%	1
Total Respondents: 28		

## Q80 During what semester or term did the incident(s) occur? (check all that apply)

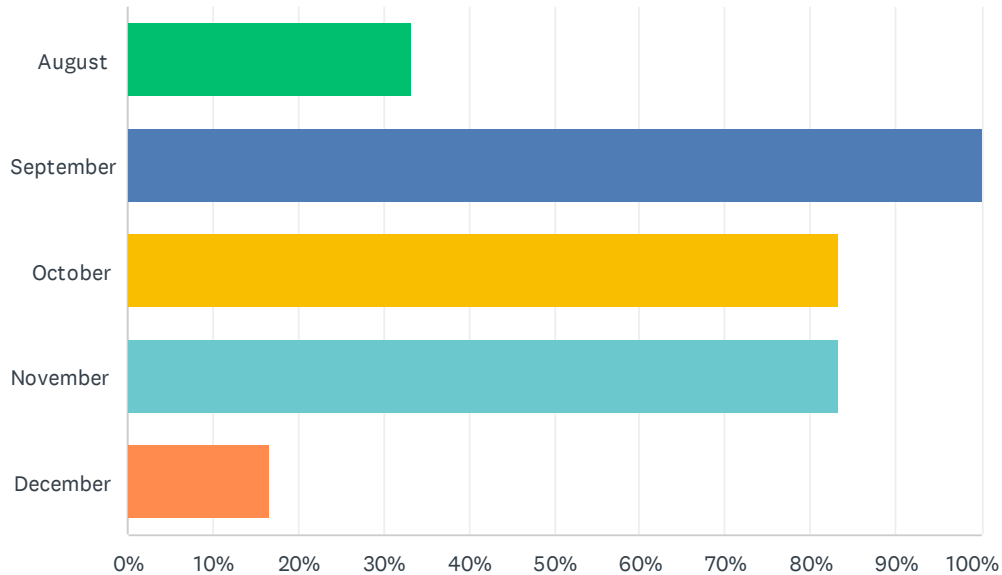
Answered: 26 Skipped: 301



ANSWER CHOICES	RESPONSES	
Fall	92.31%	24
Winter	15.38%	4
Spring	38.46%	10
Summer	3.85%	1
Total Respondents: 26		

## Q81 Fall - During which month(s) did incidents occur? (check all that apply)

Answered: 6   Skipped: 321

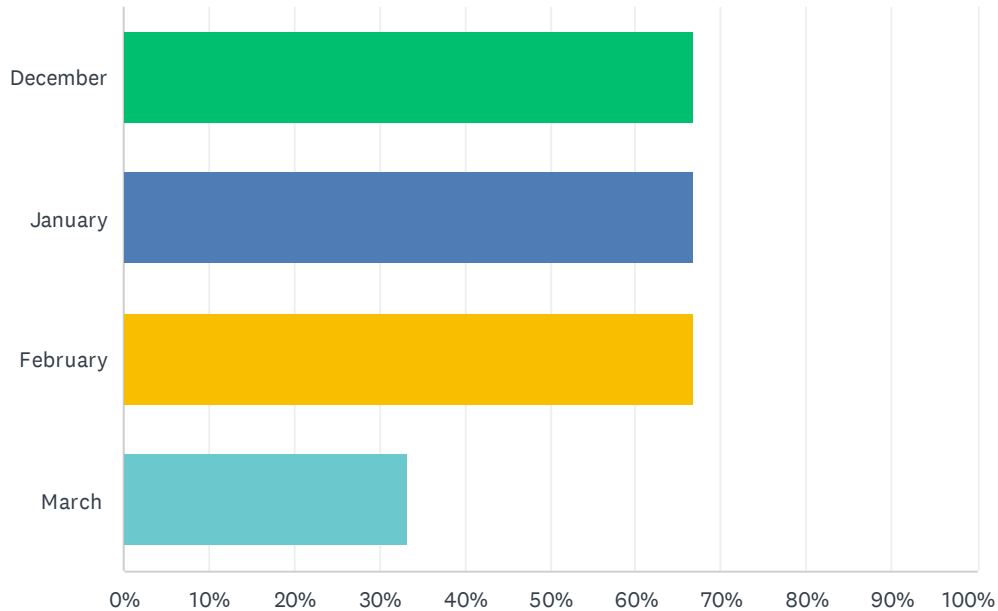


ANSWER CHOICES	RESPONSES	
August	33.33%	2
September	100.00%	6
October	83.33%	5
November	83.33%	5
December	16.67%	1
Total Respondents: 6		



## Q82 Winter - During which month(s) did incidents occur? (check all that apply)

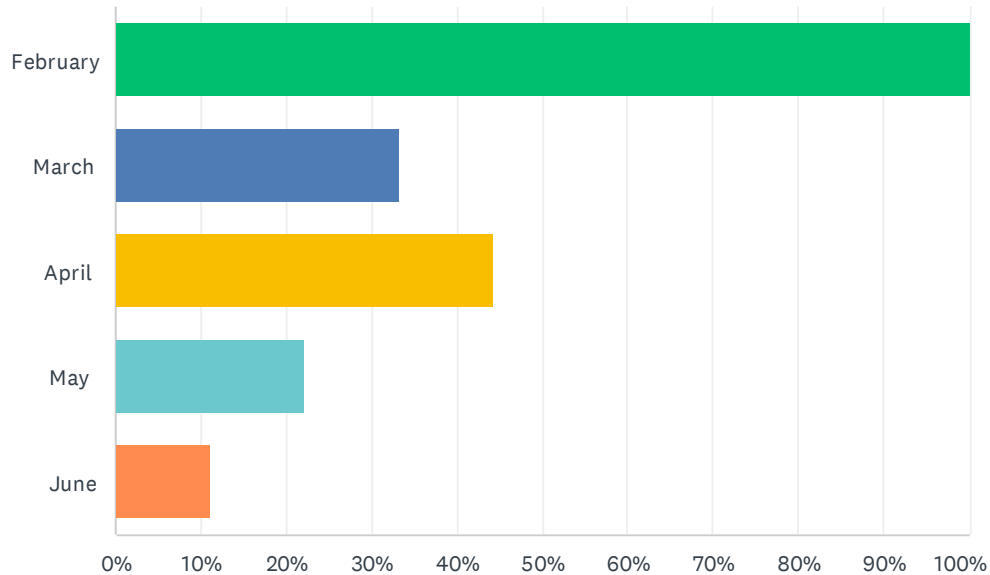
Answered: 3   Skipped: 324



ANSWER CHOICES	RESPONSES	
December	66.67%	2
January	66.67%	2
February	66.67%	2
March	33.33%	1
Total Respondents: 3		

## Q83 Spring - During which month(s) did incidents occur? (check all that apply)

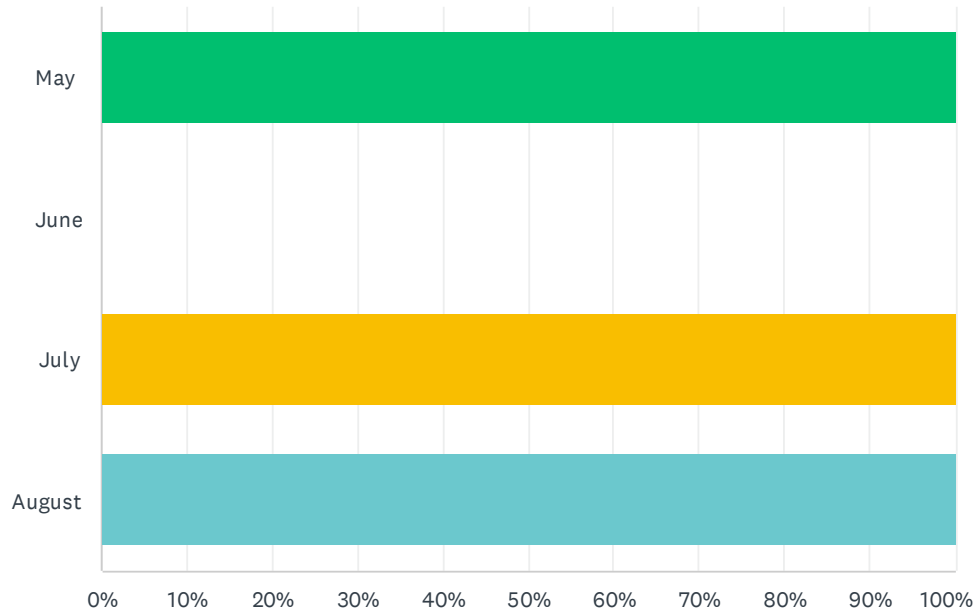
Answered: 9   Skipped: 318



ANSWER CHOICES	RESPONSES	
February	100.00%	9
March	33.33%	3
April	44.44%	4
May	22.22%	2
June	11.11%	1
Total Respondents: 9		

## Q84 Summer - During which month(s) did incidents occur? (Check all that apply)

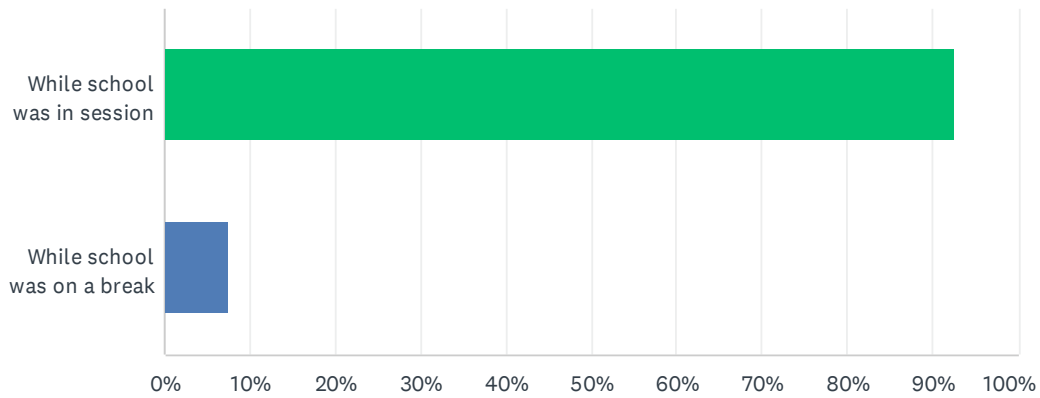
Answered: 1   Skipped: 326



ANSWER CHOICES	RESPONSES	
May	100.00%	1
June	0.00%	0
July	100.00%	1
August	100.00%	1
Total Respondents: 1		

## Q85 When did this occur?

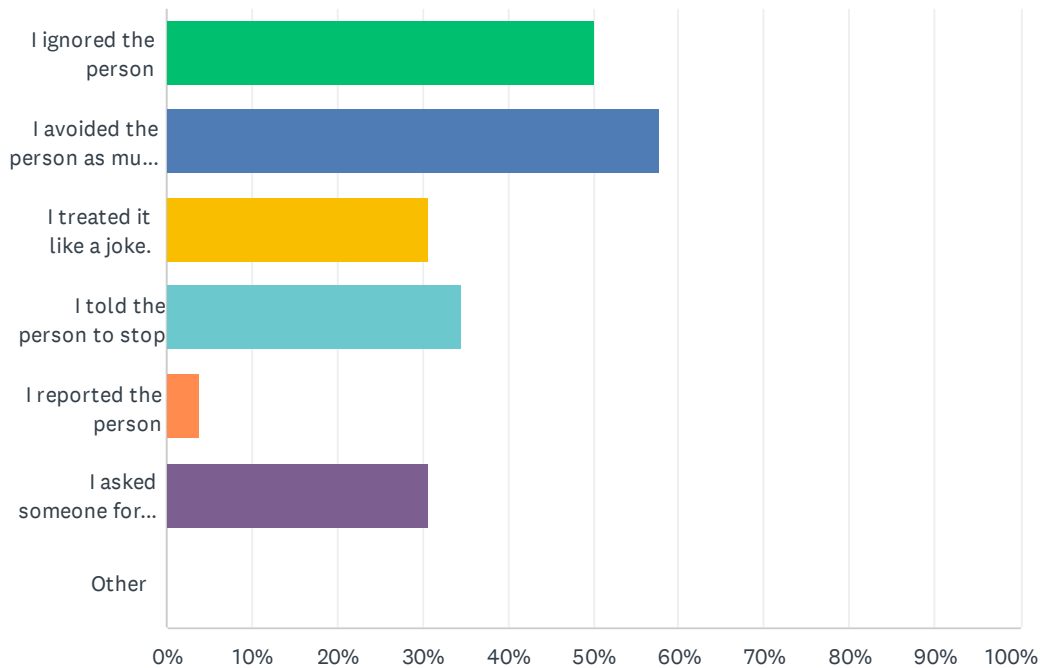
Answered: 27 Skipped: 300



ANSWER CHOICES	RESPONSES	
While school was in session	92.59%	25
While school was on a break	7.41%	2
TOTAL		27

## Q86 Please tell us how you reacted to the situation (check all that apply)

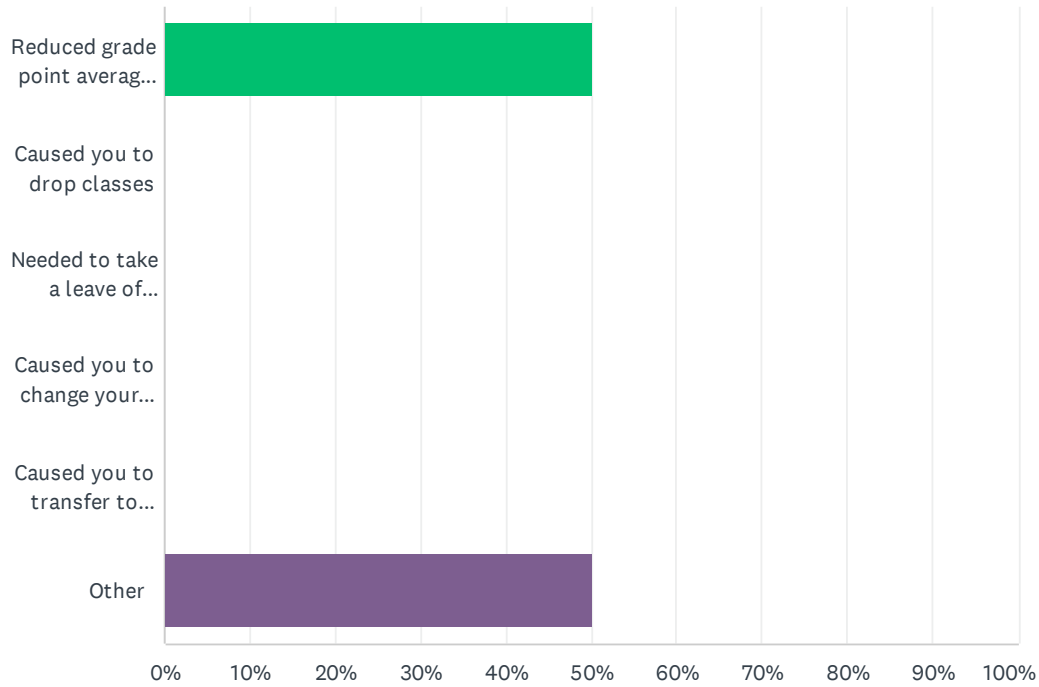
Answered: 26 Skipped: 301



ANSWER CHOICES	RESPONSES	
I ignored the person	50.00%	13
I avoided the person as much as possible.	57.69%	15
I treated it like a joke.	30.77%	8
I told the person to stop	34.62%	9
I reported the person	3.85%	1
I asked someone for advice and/or support	30.77%	8
Other	0.00%	0
Total Respondents: 26		

## Q87 Did the situation impact your academic performance in any of the following ways? (check all that apply):

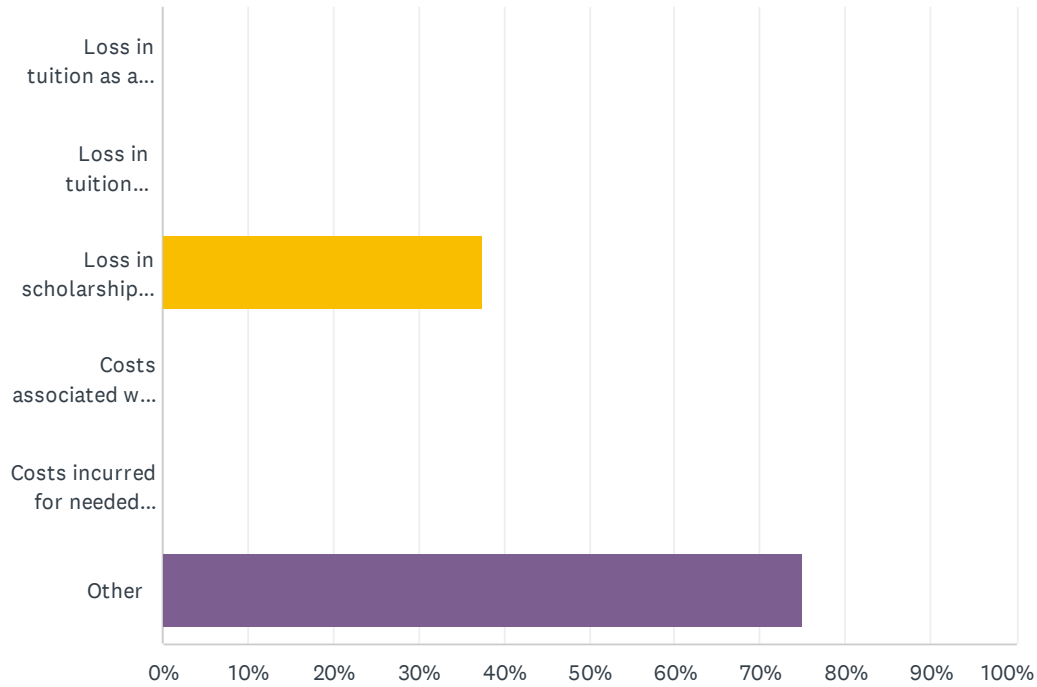
Answered: 12 Skipped: 315



ANSWER CHOICES	RESPONSES	
Reduced grade point average (GPA)	50.00%	6
Caused you to drop classes	0.00%	0
Needed to take a leave of absence from your education	0.00%	0
Caused you to change your major	0.00%	0
Caused you to transfer to another institution	0.00%	0
Other	50.00%	6
Total Respondents: 12		

## Q88 Did the situation have negative financial impacts on your academic career? (check all that apply):

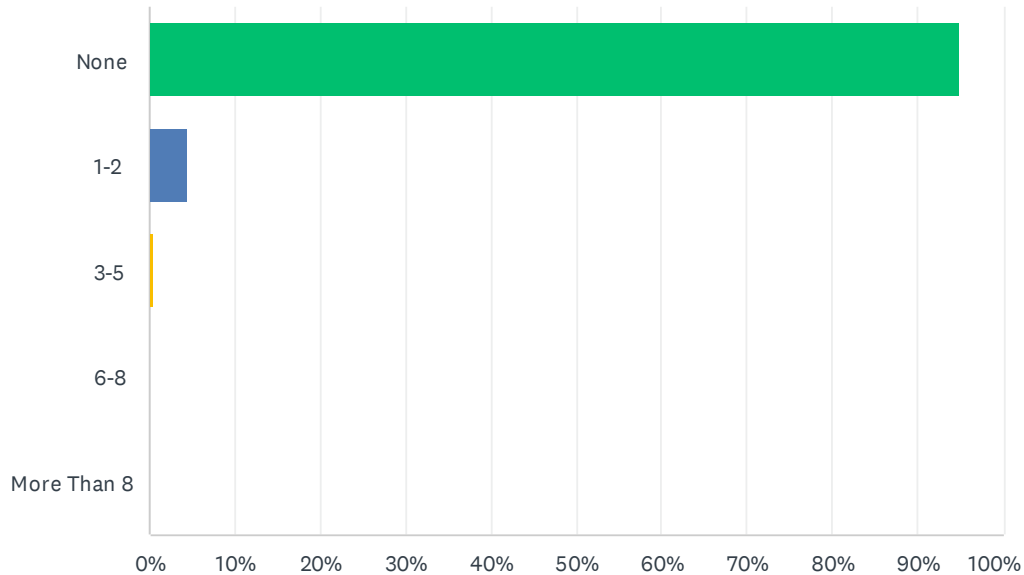
Answered: 8 Skipped: 319



ANSWER CHOICES	RESPONSES	
Loss in tuition as a result of dropping classes	0.00%	0
Loss in tuition resulting from an unplanned leave of absence	0.00%	0
Loss in scholarship award due to diminished grades as a result of the sexual violence	37.50%	3
Costs associated with unexpected need to change housing	0.00%	0
Costs incurred for needed physical and mental health services resulting from the sexual violence	0.00%	0
Other	75.00%	6
Total Respondents: 8		

## Q89 Watched or followed you from a distance, or spied on you with a listening device, camera, or GPS [global positioning system]?

Answered: 219 Skipped: 108

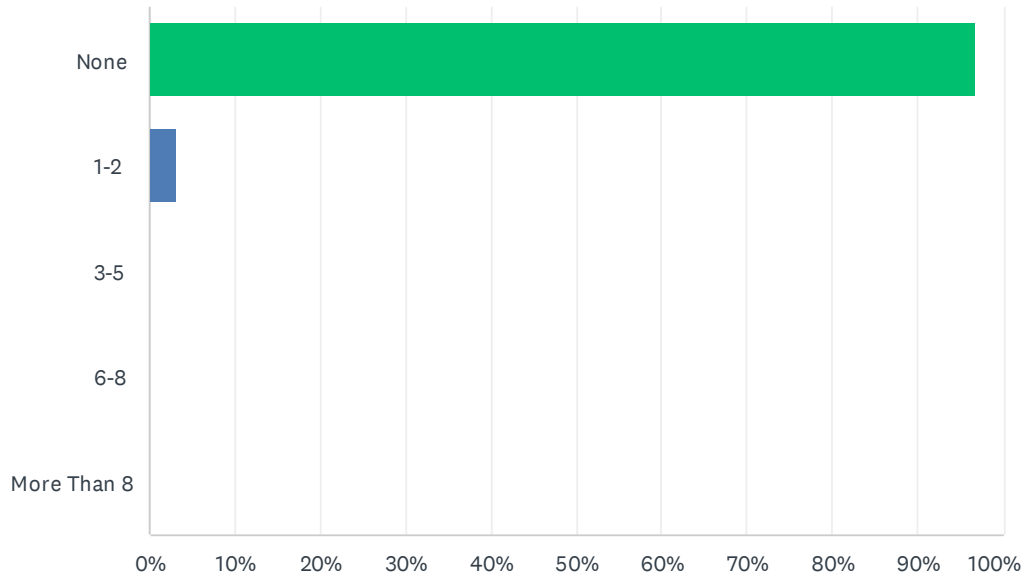


ANSWER CHOICES	RESPONSES	
None	94.98%	208
1-2	4.57%	10
3-5	0.46%	1
6-8	0.00%	0
More Than 8	0.00%	0
TOTAL		219



## Q90 Approached you or showed up in places, such as your home, workplace, or school when you didn't want them to be there?

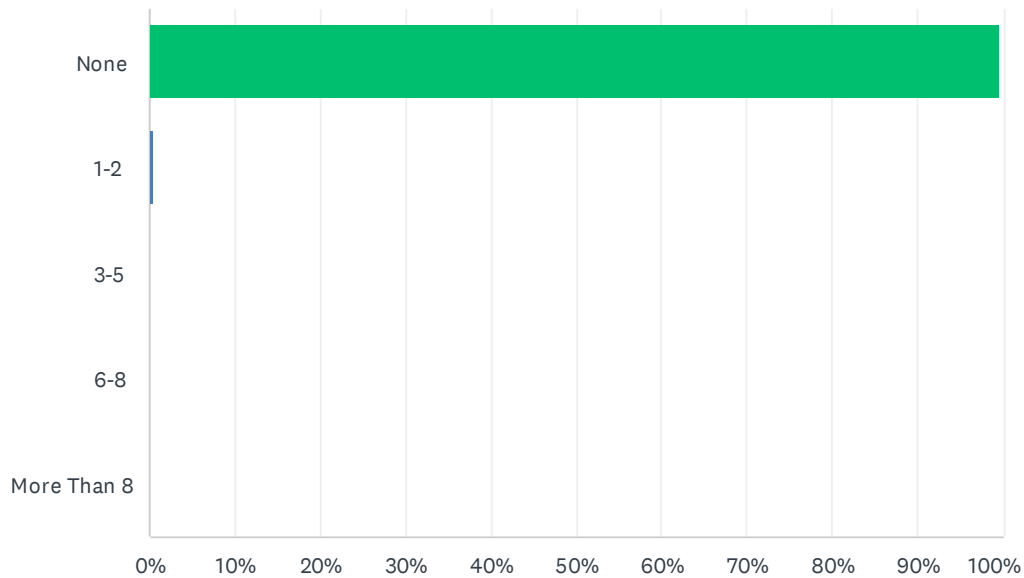
Answered: 218 Skipped: 109



ANSWER CHOICES	RESPONSES	
None	96.79%	211
1-2	3.21%	7
3-5	0.00%	0
6-8	0.00%	0
More Than 8	0.00%	0
TOTAL		218

## Q91 Left strange or potentially threatening items for you to find?

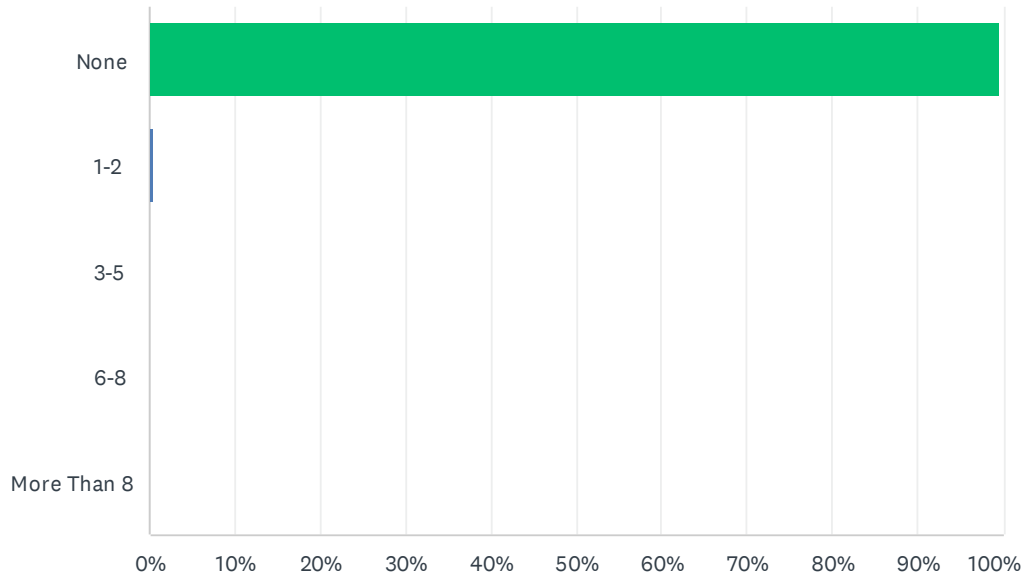
Answered: 218 Skipped: 109



ANSWER CHOICES	RESPONSES	
None	99.54%	217
1-2	0.46%	1
3-5	0.00%	0
6-8	0.00%	0
More Than 8	0.00%	0
<b>TOTAL</b>		<b>218</b>

## Q92 Snuck into your home or car and did things to scare you by letting you know they had been there?

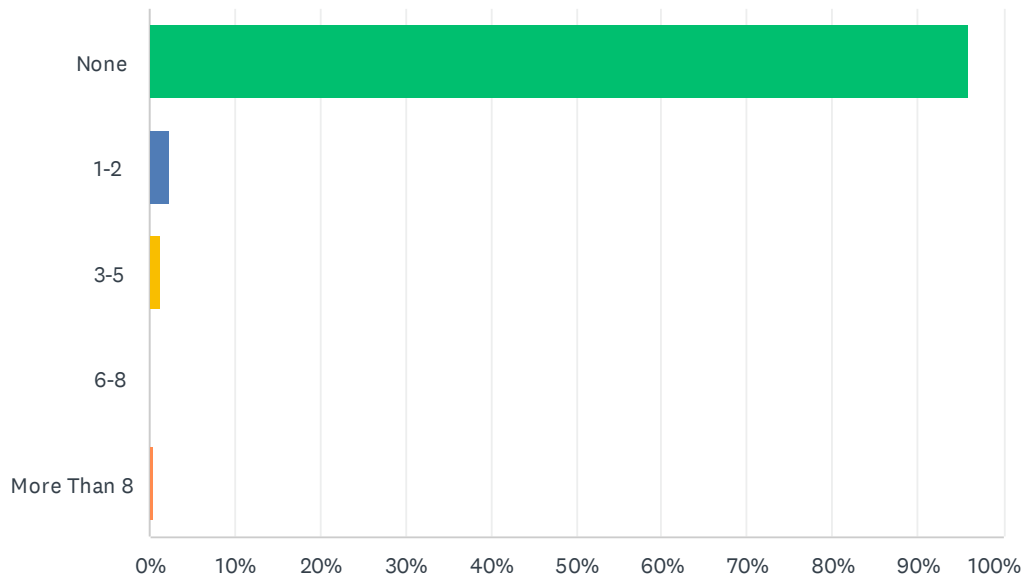
Answered: 219   Skipped: 108



ANSWER CHOICES	RESPONSES	
None	99.54%	218
1-2	0.46%	1
3-5	0.00%	0
6-8	0.00%	0
More Than 8	0.00%	0
TOTAL		219

## Q93 Left you unwanted messages (including text or voice messages)?

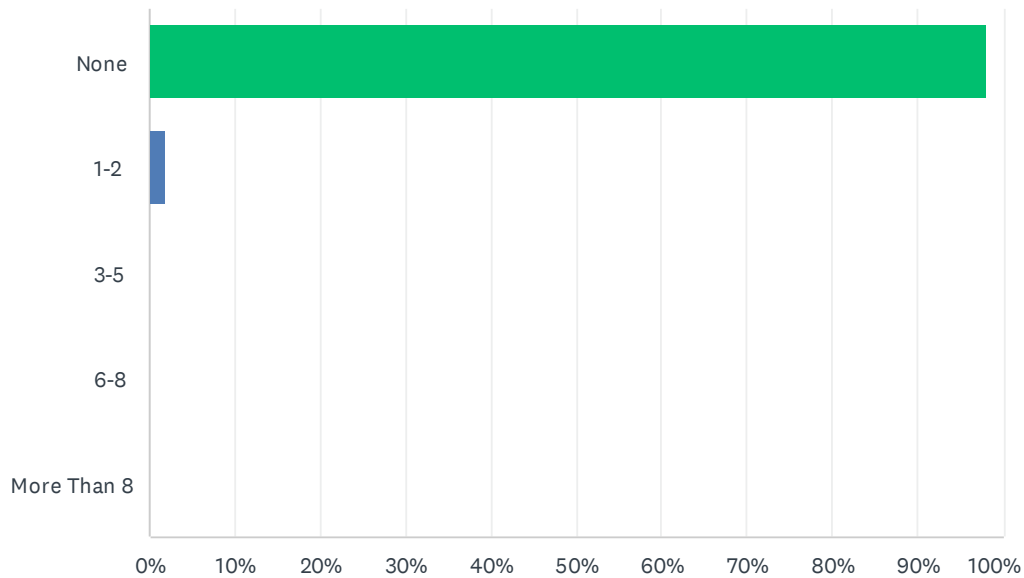
Answered: 219 Skipped: 108



ANSWER CHOICES	RESPONSES	
None	95.89%	210
1-2	2.28%	5
3-5	1.37%	3
6-8	0.00%	0
More Than 8	0.46%	1
TOTAL		219

## Q94 Made unwanted phone calls to you (including hang up calls)?

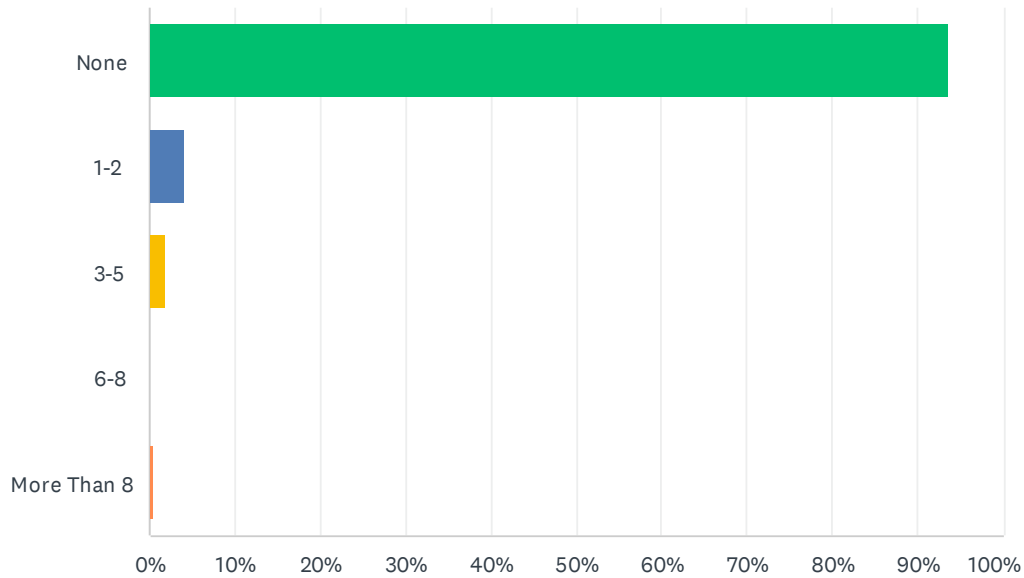
Answered: 218 Skipped: 109



ANSWER CHOICES	RESPONSES	
None	98.17%	214
1-2	1.83%	4
3-5	0.00%	0
6-8	0.00%	0
More Than 8	0.00%	0
TOTAL		218

# Q95 Sent you unwanted emails, instant messages, or sent messages through social media apps such as Facebook, Instagram, Snapchat, Twitter, TikTok, etc.?

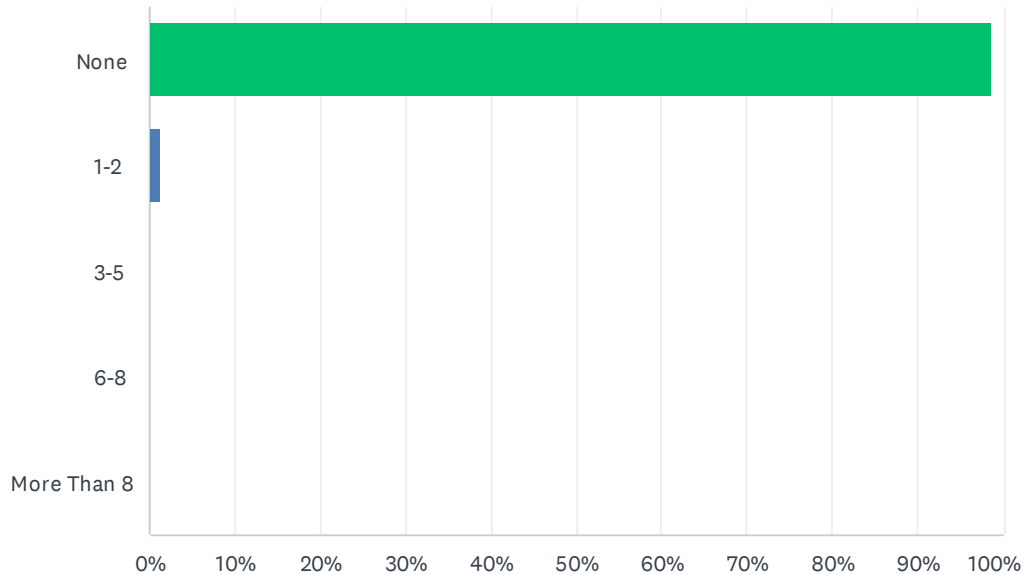
Answered: 219 Skipped: 108



ANSWER CHOICES	RESPONSES	
None	93.61%	205
1-2	4.11%	9
3-5	1.83%	4
6-8	0.00%	0
More Than 8	0.46%	1
TOTAL		219

## Q96 Left you cards, letters, flowers, or presents when they knew you didn't want them to?

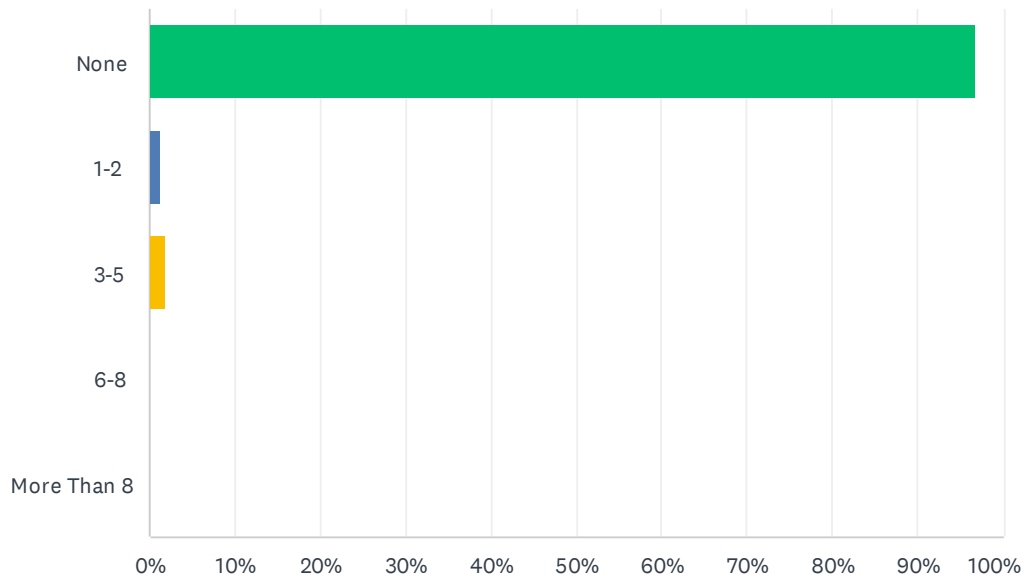
Answered: 219   Skipped: 108



ANSWER CHOICES	RESPONSES	
None	98.63%	216
1-2	1.37%	3
3-5	0.00%	0
6-8	0.00%	0
More Than 8	0.00%	0
TOTAL		219

## Q97 Made rude or mean comments to you online?

Answered: 219   Skipped: 108

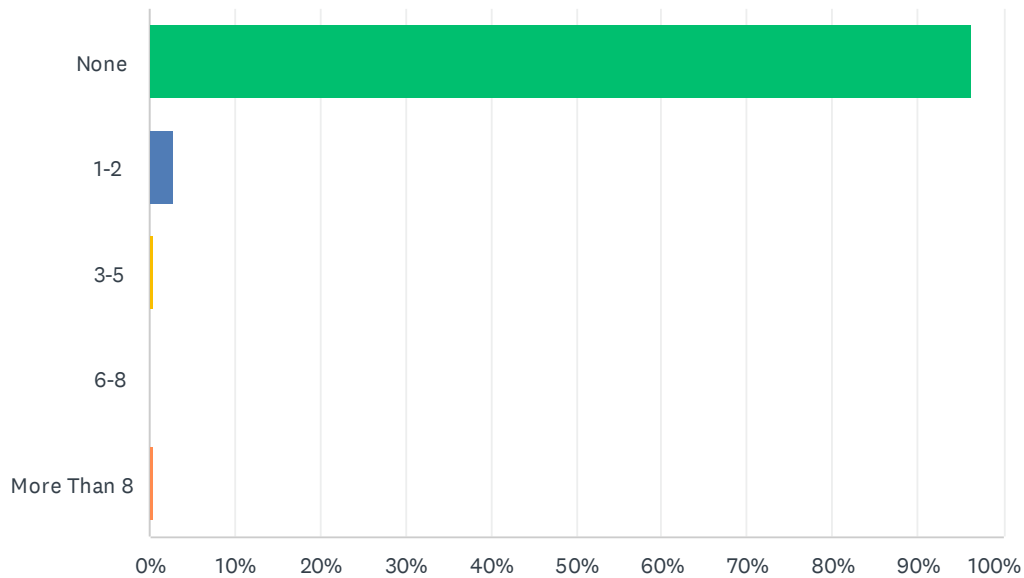


ANSWER CHOICES	RESPONSES	
None	96.80%	212
1-2	1.37%	3
3-5	1.83%	4
6-8	0.00%	0
More Than 8	0.00%	0
<b>TOTAL</b>		<b>219</b>



## Q98 Spread rumors about you online, whether they were true or not?

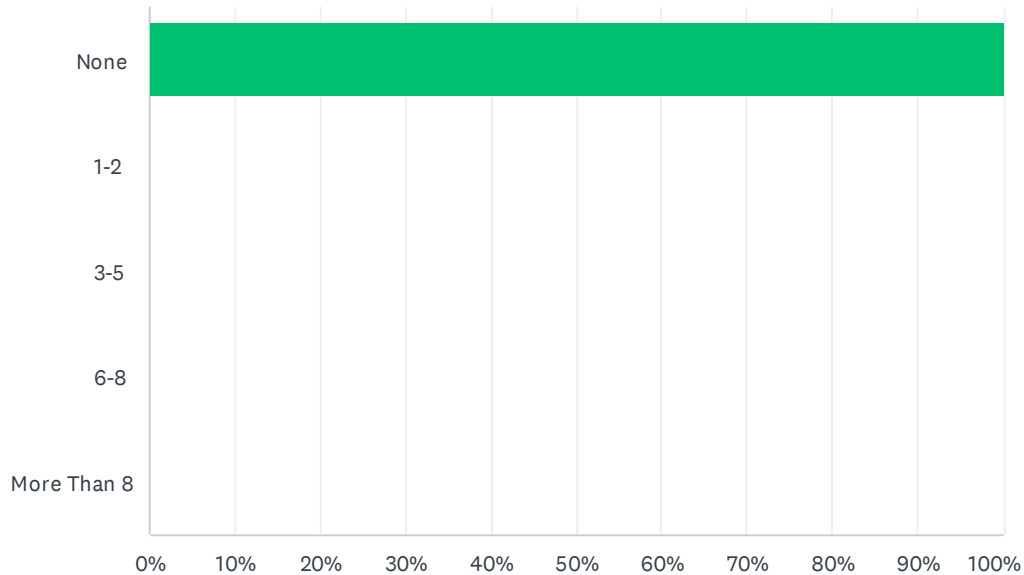
Answered: 219   Skipped: 108



ANSWER CHOICES	RESPONSES	
None	96.35%	211
1-2	2.74%	6
3-5	0.46%	1
6-8	0.00%	0
More Than 8	0.46%	1
<b>TOTAL</b>		<b>219</b>

## Q99 Used coercion, threats, or intimidation to gain access to your phone, email, or other accounts.

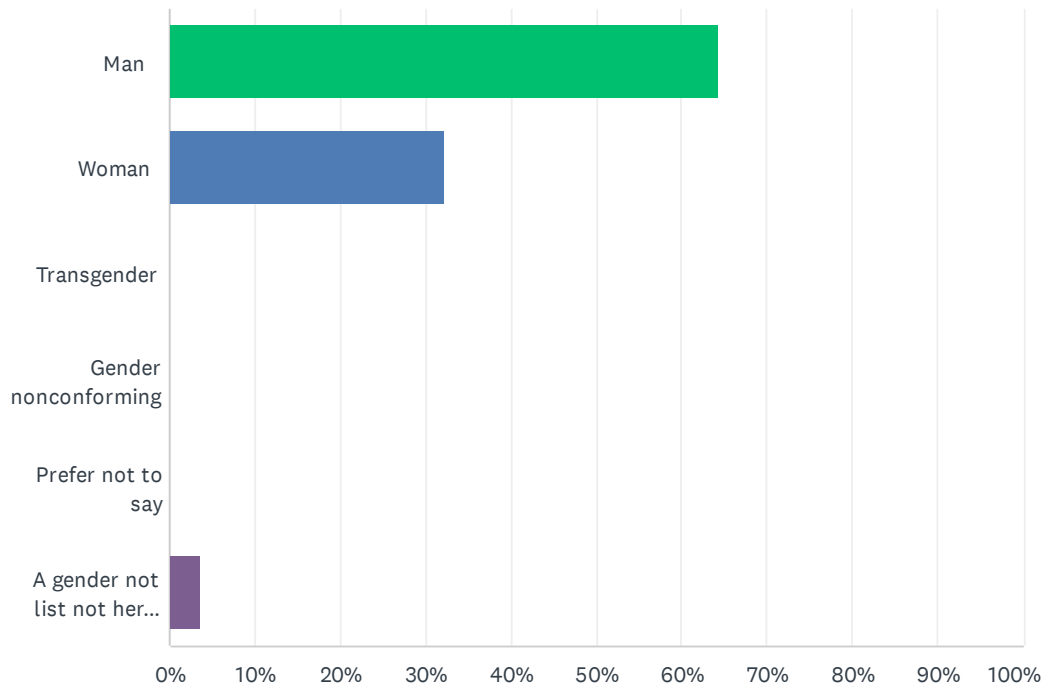
Answered: 219 Skipped: 108



ANSWER CHOICES	RESPONSES	
None	100.00%	219
1-2	0.00%	0
3-5	0.00%	0
6-8	0.00%	0
More Than 8	0.00%	0
TOTAL		219

## Q100 The other person was a: (check all that apply)

Answered: 28 Skipped: 299

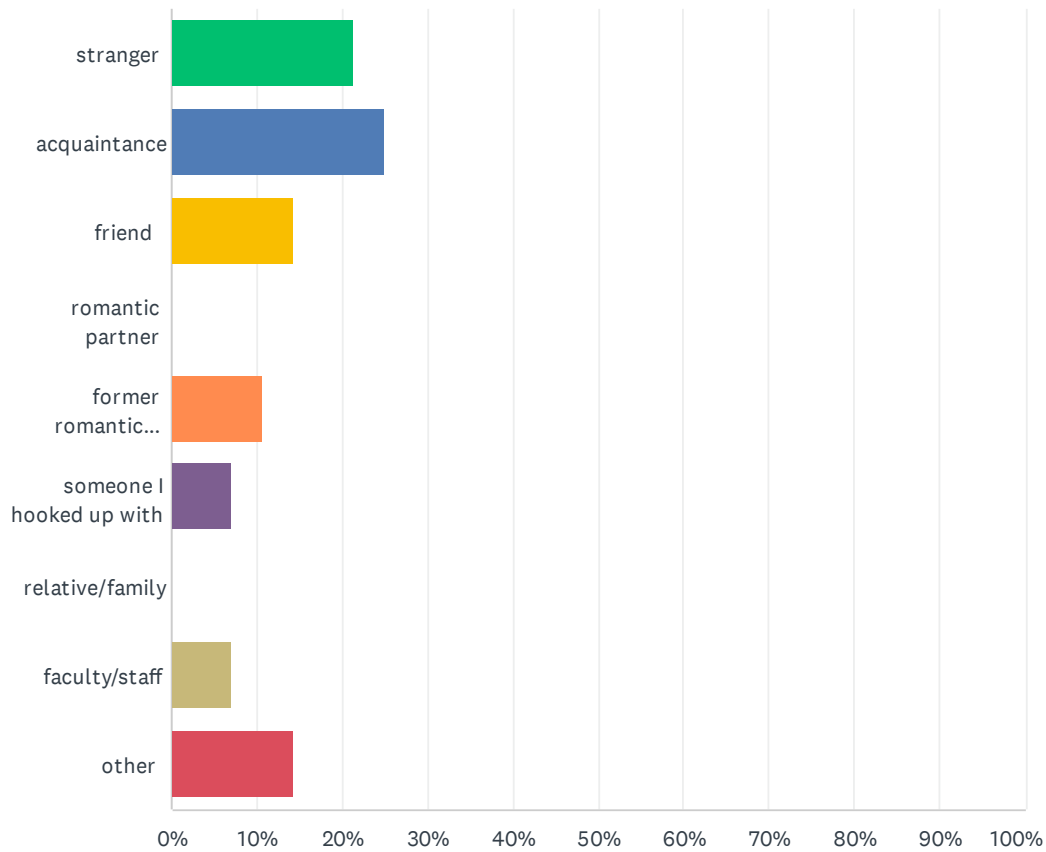


ANSWER CHOICES	RESPONSES	
Man	64.29%	18
Woman	32.14%	9
Transgender	0.00%	0
Gender nonconforming	0.00%	0
Prefer not to say	0.00%	0
A gender not list not here (write-in)	3.57%	1
TOTAL		28

#	A GENDER NOT LIST NOT HERE (WRITE-IN)	DATE
1	no one	2/16/2022 6:34 PM

## Q101 What was your relationship to the other person?

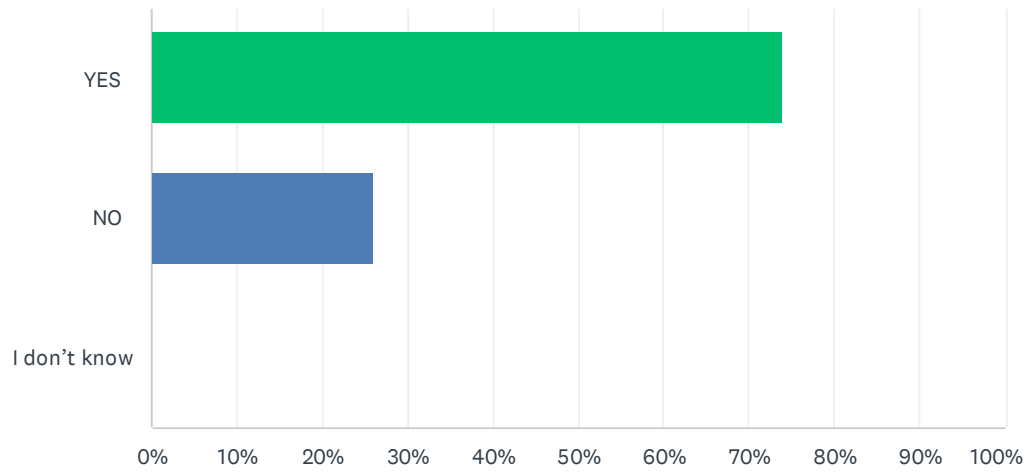
Answered: 28   Skipped: 299



ANSWER CHOICES	RESPONSES	
stranger	21.43%	6
acquaintance	25.00%	7
friend	14.29%	4
romantic partner	0.00%	0
former romantic partner	10.71%	3
someone I hooked up with	7.14%	2
relative/family	0.00%	0
faculty/staff	7.14%	2
other	14.29%	4
<b>TOTAL</b>		<b>28</b>

## Q102 Was the other person a student at Rivier University?

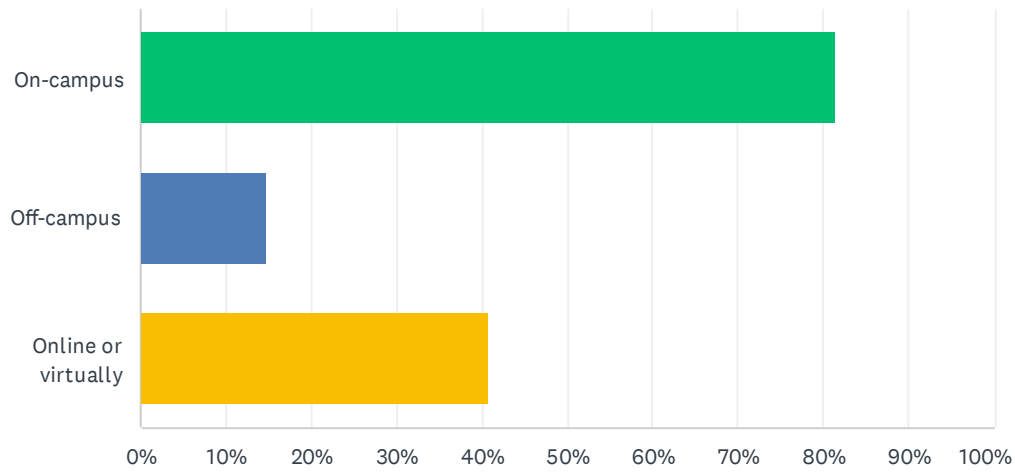
Answered: 27 Skipped: 300



ANSWER CHOICES	RESPONSES	
YES	74.07%	20
NO	25.93%	7
I don't know	0.00%	0
TOTAL		27

## Q103 Where did this happen? (check all that apply)

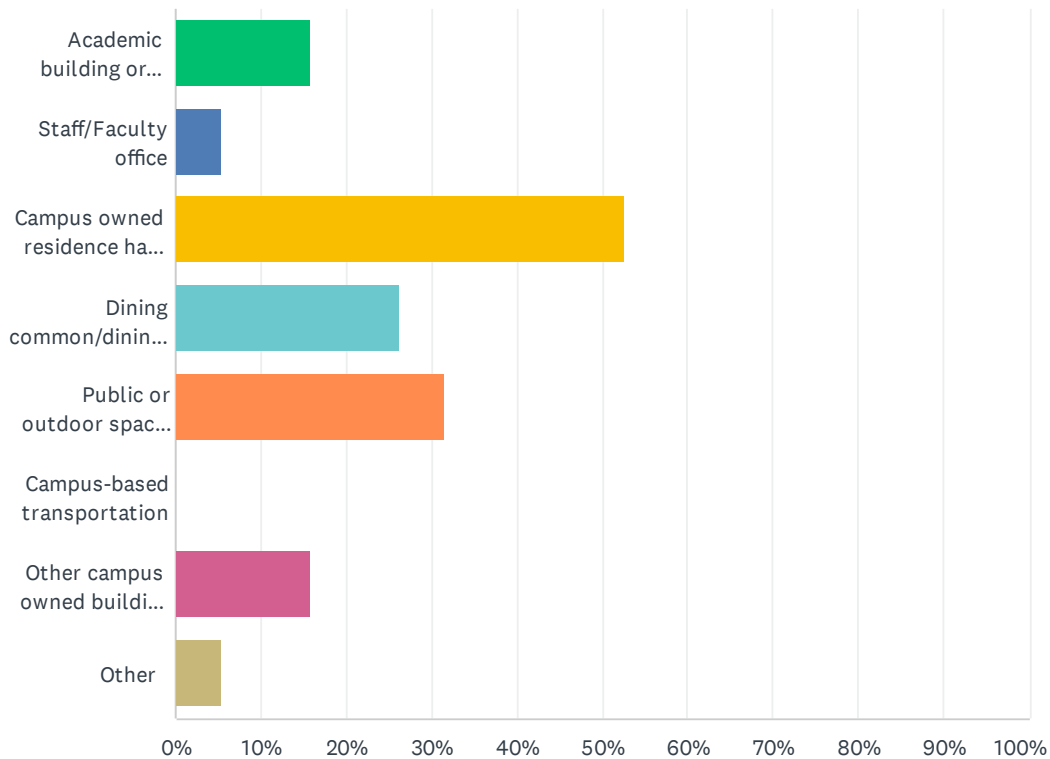
Answered: 27 Skipped: 300



ANSWER CHOICES	RESPONSES	
On-campus	81.48%	22
Off-campus	14.81%	4
Online or virtually	40.74%	11
Total Respondents: 27		

## Q104 Where did this happen on-campus? (check all that apply)

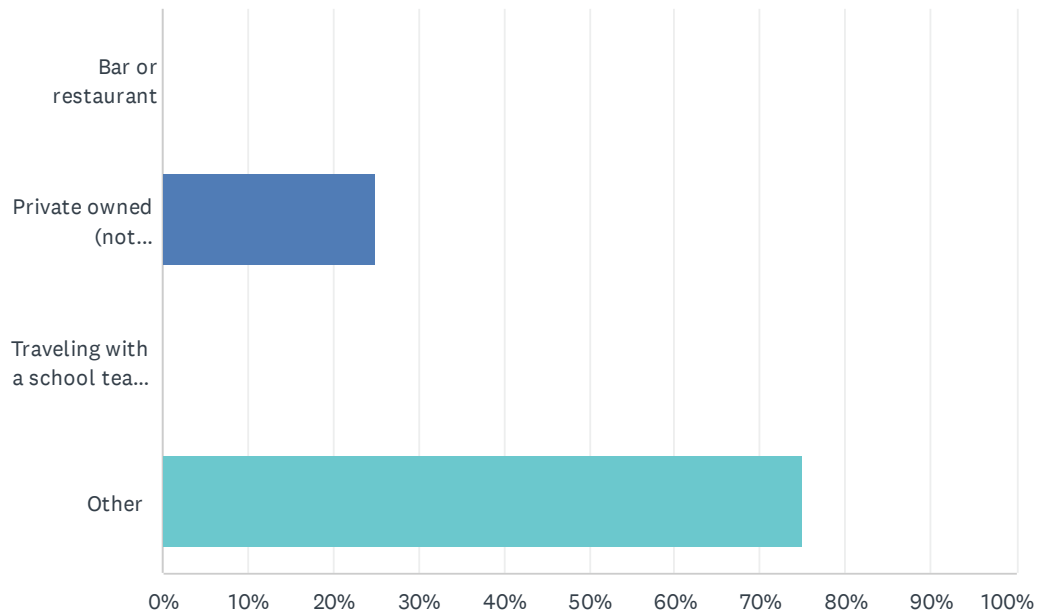
Answered: 19 Skipped: 308



ANSWER CHOICES	RESPONSES	
Academic building or classroom	15.79%	3
Staff/Faculty office	5.26%	1
Campus owned residence hall or apartment	52.63%	10
Dining common/dining hall	26.32%	5
Public or outdoor space on campus	31.58%	6
Campus-based transportation	0.00%	0
Other campus owned building (i.e. gym, student center, sports arena)	15.79%	3
Other	5.26%	1
Total Respondents: 19		

## Q105 Where did this happen off-campus? (check all that apply)

Answered: 4   Skipped: 323

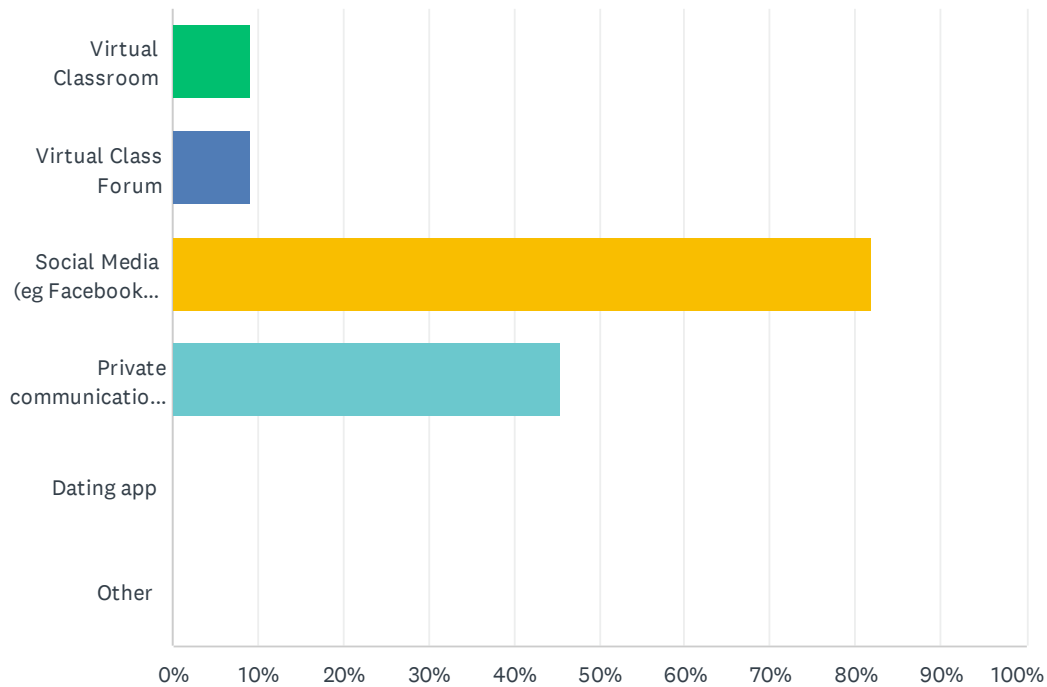


ANSWER CHOICES	RESPONSES	
Bar or restaurant	0.00%	0
Private owned (not campus-owned) housing or apartment complex	25.00%	1
Traveling with a school team, band, or other organization	0.00%	0
Other	75.00%	3
Total Respondents: 4		



## Q106 Where did this happen online or virtually? (check all that apply)

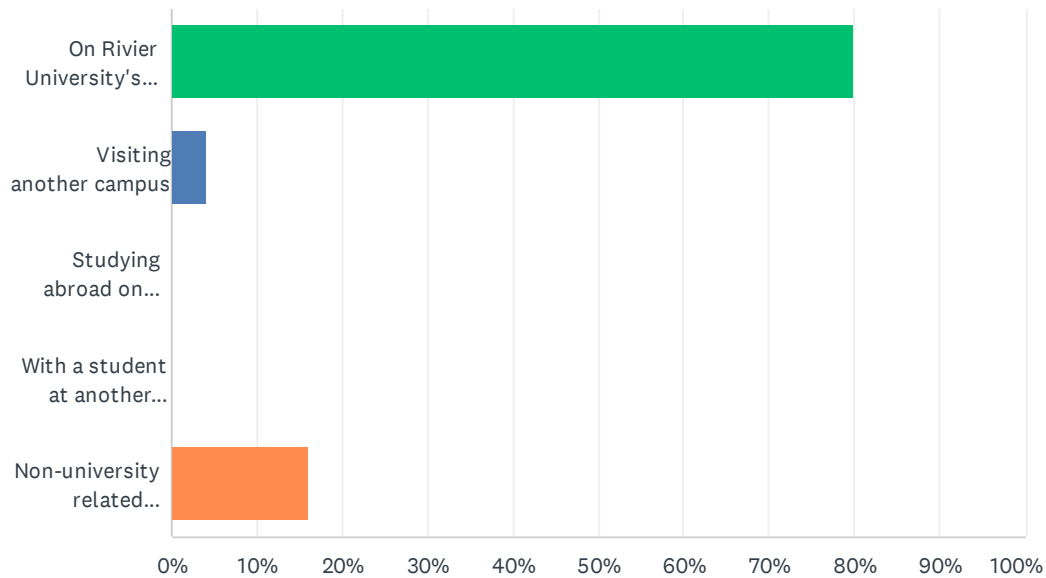
Answered: 11 Skipped: 316



ANSWER CHOICES	RESPONSES	
Virtual Classroom	9.09%	1
Virtual Class Forum	9.09%	1
Social Media (eg Facebook, Instagram, Snapchat, Twitter, TikTok)	81.82%	9
Private communications (eg texting)	45.45%	5
Dating app	0.00%	0
Other	0.00%	0
Total Respondents: 11		

## Q107 4d. Did this occur:

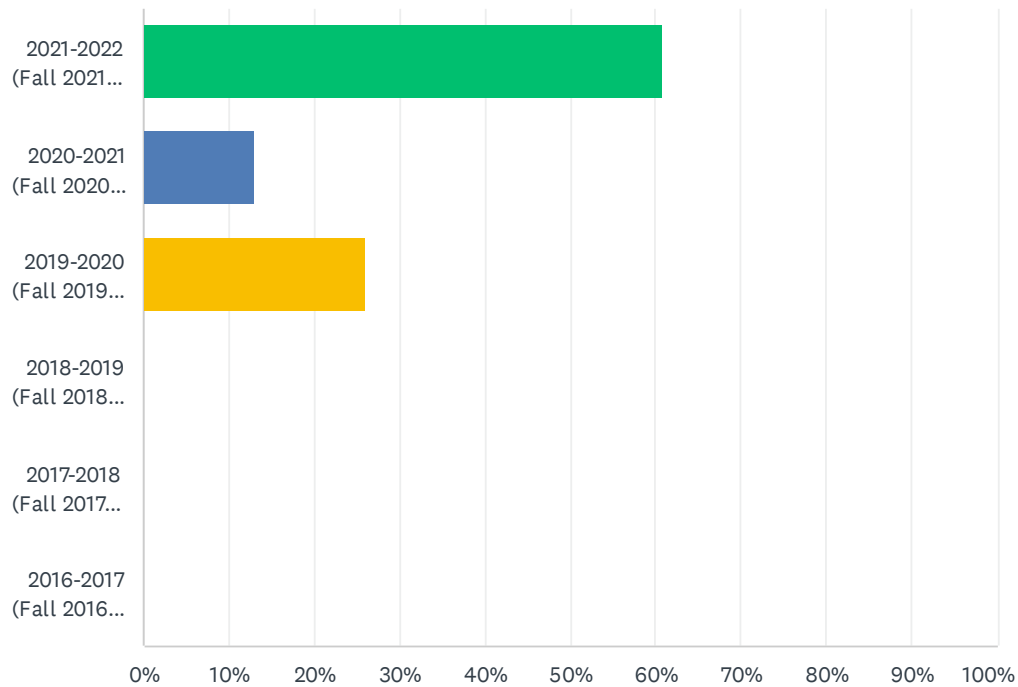
Answered: 25   Skipped: 302



ANSWER CHOICES	RESPONSES	
On Rivier University's campus	80.00%	20
Visiting another campus	4.00%	1
Studying abroad on another campus	0.00%	0
With a student at another institution (i.e. you have transferred institutions since this occurred)	0.00%	0
Non-university related location(s)	16.00%	4
TOTAL		25

## Q108 During what academic year did the incident(s) occur?

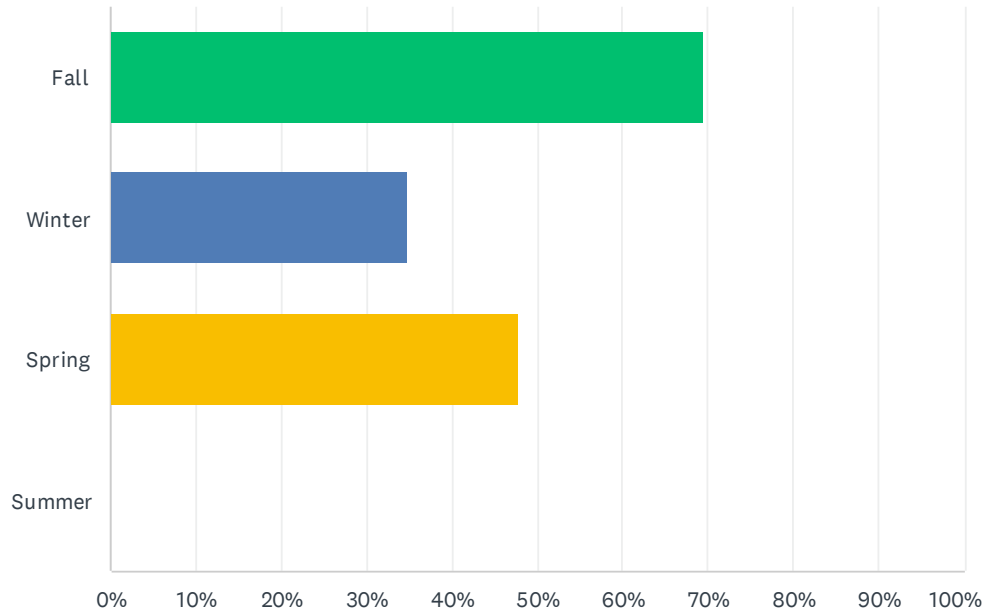
Answered: 23   Skipped: 304



ANSWER CHOICES	RESPONSES	
2021-2022 (Fall 2021 through present)	60.87%	14
2020-2021 (Fall 2020 through Summer 2021)	13.04%	3
2019-2020 (Fall 2019 through Summer 2020)	26.09%	6
2018-2019 (Fall 2018 through Summer 2019)	0.00%	0
2017-2018 (Fall 2017 through Summer 2018)	0.00%	0
2016-2017 (Fall 2016 through Summer 2017)	0.00%	0
<b>TOTAL</b>		<b>23</b>

## Q109 During what semester or term did incident(s) occur? (check all that apply)

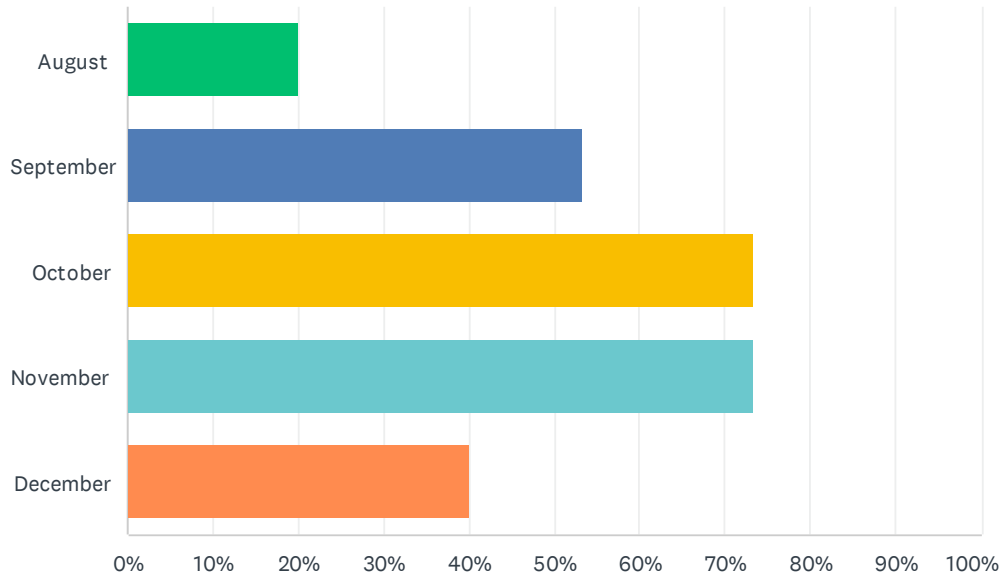
Answered: 23   Skipped: 304



ANSWER CHOICES	RESPONSES	
Fall	69.57%	16
Winter	34.78%	8
Spring	47.83%	11
Summer	0.00%	0
Total Respondents: 23		

## Q110 Fall - During which month(s) did incidents occur? (Check all that apply)

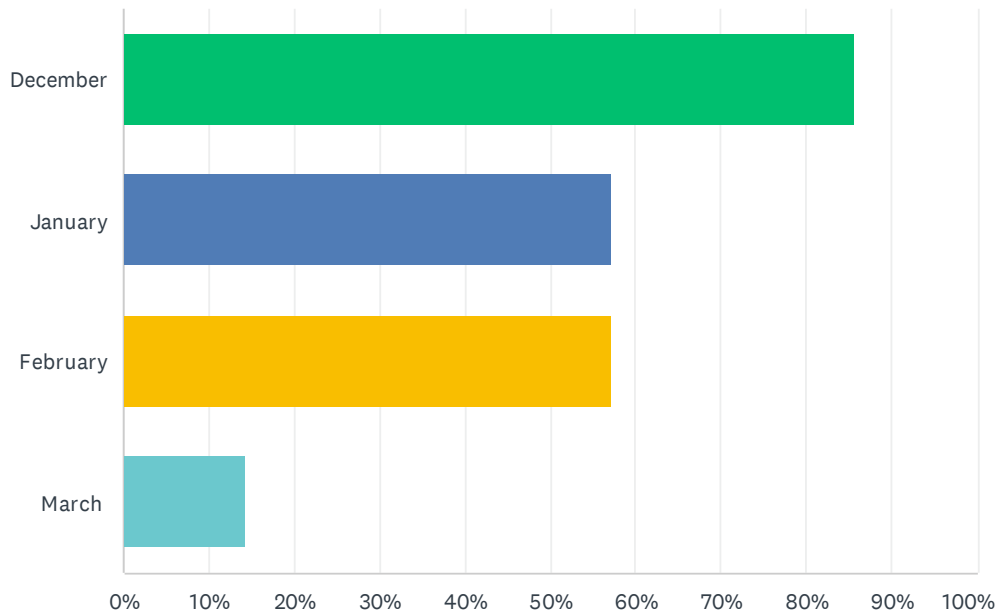
Answered: 15   Skipped: 312



ANSWER CHOICES	RESPONSES	
August	20.00%	3
September	53.33%	8
October	73.33%	11
November	73.33%	11
December	40.00%	6
Total Respondents: 15		

# Q111 Winter - During which month(s) did incidents occur? (Check all that apply)

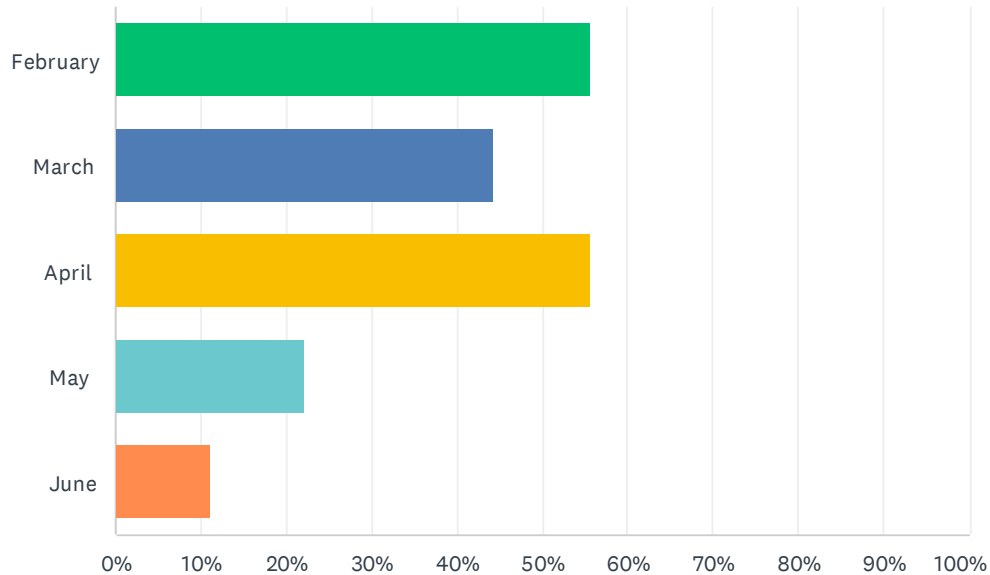
Answered: 7   Skipped: 320



ANSWER CHOICES	RESPONSES	
December	85.71%	6
January	57.14%	4
February	57.14%	4
March	14.29%	1
Total Respondents: 7		

## Q112 Spring - During which month(s) did incidents occur? (Check all that apply)

Answered: 9 Skipped: 318



ANSWER CHOICES	RESPONSES	
February	55.56%	5
March	44.44%	4
April	55.56%	5
May	22.22%	2
June	11.11%	1
Total Respondents: 9		

## Q113 Summer - During which month(s) did incidents occur? (Check all that apply)

Answered: 0   Skipped: 327

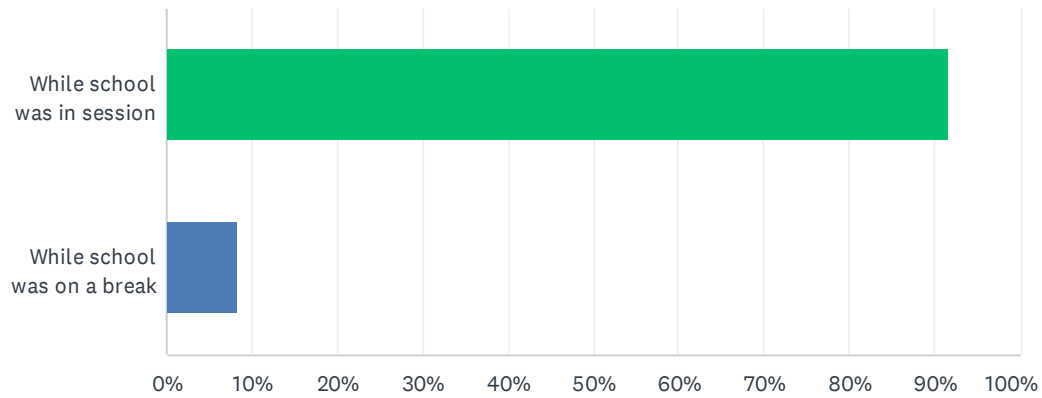
 No matching responses.

ANSWER CHOICES	RESPONSES	
May	0.00%	0
June	0.00%	0
July	0.00%	0
August	0.00%	0
Total Respondents: 0		



## Q114 When did this occur?

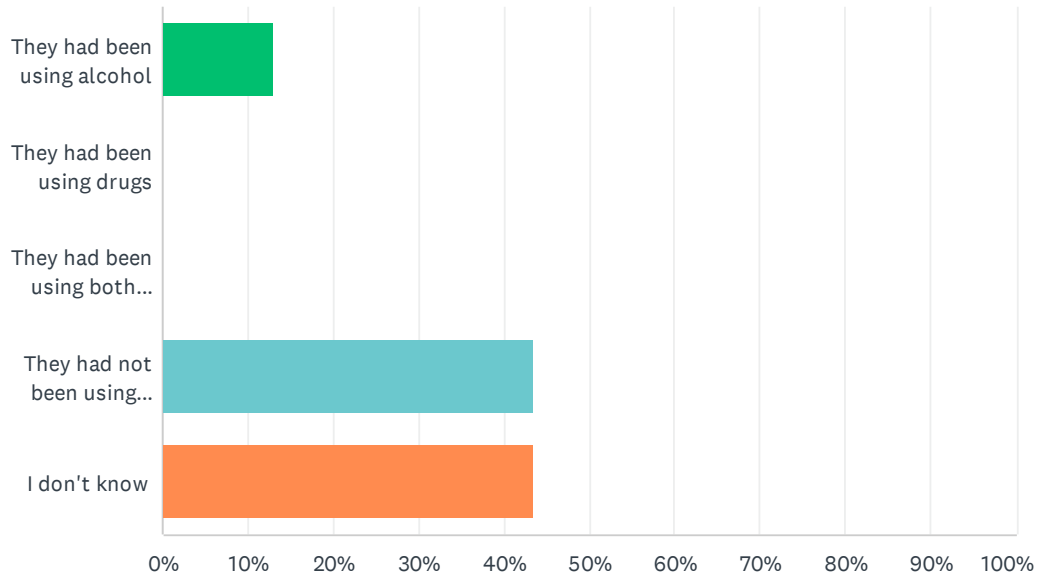
Answered: 24 Skipped: 303



ANSWER CHOICES	RESPONSES	
While school was in session	91.67%	22
While school was on a break	8.33%	2
TOTAL		24

## Q115 Had the other person been using alcohol or drugs just prior to the incident?

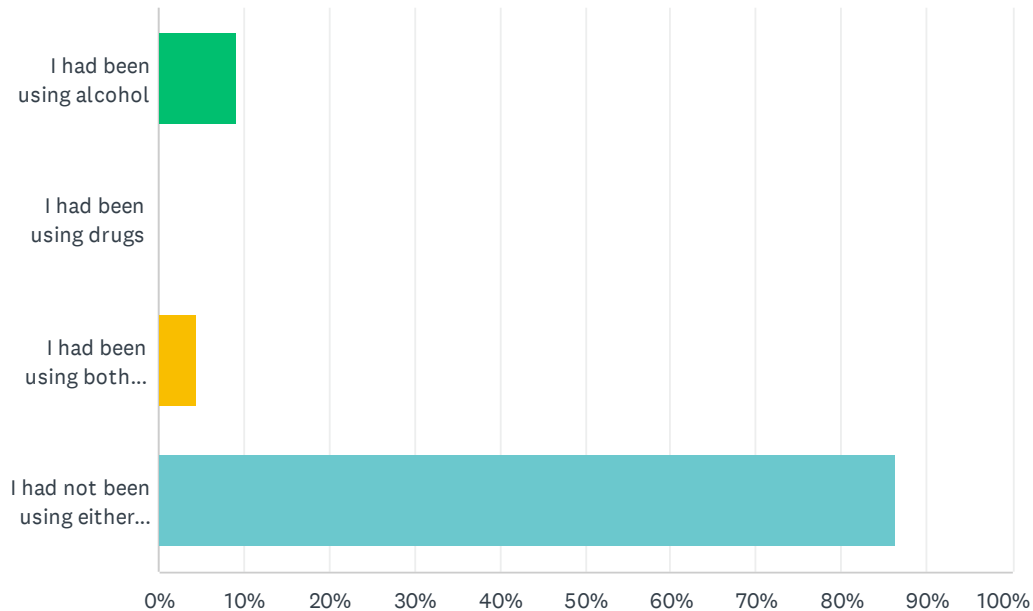
Answered: 23 Skipped: 304



ANSWER CHOICES	RESPONSES	
They had been using alcohol	13.04%	3
They had been using drugs	0.00%	0
They had been using both alcohol and drugs	0.00%	0
They had not been using either alcohol or drugs	43.48%	10
I don't know	43.48%	10
TOTAL		23

**Q116 Had you been using alcohol or drugs just prior to the incident? Keep in mind that you are in no way responsible for the incident that occurred, even if you had been using alcohol or drugs just prior to the incident.**

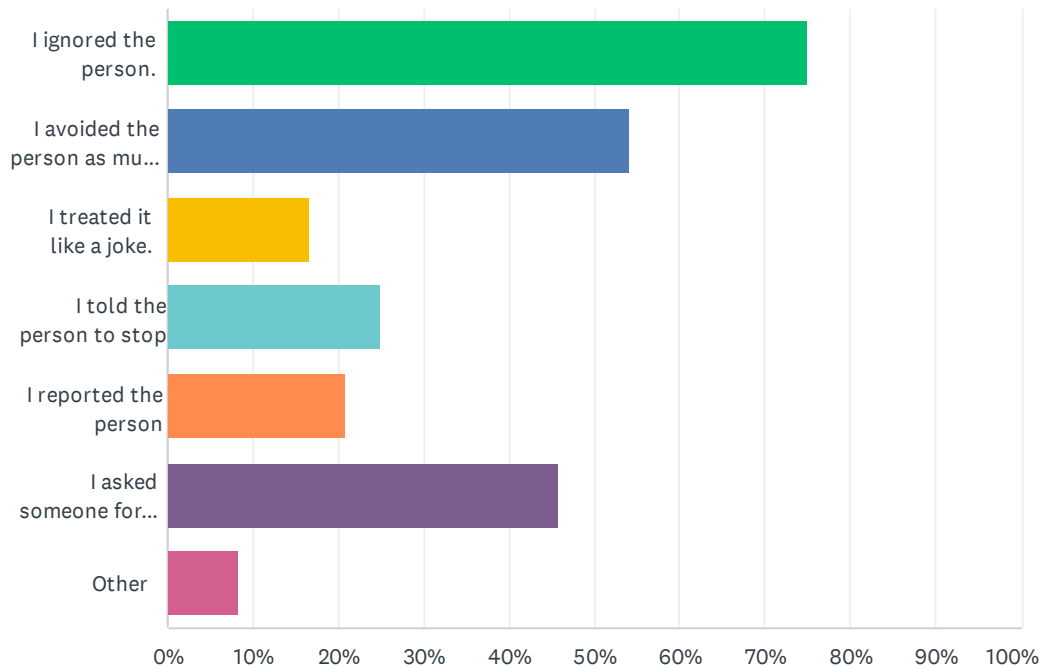
Answered: 22 Skipped: 305



ANSWER CHOICES	RESPONSES	
I had been using alcohol	9.09%	2
I had been using drugs	0.00%	0
I had been using both alcohol and drugs	4.55%	1
I had not been using either alcohol or drugs	86.36%	19
TOTAL		22

# Q117 Please tell us how you reacted to the situation (check all that apply)

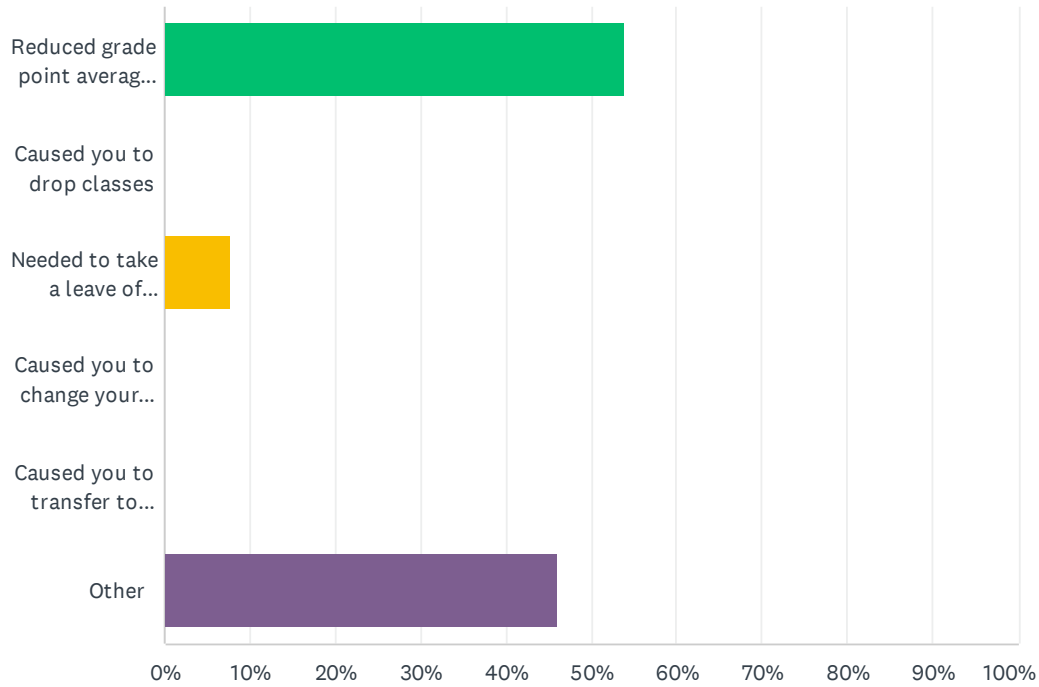
Answered: 24 Skipped: 303



ANSWER CHOICES	RESPONSES	
I ignored the person.	75.00%	18
I avoided the person as much as possible.	54.17%	13
I treated it like a joke.	16.67%	4
I told the person to stop	25.00%	6
I reported the person	20.83%	5
I asked someone for advice and/or support	45.83%	11
Other	8.33%	2
Total Respondents: 24		

## Q118 Did the situation impact your academic performance in any of the following ways? (check all that apply):

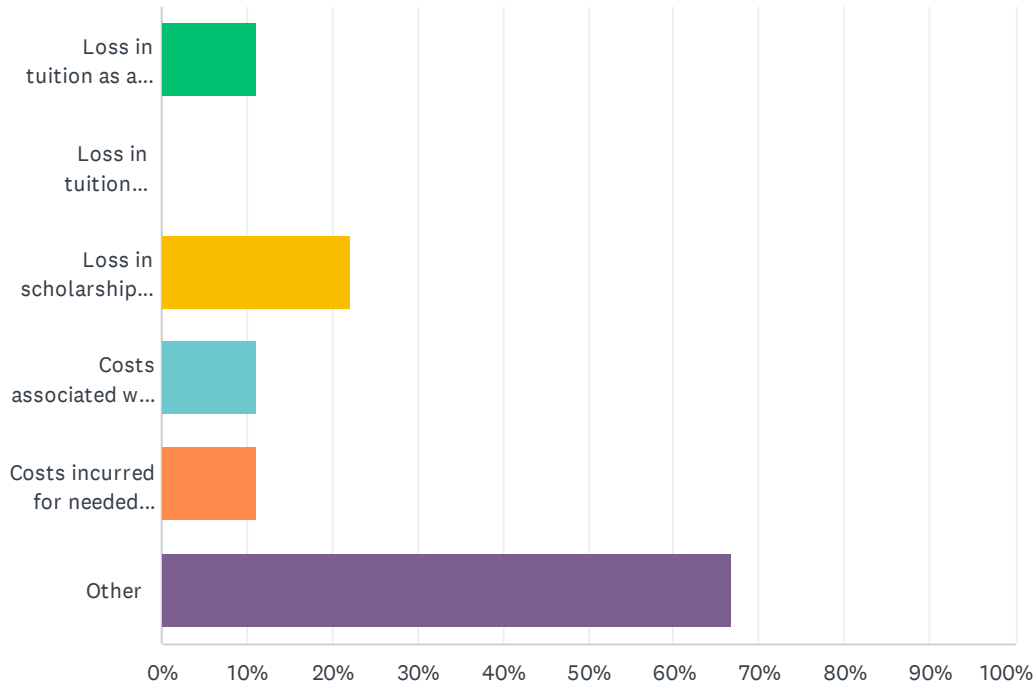
Answered: 13   Skipped: 314



ANSWER CHOICES	RESPONSES	
Reduced grade point average (GPA)	53.85%	7
Caused you to drop classes	0.00%	0
Needed to take a leave of absence from your education	7.69%	1
Caused you to change your major	0.00%	0
Caused you to transfer to another institution	0.00%	0
Other	46.15%	6
Total Respondents: 13		

## Q119 Did the situation have negative financial impacts on your academic career? (check all that apply):

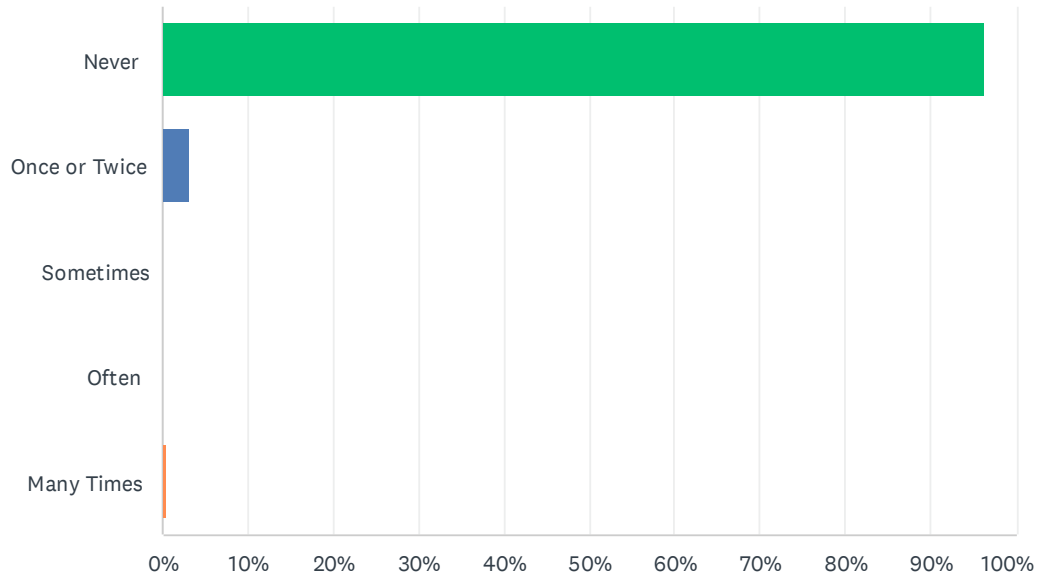
Answered: 9 Skipped: 318



ANSWER CHOICES	RESPONSES	
Loss in tuition as a result of dropping classes	11.11%	1
Loss in tuition resulting from an unplanned leave of absence	0.00%	0
Loss in scholarship award due to diminished grades as a result of the sexual violence	22.22%	2
Costs associated with unexpected need to change housing	11.11%	1
Costs incurred for needed physical and mental health services resulting from the sexual violence	11.11%	1
Other	66.67%	6
Total Respondents: 9		

## Q120 The person threatened to hurt me and I thought I might really get hurt.

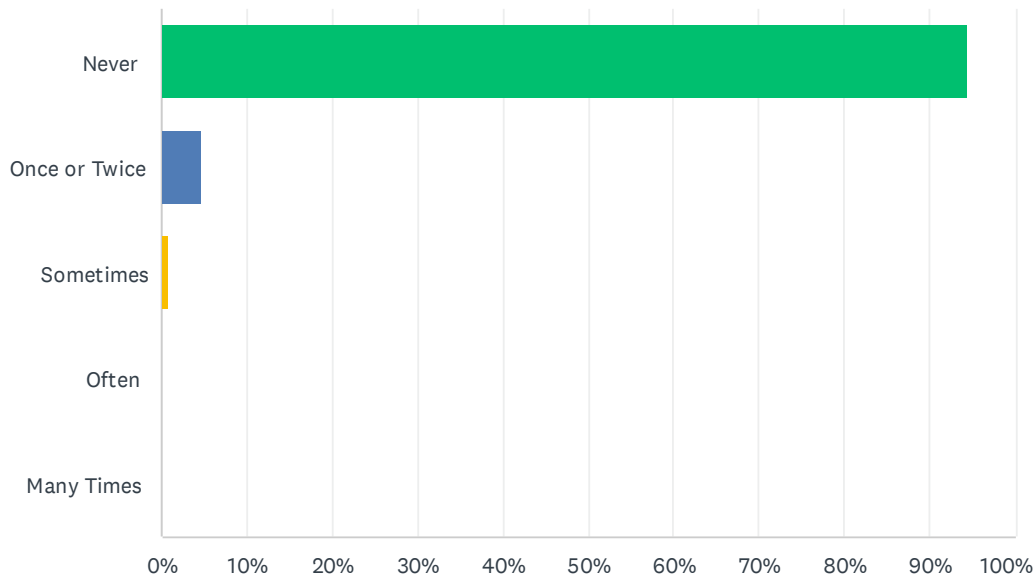
Answered: 217 Skipped: 110



ANSWER CHOICES	RESPONSES	
Never	96.31%	209
Once or Twice	3.23%	7
Sometimes	0.00%	0
Often	0.00%	0
Many Times	0.46%	1
<b>TOTAL</b>		<b>217</b>

## Q121 The person pushed, grabbed, or shook me.

Answered: 217 Skipped: 110

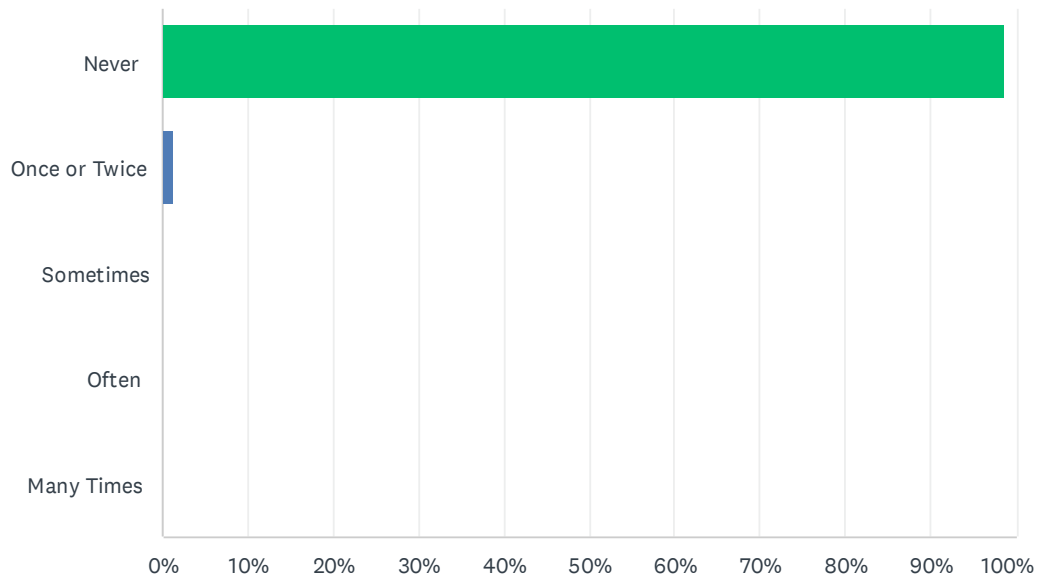


ANSWER CHOICES	RESPONSES	
Never	94.47%	205
Once or Twice	4.61%	10
Sometimes	0.92%	2
Often	0.00%	0
Many Times	0.00%	0
TOTAL		217



## Q122 The person hit me.

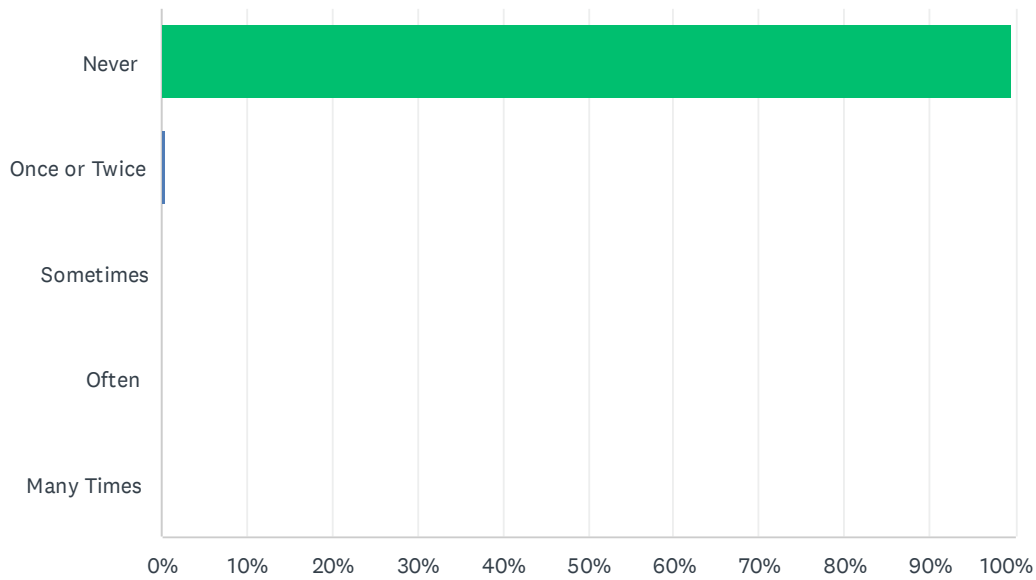
Answered: 217 Skipped: 110



ANSWER CHOICES		RESPONSES	
Never		98.62%	214
Once or Twice		1.38%	3
Sometimes		0.00%	0
Often		0.00%	0
Many Times		0.00%	0
TOTAL			217

## Q123 The person beat me up.

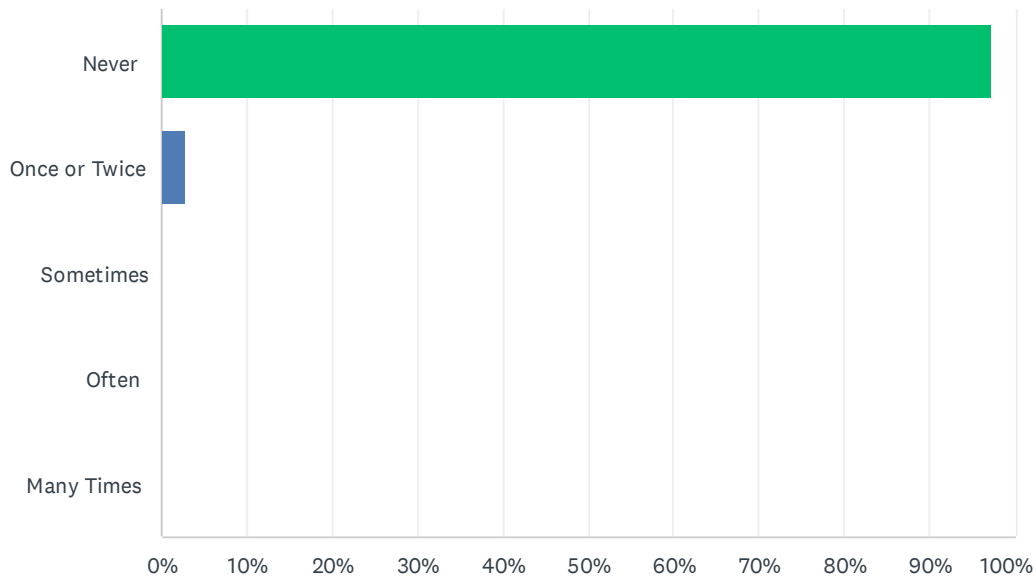
Answered: 216 Skipped: 111



ANSWER CHOICES		RESPONSES	
Never		99.54%	215
Once or Twice		0.46%	1
Sometimes		0.00%	0
Often		0.00%	0
Many Times		0.00%	0
TOTAL			216

## Q124 The person stole or destroyed my property

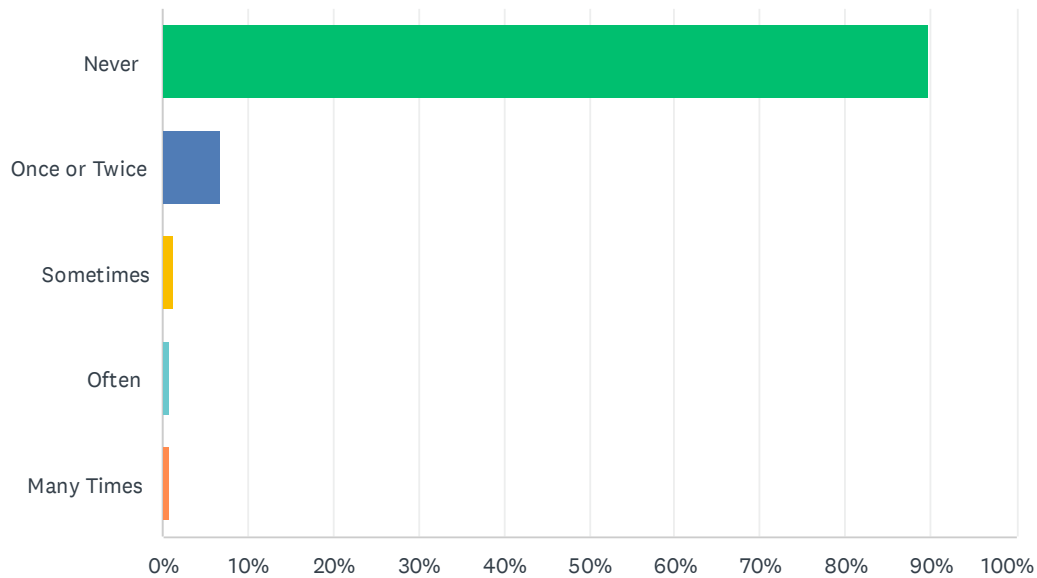
Answered: 217 Skipped: 110



ANSWER CHOICES	RESPONSES	
Never	97.24%	211
Once or Twice	2.76%	6
Sometimes	0.00%	0
Often	0.00%	0
Many Times	0.00%	0
TOTAL		217

## Q125 The person scared me without laying a hand on me.

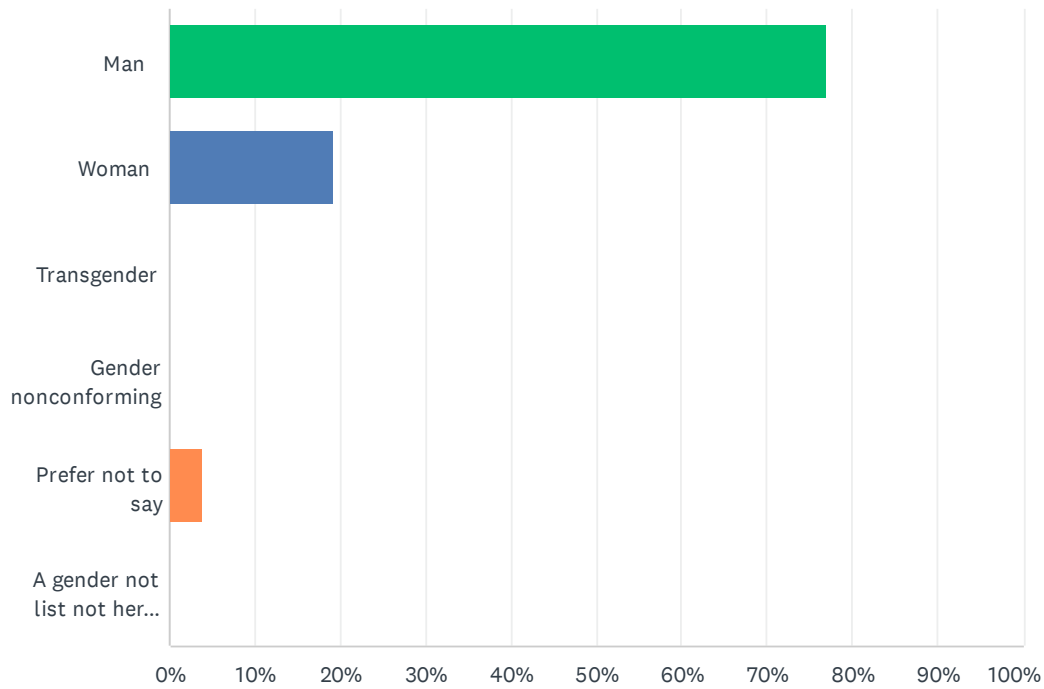
Answered: 217 Skipped: 110



ANSWER CHOICES	RESPONSES	
Never	89.86%	195
Once or Twice	6.91%	15
Sometimes	1.38%	3
Often	0.92%	2
Many Times	0.92%	2
TOTAL		217

## Q126 The other person was a: (check all that apply)

Answered: 26 Skipped: 301

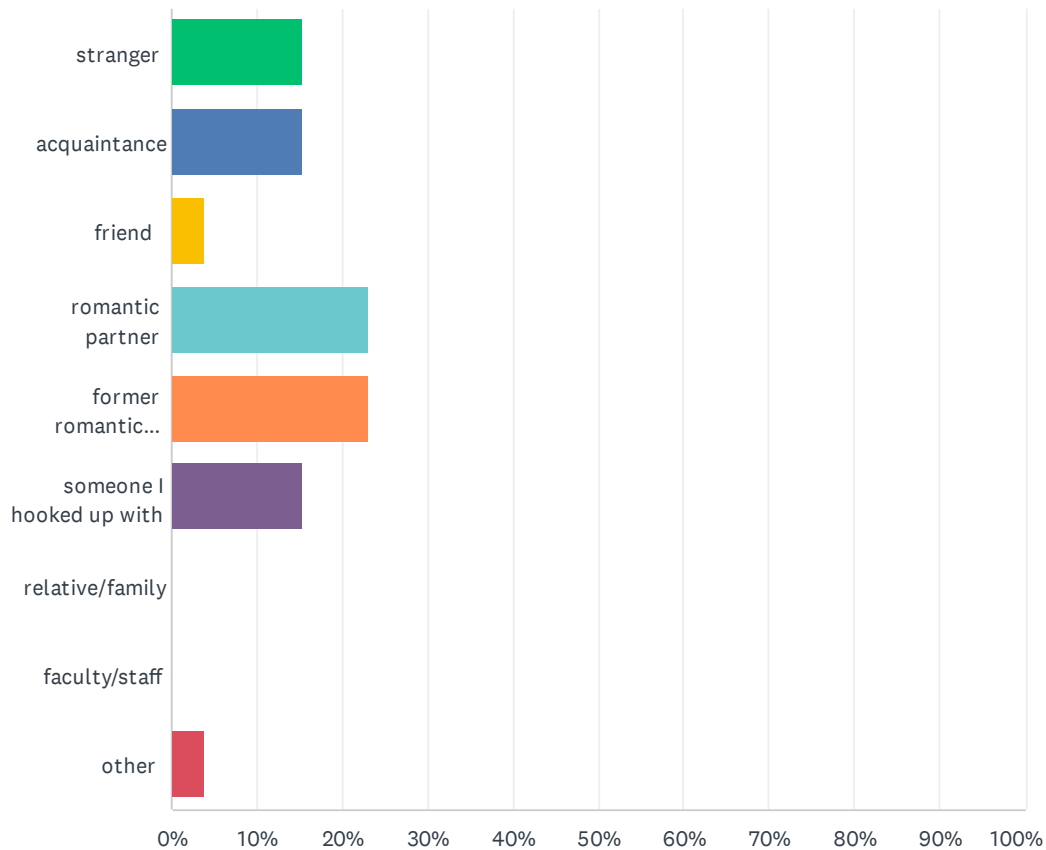


ANSWER CHOICES	RESPONSES	
Man	76.92%	20
Woman	19.23%	5
Transgender	0.00%	0
Gender nonconforming	0.00%	0
Prefer not to say	3.85%	1
A gender not list not here (write-in)	0.00%	0
TOTAL		26

#	A GENDER NOT LIST NOT HERE (WRITE-IN)	DATE
	There are no responses.	

## Q127 What was your relationship to the other person?

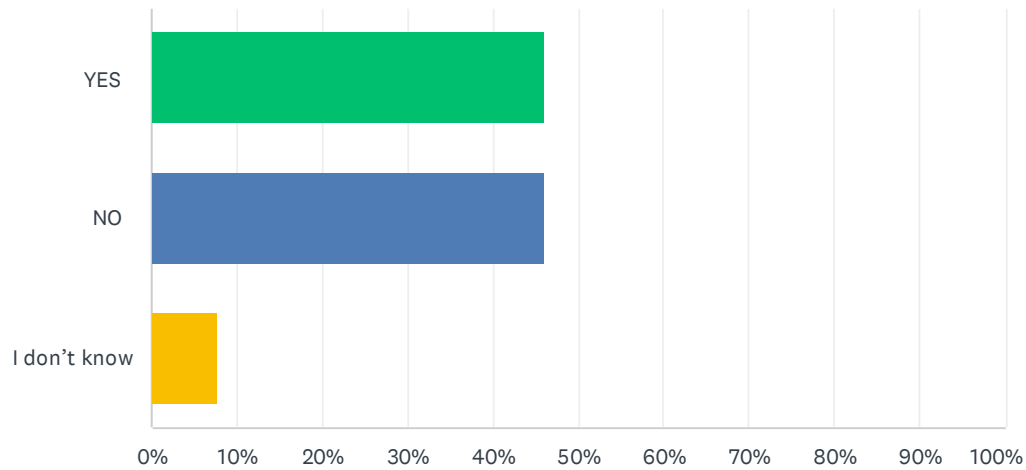
Answered: 26 Skipped: 301



ANSWER CHOICES	RESPONSES	
stranger	15.38%	4
acquaintance	15.38%	4
friend	3.85%	1
romantic partner	23.08%	6
former romantic partner	23.08%	6
someone I hooked up with	15.38%	4
relative/family	0.00%	0
faculty/staff	0.00%	0
other	3.85%	1
<b>TOTAL</b>		<b>26</b>

## Q128 Was the other person a student at Rivier University?

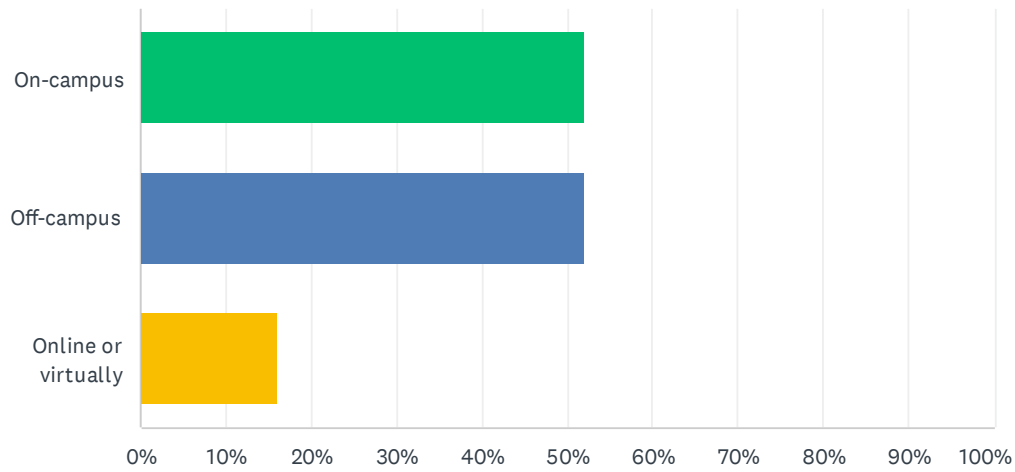
Answered: 26 Skipped: 301



ANSWER CHOICES	RESPONSES	
YES	46.15%	12
NO	46.15%	12
I don't know	7.69%	2
TOTAL		26

## Q129 Where did this happen? (Check all that apply)

Answered: 25 Skipped: 302

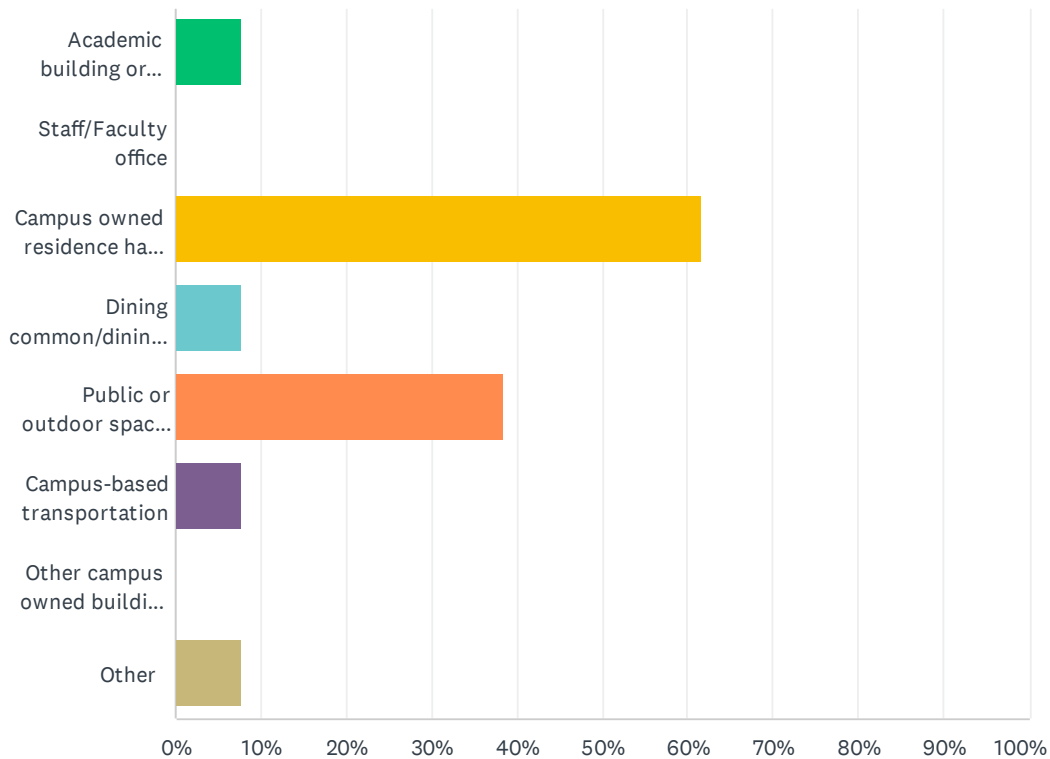


ANSWER CHOICES	RESPONSES	
On-campus	52.00%	13
Off-campus	52.00%	13
Online or virtually	16.00%	4
Total Respondents: 25		



# Q130 Where did this happen on-campus? (check all that apply)

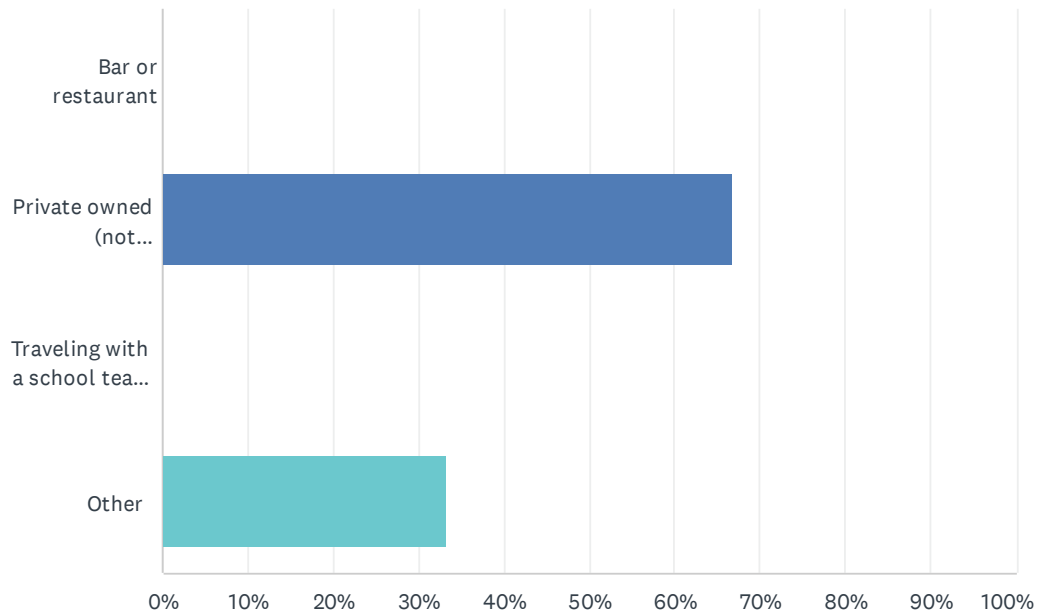
Answered: 13 Skipped: 314



ANSWER CHOICES	RESPONSES	
Academic building or classroom	7.69%	1
Staff/Faculty office	0.00%	0
Campus owned residence hall or apartment	61.54%	8
Dining common/dining hall	7.69%	1
Public or outdoor space on campus	38.46%	5
Campus-based transportation	7.69%	1
Other campus owned building (i.e. gym, student center, sports arena)	0.00%	0
Other	7.69%	1
Total Respondents: 13		

## Q131 Where did this happen off-campus? (check all that apply)

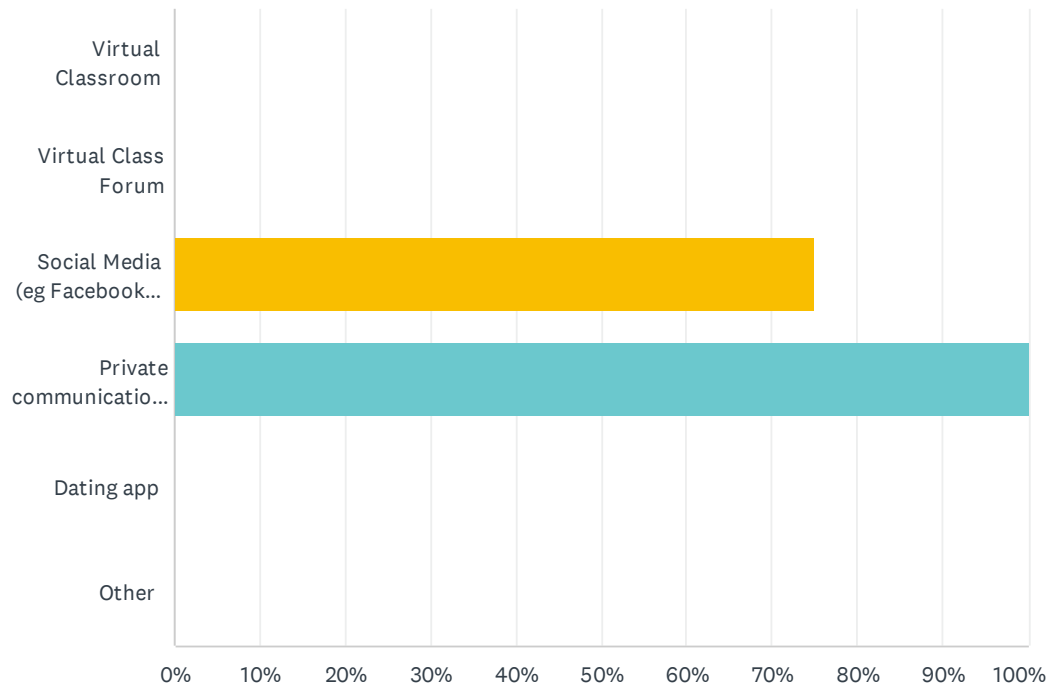
Answered: 12 Skipped: 315



ANSWER CHOICES	RESPONSES	
Bar or restaurant	0.00%	0
Private owned (not campus-owned) housing or apartment complex	66.67%	8
Traveling with a school team, band, or other organization	0.00%	0
Other	33.33%	4
Total Respondents: 12		

## Q132 Where did this happen online or virtually? (check all that apply)

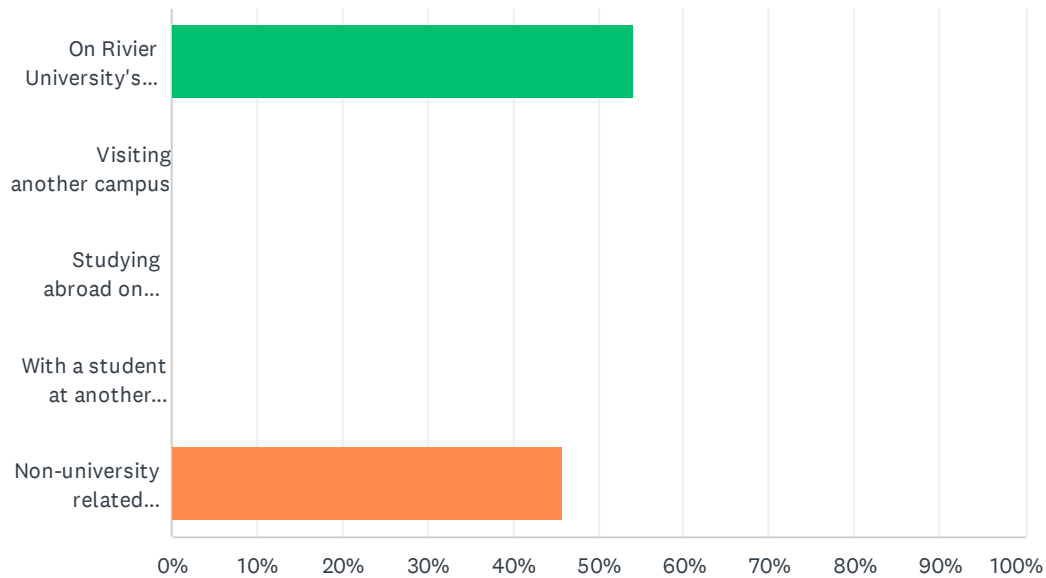
Answered: 4 Skipped: 323



ANSWER CHOICES	RESPONSES	
Virtual Classroom	0.00%	0
Virtual Class Forum	0.00%	0
Social Media (eg Facebook, Instagram, Snapchat, Twitter, TikTok)	75.00%	3
Private communications (eg texting)	100.00%	4
Dating app	0.00%	0
Other	0.00%	0
Total Respondents: 4		

## Q133 4d. Did this occur:

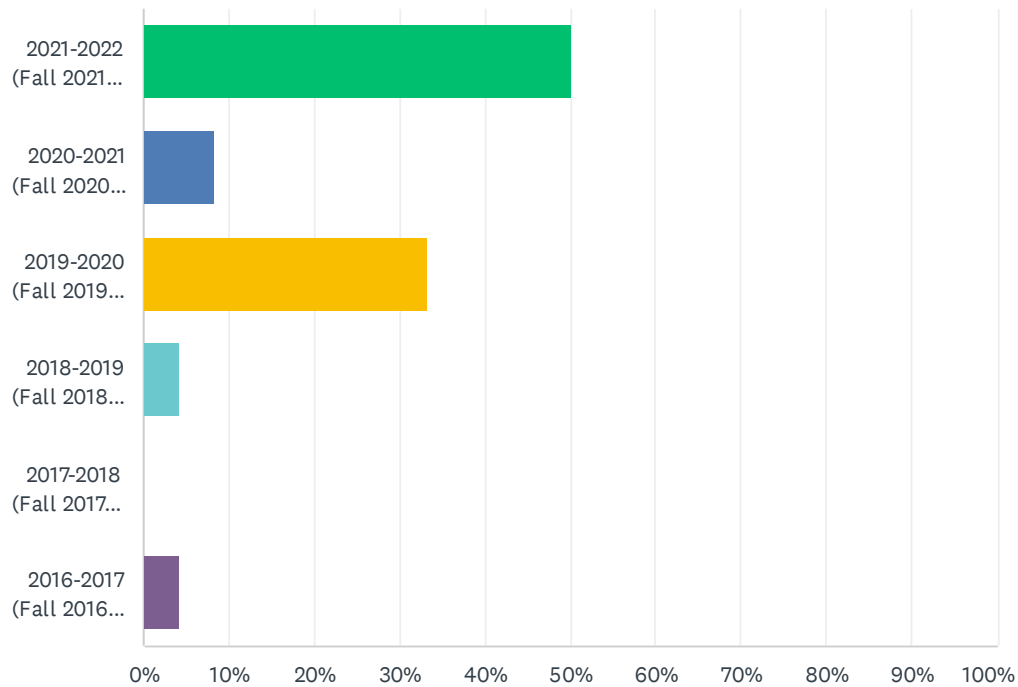
Answered: 24 Skipped: 303



ANSWER CHOICES	RESPONSES	
On Rivier University's campus	54.17%	13
Visiting another campus	0.00%	0
Studying abroad on another campus	0.00%	0
With a student at another institution (i.e. you have transferred institutions since this occurred)	0.00%	0
Non-university related location(s)	45.83%	11
TOTAL		24

## Q134 During what academic year did the incident(s) occur?

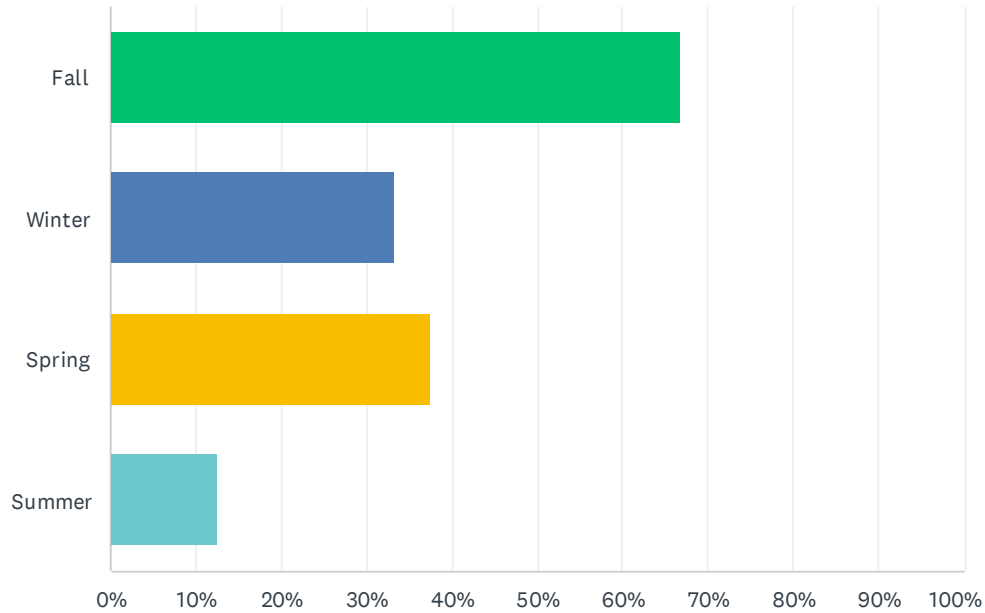
Answered: 24 Skipped: 303



ANSWER CHOICES	RESPONSES	
2021-2022 (Fall 2021 through present)	50.00%	12
2020-2021 (Fall 2020 through Summer 2021)	8.33%	2
2019-2020 (Fall 2019 through Summer 2020)	33.33%	8
2018-2019 (Fall 2018 through Summer 2019)	4.17%	1
2017-2018 (Fall 2017 through Summer 2018)	0.00%	0
2016-2017 (Fall 2016 through Summer 2017)	4.17%	1
<b>TOTAL</b>		<b>24</b>

# Q135 During what semester or term did incident(s) occur? (check all that apply)

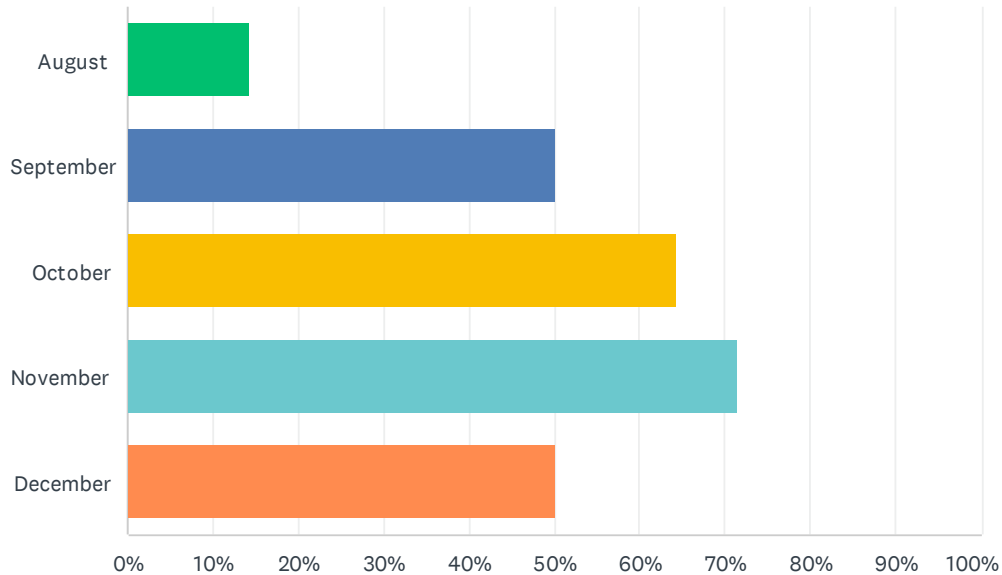
Answered: 24 Skipped: 303



ANSWER CHOICES	RESPONSES	
Fall	66.67%	16
Winter	33.33%	8
Spring	37.50%	9
Summer	12.50%	3
Total Respondents: 24		

## Q136 Fall - During which month(s) did incidents occur? (check all that apply)

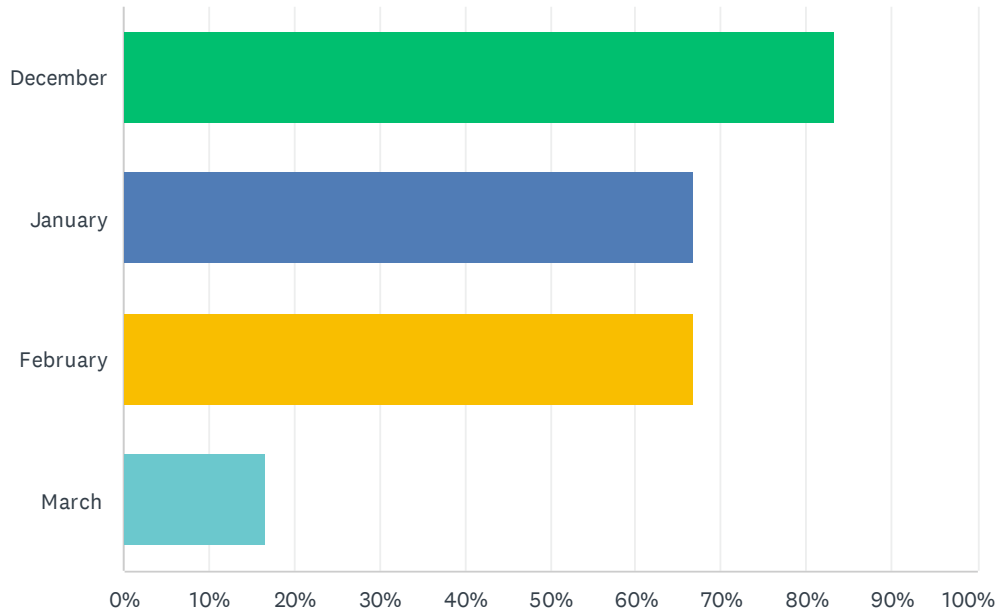
Answered: 14   Skipped: 313



ANSWER CHOICES	RESPONSES	
August	14.29%	2
September	50.00%	7
October	64.29%	9
November	71.43%	10
December	50.00%	7
Total Respondents: 14		

## Q137 Winter - During which month(s) did incidents occur? (check all that apply)

Answered: 6   Skipped: 321

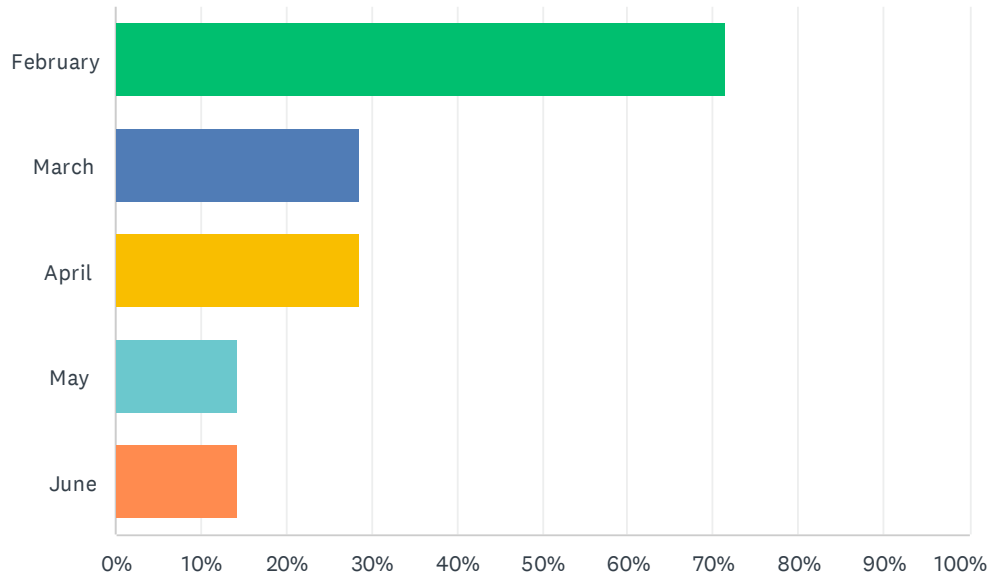


ANSWER CHOICES	RESPONSES	
December	83.33%	5
January	66.67%	4
February	66.67%	4
March	16.67%	1
Total Respondents: 6		



## Q138 Spring - During which month(s) did incidents occur? (check all that apply)

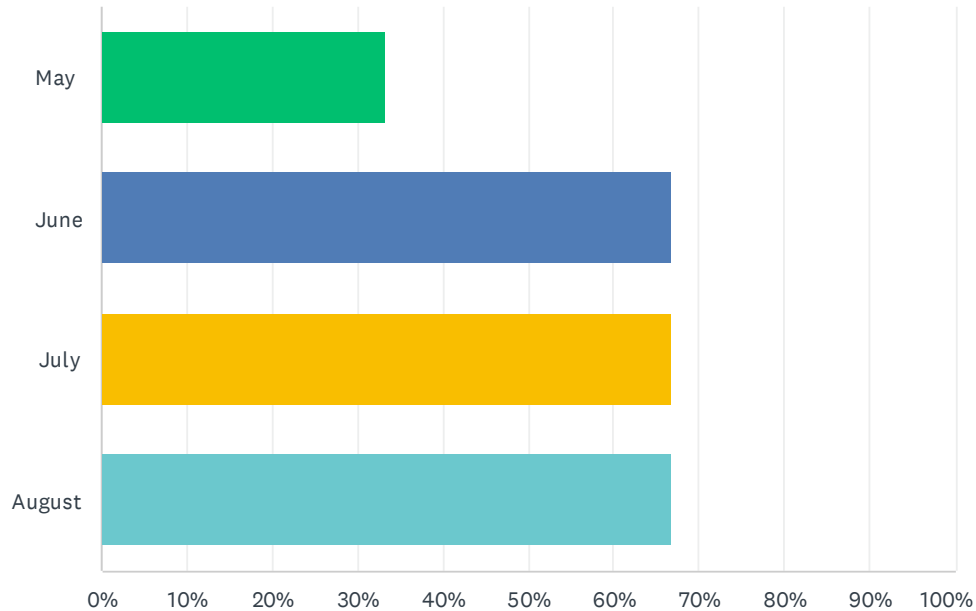
Answered: 7   Skipped: 320



ANSWER CHOICES	RESPONSES	
February	71.43%	5
March	28.57%	2
April	28.57%	2
May	14.29%	1
June	14.29%	1
Total Respondents: 7		

## Q139 Summer - During which month(s) did incidents occur? (check all that apply)

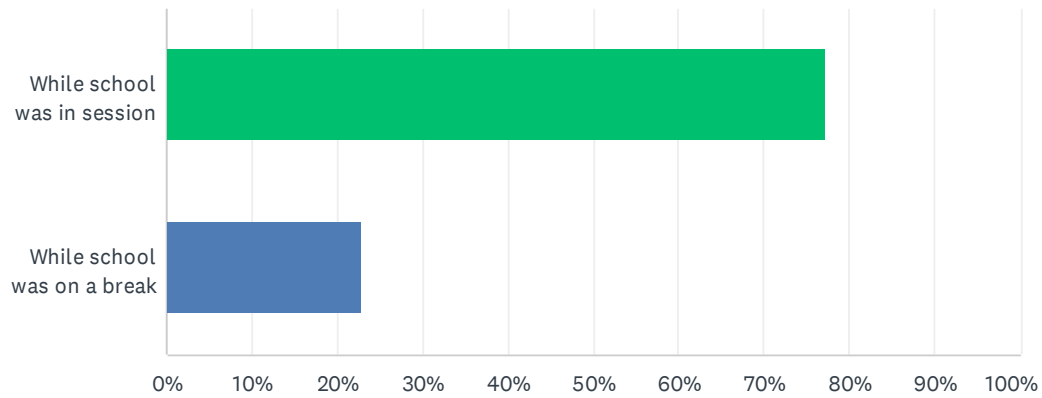
Answered: 3   Skipped: 324



ANSWER CHOICES	RESPONSES	
May	33.33%	1
June	66.67%	2
July	66.67%	2
August	66.67%	2
Total Respondents: 3		

## Q140 When did this occur?

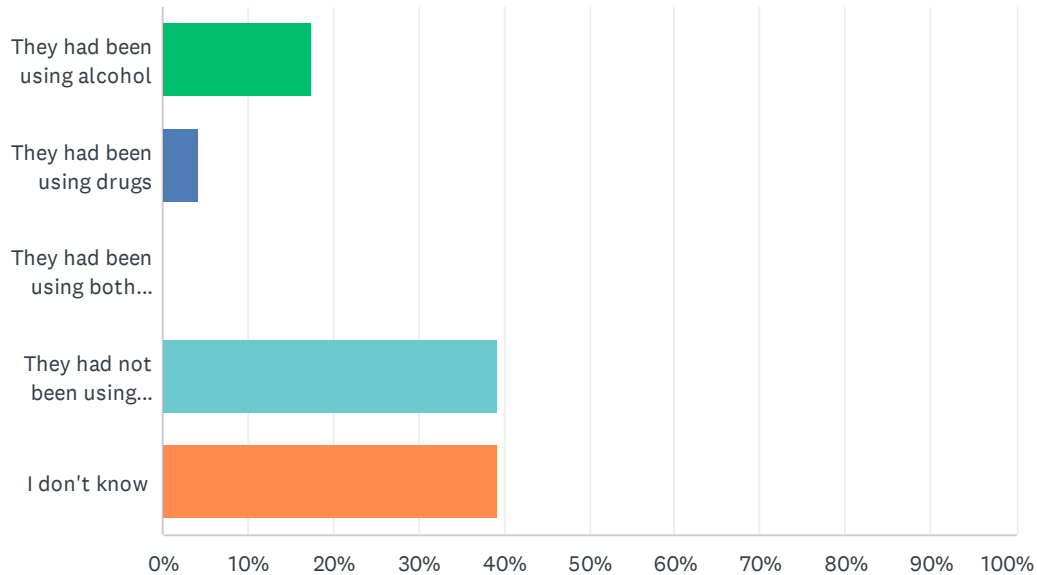
Answered: 22 Skipped: 305



ANSWER CHOICES	RESPONSES	
While school was in session	77.27%	17
While school was on a break	22.73%	5
TOTAL		22

## Q141 Had the other person been using alcohol or drugs just prior to the incident?

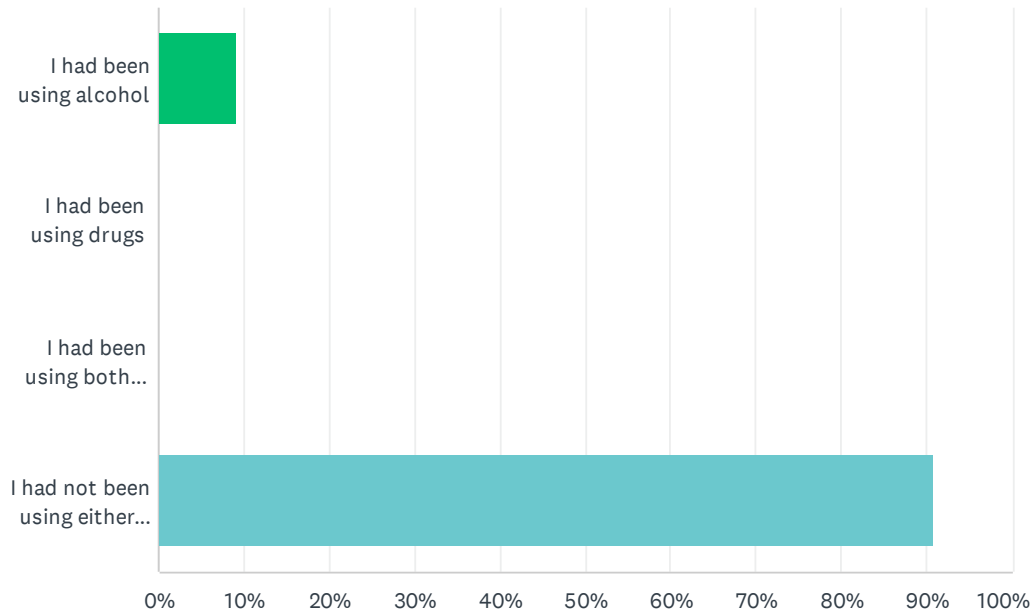
Answered: 23 Skipped: 304



ANSWER CHOICES	RESPONSES	
They had been using alcohol	17.39%	4
They had been using drugs	4.35%	1
They had been using both alcohol and drugs	0.00%	0
They had not been using either alcohol or drugs	39.13%	9
I don't know	39.13%	9
TOTAL		23

Q142 Had you been using alcohol or drugs just prior to the incident? Keep in mind that you are in no way responsible for the incident that occurred, even if you had been using alcohol or drugs just prior to the incident.

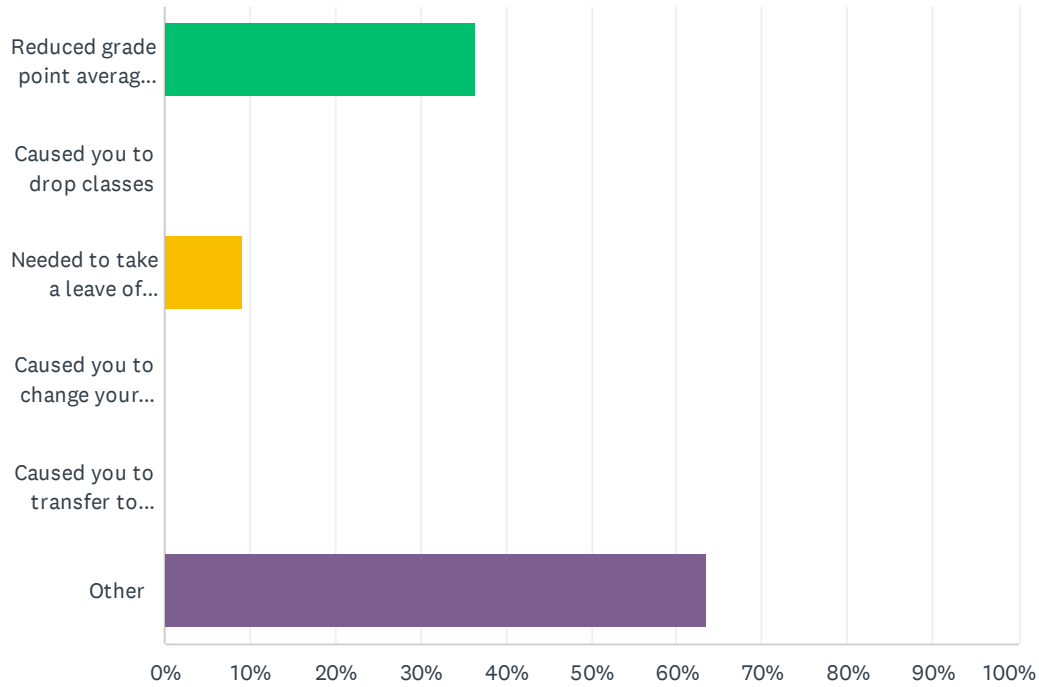
Answered: 22 Skipped: 305



ANSWER CHOICES	RESPONSES	
I had been using alcohol	9.09%	2
I had been using drugs	0.00%	0
I had been using both alcohol and drugs	0.00%	0
I had not been using either alcohol or drugs	90.91%	20
TOTAL		22

## Q143 Did the situation impact your academic performance in any of the following ways? (check all that apply):

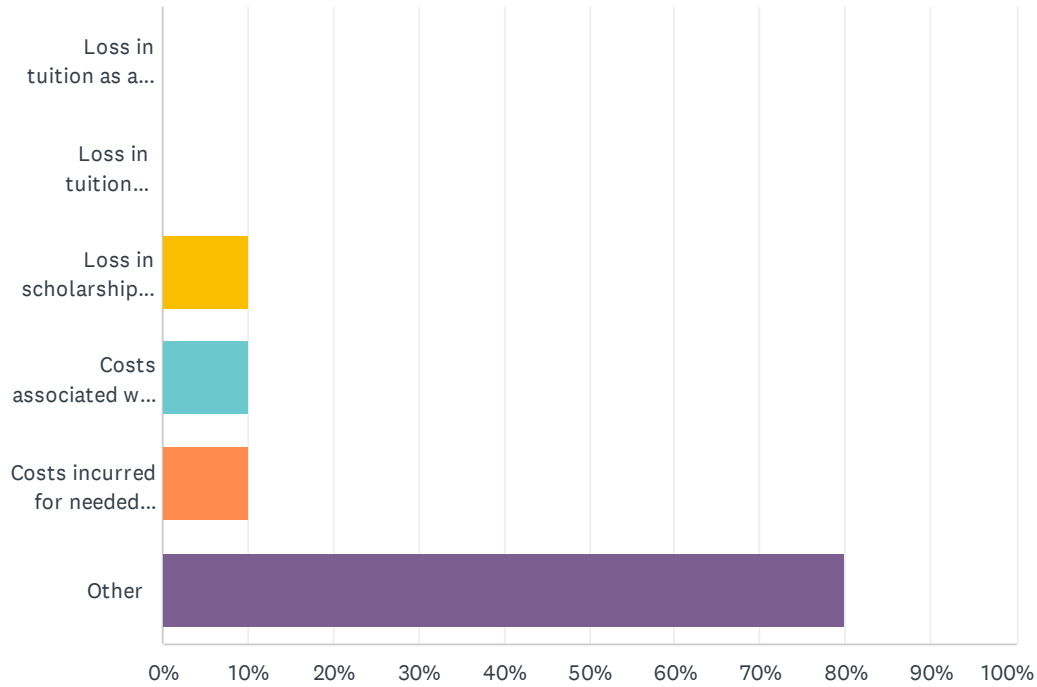
Answered: 11   Skipped: 316



ANSWER CHOICES	RESPONSES	
Reduced grade point average (GPA)	36.36%	4
Caused you to drop classes	0.00%	0
Needed to take a leave of absence from your education	9.09%	1
Caused you to change your major	0.00%	0
Caused you to transfer to another institution	0.00%	0
Other	63.64%	7
Total Respondents: 11		

## Q144 Did the situation have negative financial impacts on your academic career? (check all that apply):

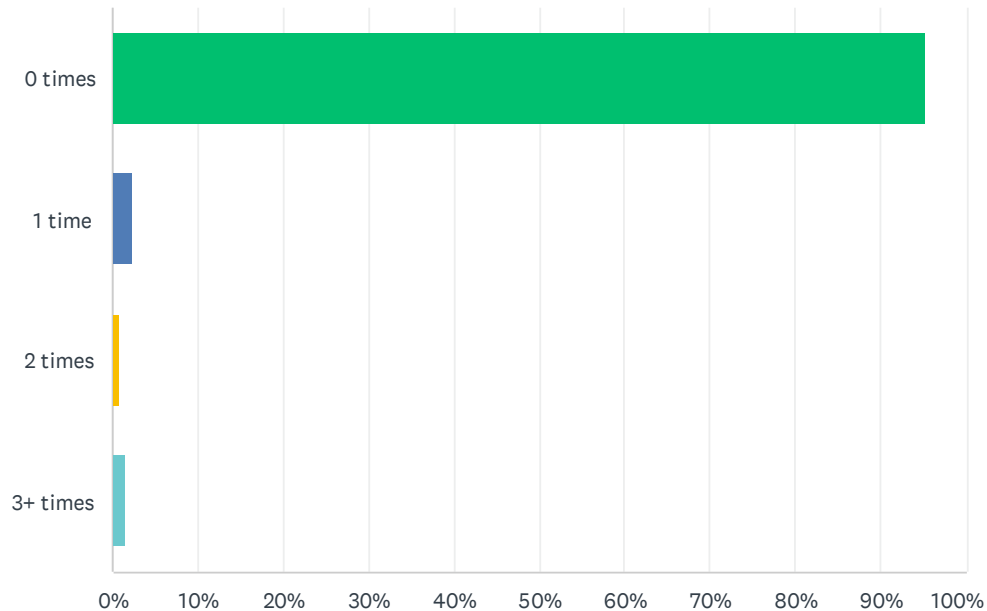
Answered: 10 Skipped: 317



ANSWER CHOICES	RESPONSES	
Loss in tuition as a result of dropping classes	0.00%	0
Loss in tuition resulting from an unplanned leave of absence	0.00%	0
Loss in scholarship award due to diminished grades as a result of the sexual violence	10.00%	1
Costs associated with unexpected need to change housing	10.00%	1
Costs incurred for needed physical and mental health services resulting from the sexual violence	10.00%	1
Other	80.00%	8
Total Respondents: 10		

Q145 Telling lies, threatening to end the relationship, threatening to spread rumors about me, making promises I knew were untrue, or continually verbally pressuring me after I said I didn't want to.

Answered: 210 Skipped: 117

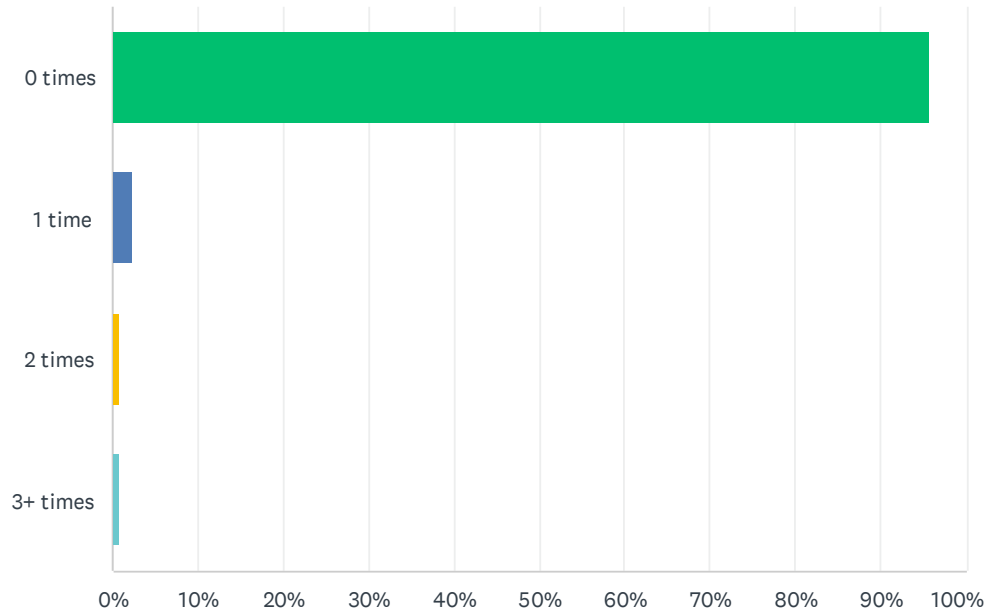


ANSWER CHOICES	RESPONSES	
0 times	95.24%	200
1 time	2.38%	5
2 times	0.95%	2
3+ times	1.43%	3
TOTAL		210



# Q146 Showing displeasure, criticizing my sexuality or attractiveness, getting angry but not using physical force, after I said I didn't want to.

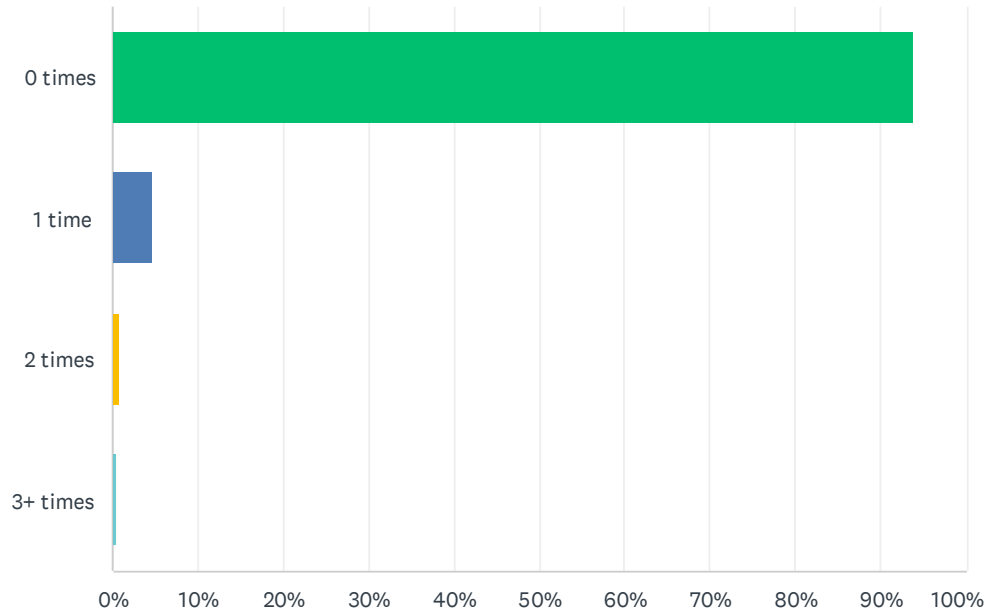
Answered: 211 Skipped: 116



ANSWER CHOICES	RESPONSES	
0 times	95.73%	202
1 time	2.37%	5
2 times	0.95%	2
3+ times	0.95%	2
TOTAL		211

## Q147 Taking advantage of me when I was too drunk or out of it to stop what was happening.

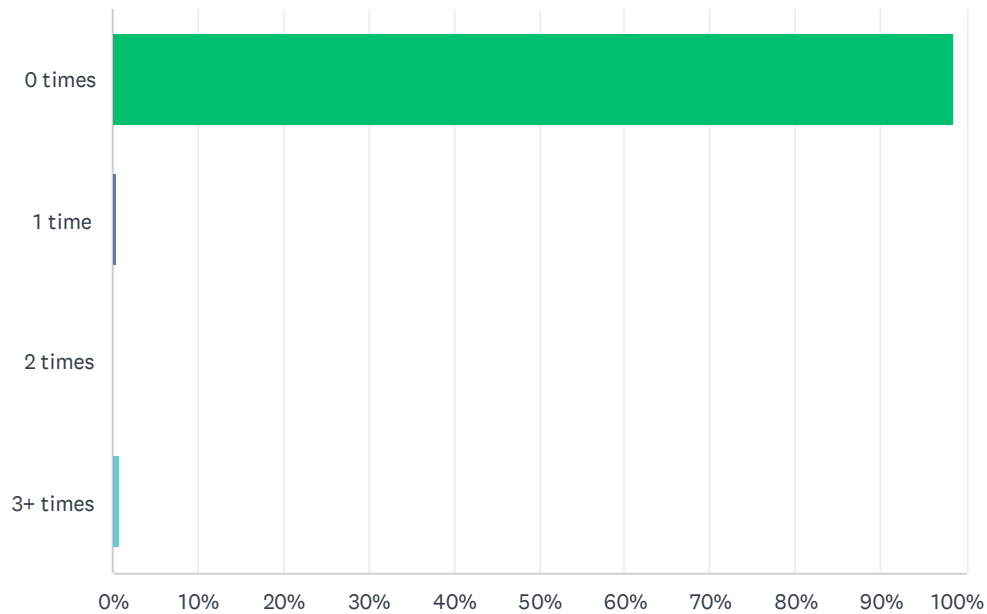
Answered: 211 Skipped: 116



ANSWER CHOICES	RESPONSES	
0 times	93.84%	198
1 time	4.74%	10
2 times	0.95%	2
3+ times	0.47%	1
TOTAL		211

## Q148 Threatening to physically harm me or someone close to me.

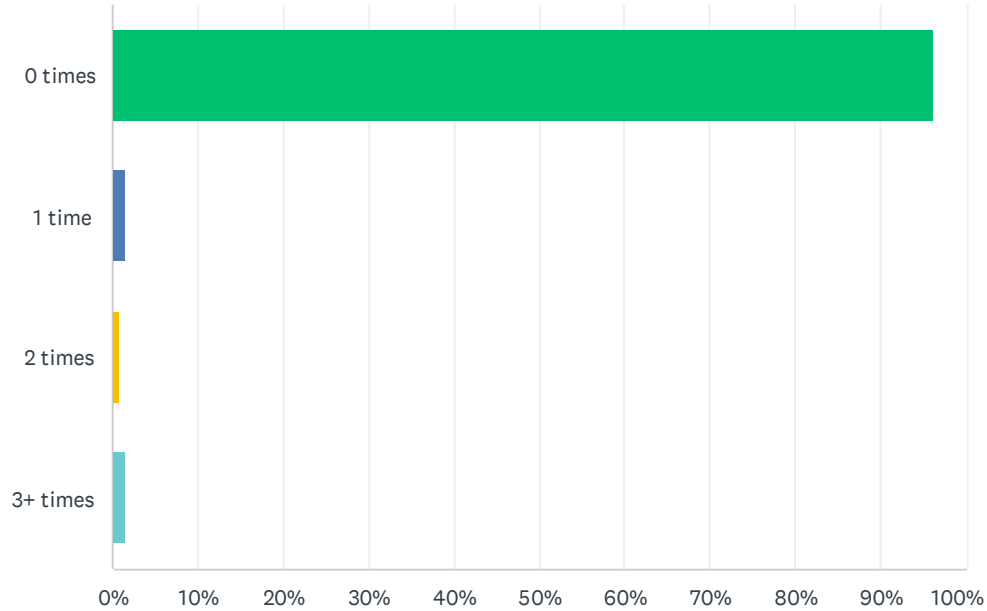
Answered: 211 Skipped: 116



ANSWER CHOICES	RESPONSES	
0 times	98.58%	208
1 time	0.47%	1
2 times	0.00%	0
3+ times	0.95%	2
TOTAL		211

# Q149 Using force, for example holding me down with their body weight, pinning my arms, or having a weapon.

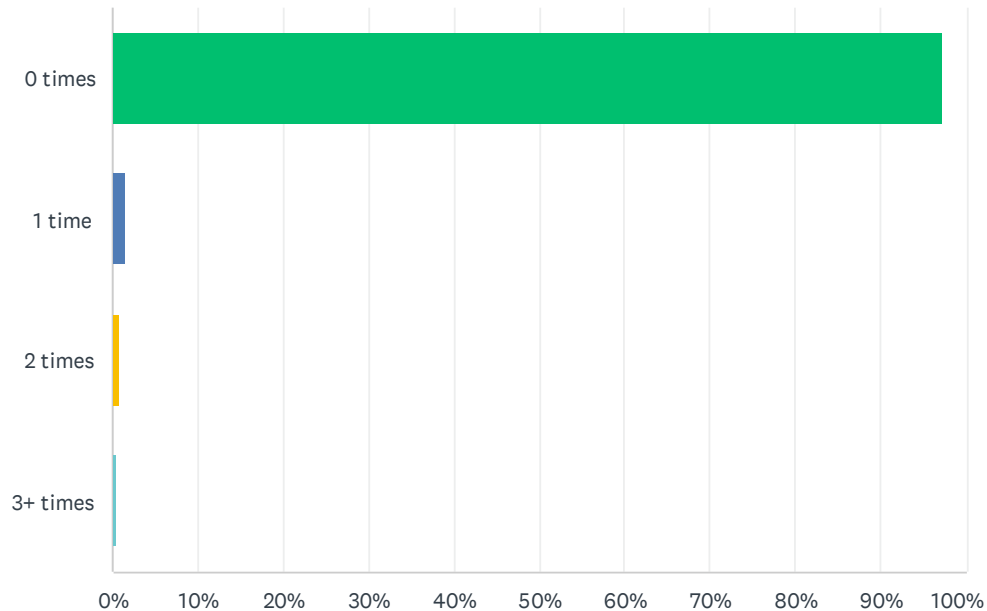
Answered: 211 Skipped: 116



ANSWER CHOICES	RESPONSES	
0 times	96.21%	203
1 time	1.42%	3
2 times	0.95%	2
3+ times	1.42%	3
TOTAL		211

**Q150 Telling lies, threatening to end the relationship, threatening to spread rumors about me, making promises I knew were untrue, or continually verbally pressuring me after I said I didn't want to.**

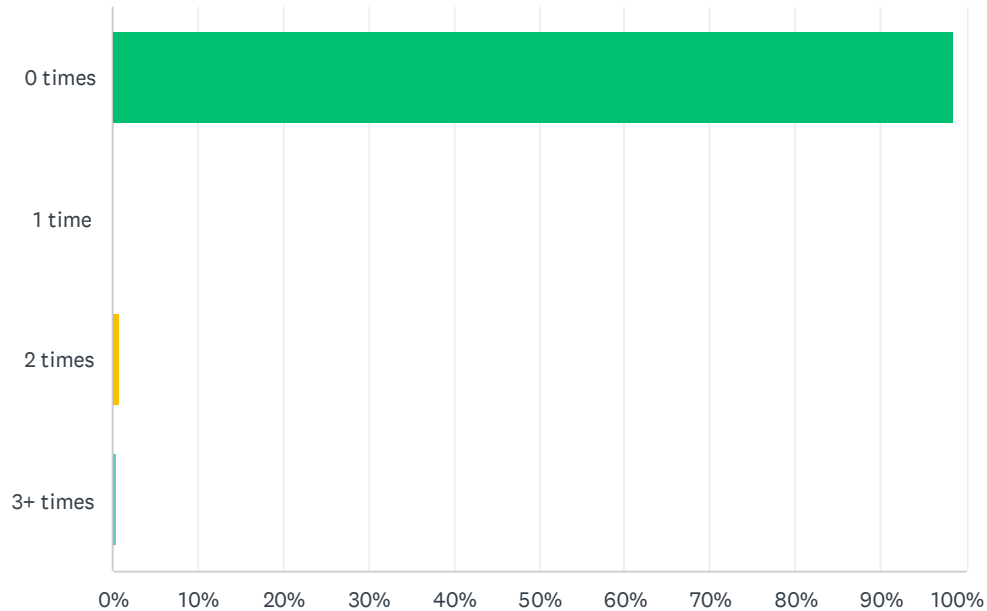
Answered: 210 Skipped: 117



ANSWER CHOICES	RESPONSES	
0 times	97.14%	204
1 time	1.43%	3
2 times	0.95%	2
3+ times	0.48%	1
TOTAL		210

# Q151 Showing displeasure, criticizing my sexuality or attractiveness, getting angry but not using physical force, after I said I didn't want to.

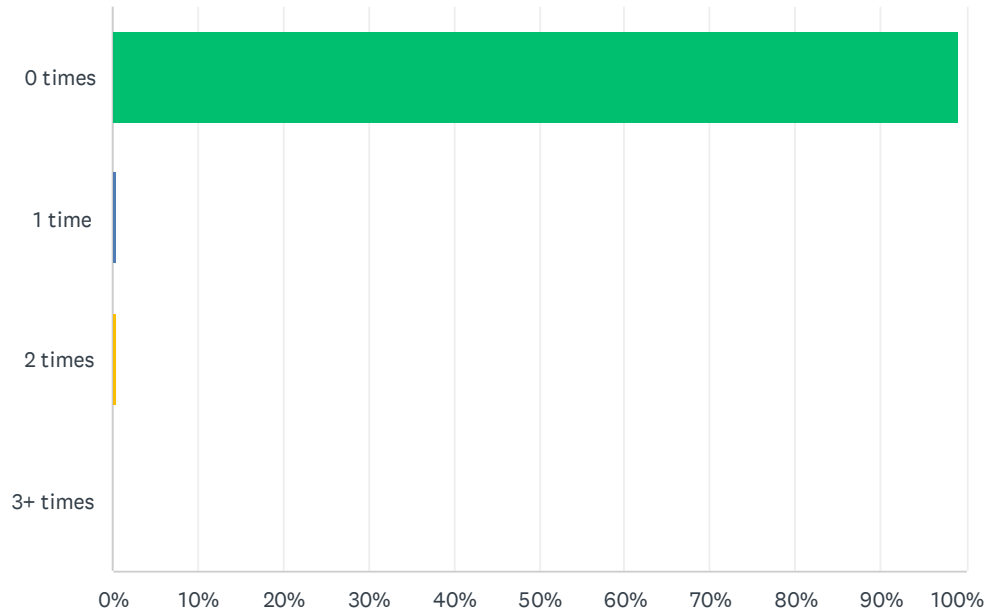
Answered: 210 Skipped: 117



ANSWER CHOICES	RESPONSES	
0 times	98.57%	207
1 time	0.00%	0
2 times	0.95%	2
3+ times	0.48%	1
TOTAL		210

## Q152 Taking advantage of me when I was too drunk or out of it to stop what was happening.

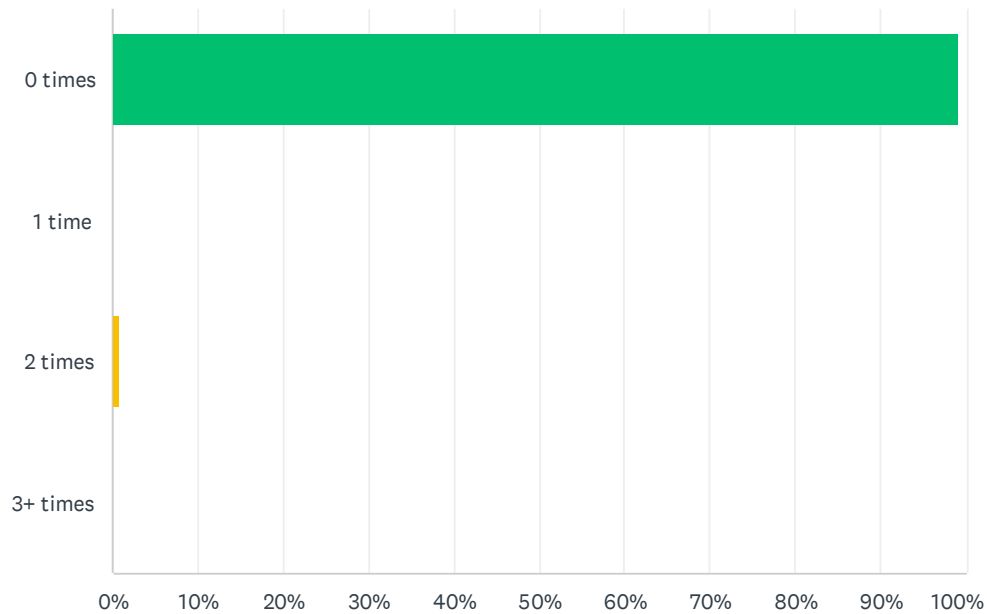
Answered: 209    Skipped: 118



ANSWER CHOICES	RESPONSES	
0 times	99.04%	207
1 time	0.48%	1
2 times	0.48%	1
3+ times	0.00%	0
TOTAL		209

# Q153 Threatening to physically harm me or someone close to me.

Answered: 210 Skipped: 117

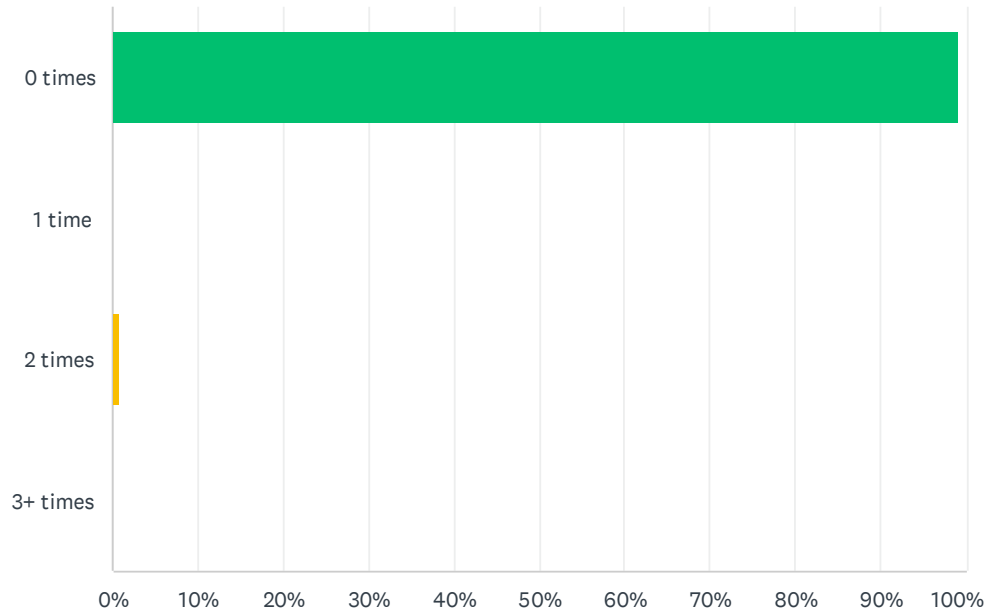


ANSWER CHOICES	RESPONSES	
0 times	99.05%	208
1 time	0.00%	0
2 times	0.95%	2
3+ times	0.00%	0
TOTAL		210



# Q154 Using force, for example holding me down with their body weight, pinning my arms, or having a weapon.

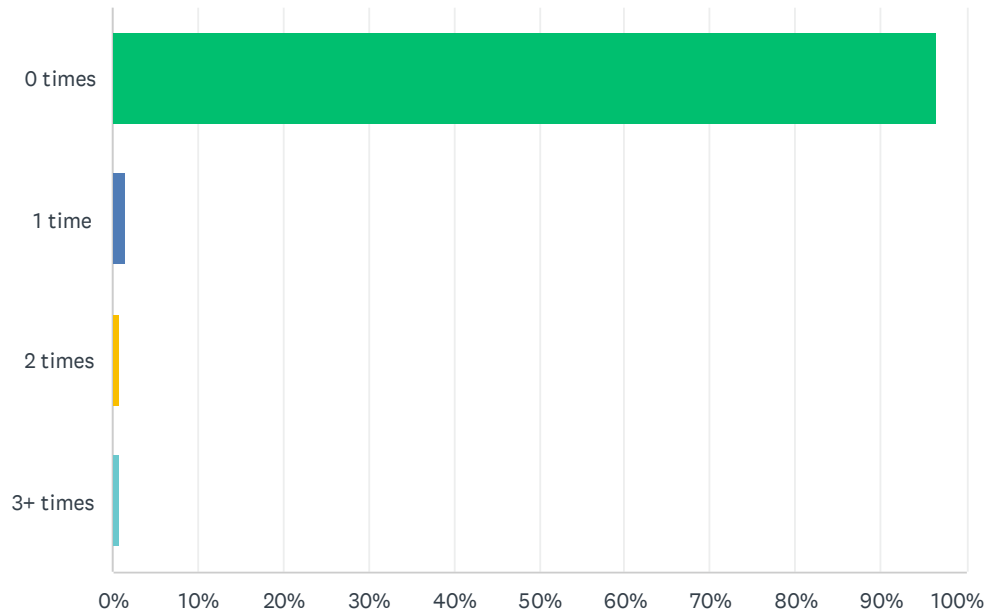
Answered: 210 Skipped: 117



ANSWER CHOICES	RESPONSES	
0 times	99.05%	208
1 time	0.00%	0
2 times	0.95%	2
3+ times	0.00%	0
TOTAL		210

**Q155 Telling lies, threatening to end the relationship, threatening to spread rumors about me, making promises I knew were untrue, or continually verbally pressuring me after I said I didn't want to**

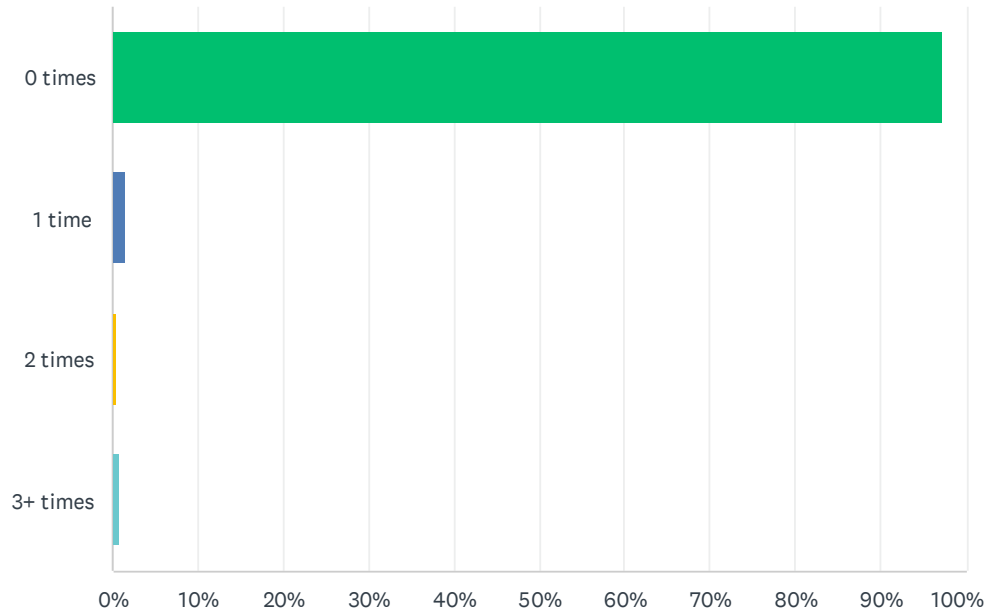
Answered: 210 Skipped: 117



ANSWER CHOICES	RESPONSES	
0 times	96.67%	203
1 time	1.43%	3
2 times	0.95%	2
3+ times	0.95%	2
TOTAL		210

# Q156 Showing displeasure, criticizing my sexuality or attractiveness, getting angry but not using physical force, after I said I didn't want to.

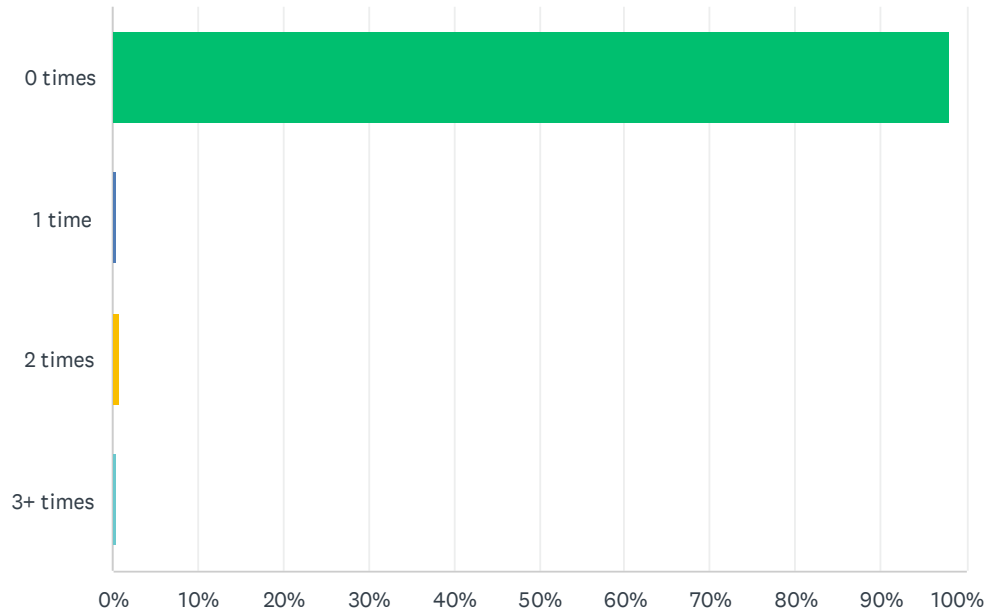
Answered: 210 Skipped: 117



ANSWER CHOICES	RESPONSES	
0 times	97.14%	204
1 time	1.43%	3
2 times	0.48%	1
3+ times	0.95%	2
TOTAL		210

## Q157 Taking advantage of me when I was too drunk or out of it to stop what was happening.

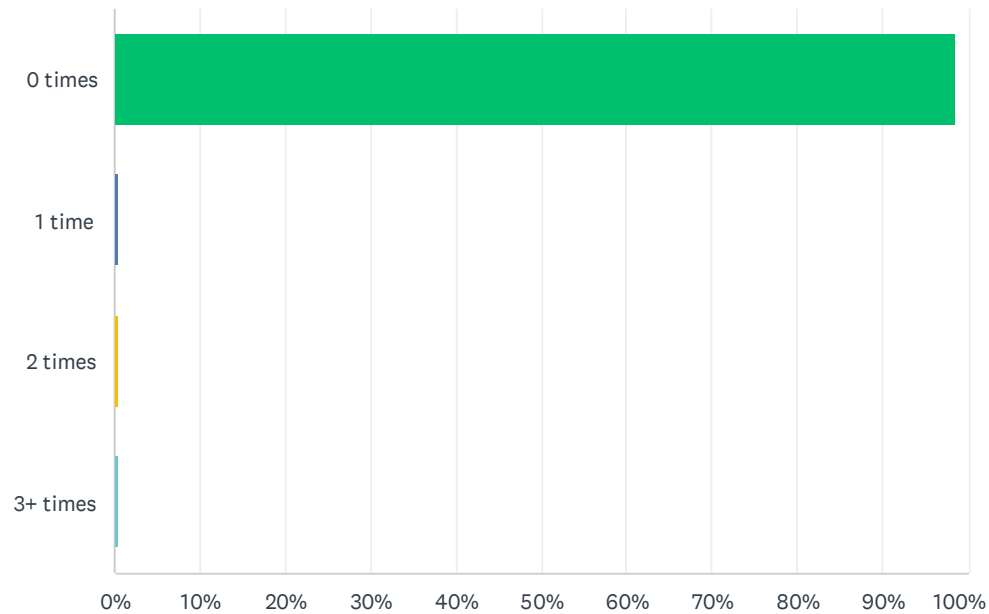
Answered: 209 Skipped: 118



ANSWER CHOICES	RESPONSES	
0 times	98.09%	205
1 time	0.48%	1
2 times	0.96%	2
3+ times	0.48%	1
TOTAL		209

## Q158 Threatening to physically harm me or someone close to me.

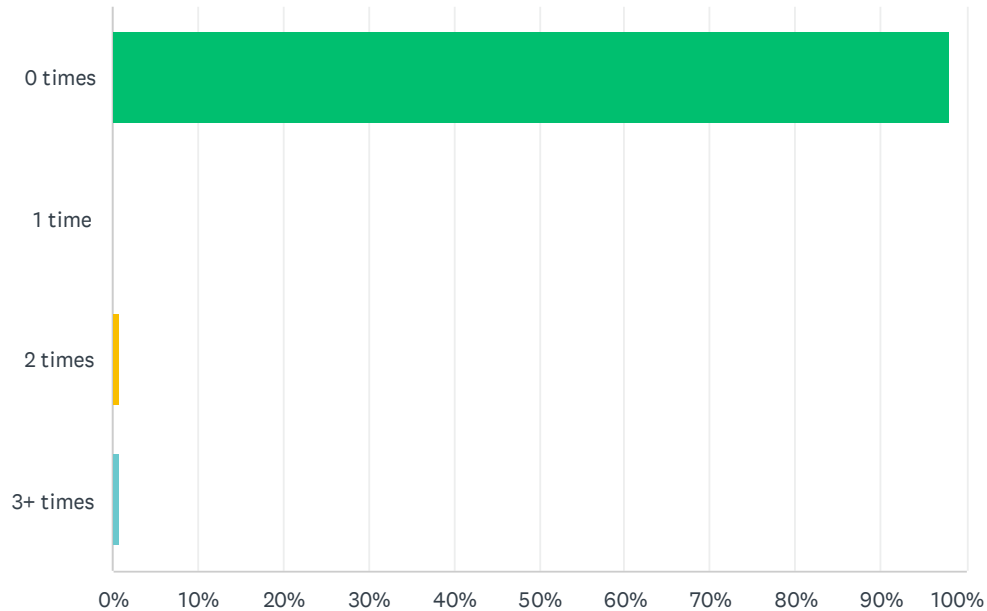
Answered: 210 Skipped: 117



ANSWER CHOICES	RESPONSES	
0 times	98.57%	207
1 time	0.48%	1
2 times	0.48%	1
3+ times	0.48%	1
TOTAL		210

# Q159 Using force, for example holding me down with their body weight, pinning my arms, or having a weapon.

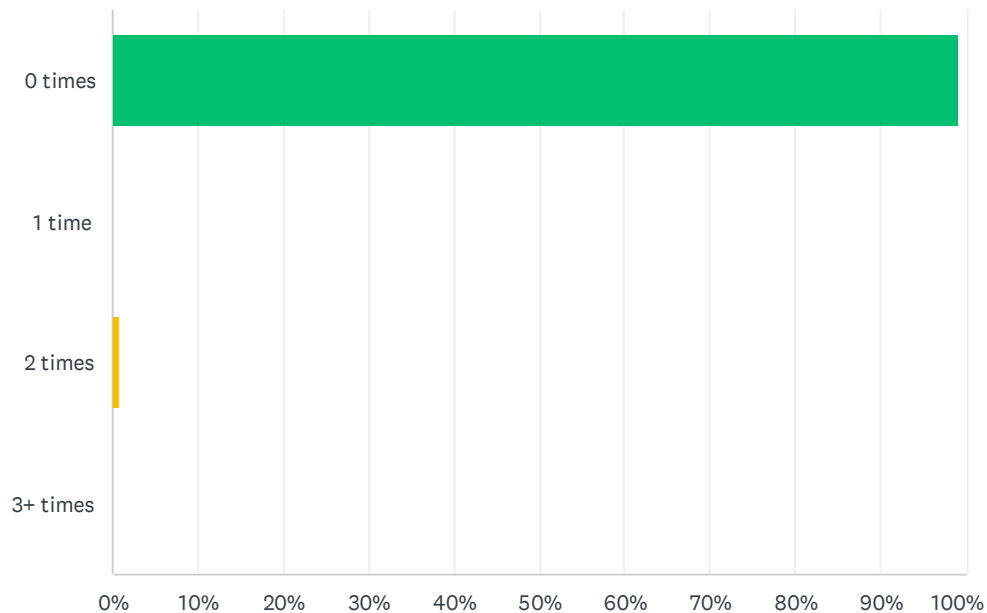
Answered: 210 Skipped: 117



ANSWER CHOICES	RESPONSES	
0 times	98.10%	206
1 time	0.00%	0
2 times	0.95%	2
3+ times	0.95%	2
TOTAL		210

**Q160 Telling lies, threatening to end the relationship, threatening to spread rumors about me, making promises I knew were untrue, or continually verbally pressuring me after I said I didn't want to**

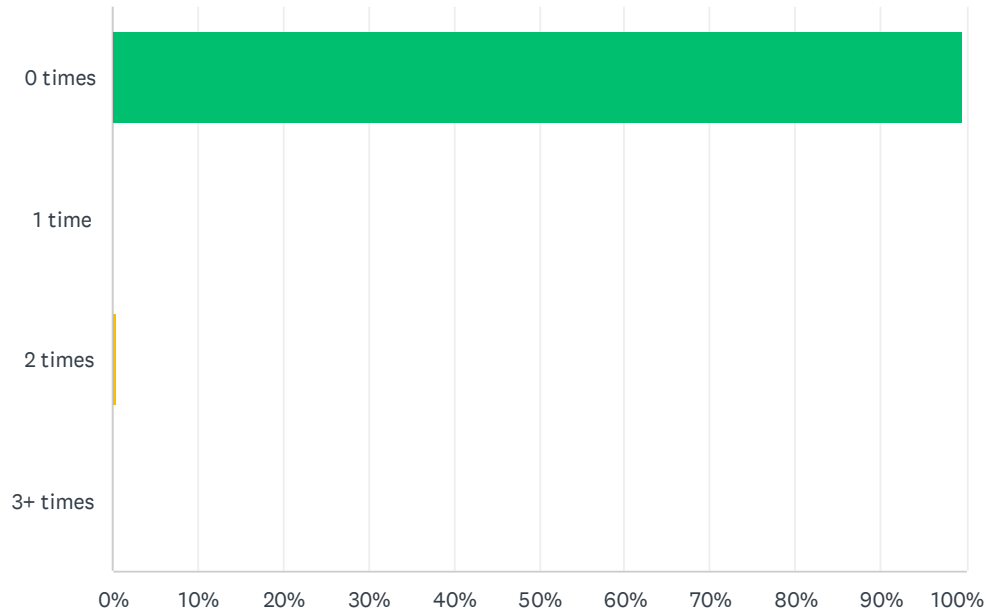
Answered: 209 Skipped: 118



ANSWER CHOICES	RESPONSES	
0 times	99.04%	207
1 time	0.00%	0
2 times	0.96%	2
3+ times	0.00%	0
TOTAL		209

# Q161 Showing displeasure, criticizing my sexuality or attractiveness, getting angry but not using physical force, after I said I didn't want to.

Answered: 210 Skipped: 117

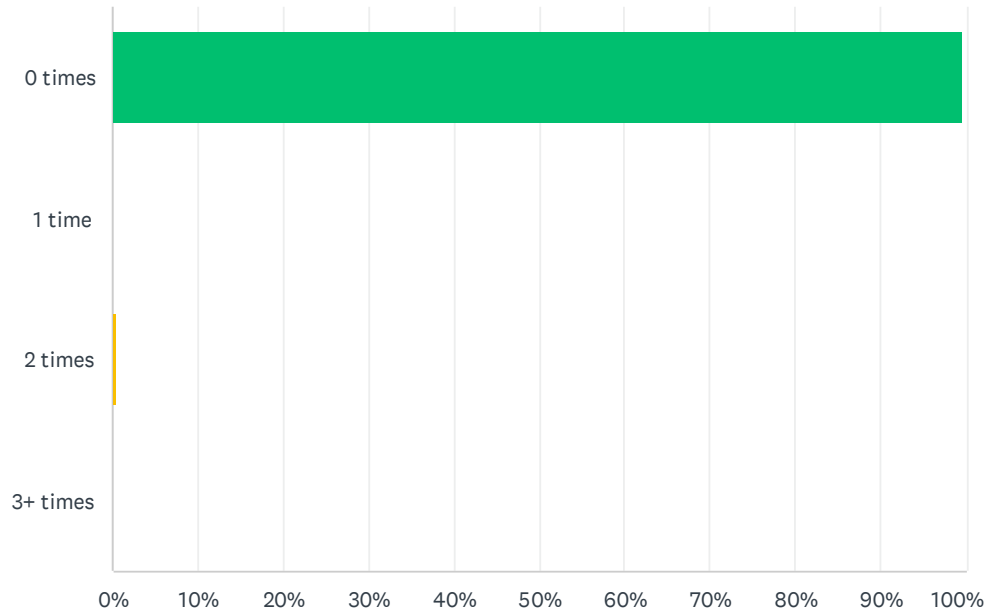


ANSWER CHOICES	RESPONSES	
0 times	99.52%	209
1 time	0.00%	0
2 times	0.48%	1
3+ times	0.00%	0
TOTAL		210



## Q162 Taking advantage of me when I was too drunk or out of it to stop what was happening.

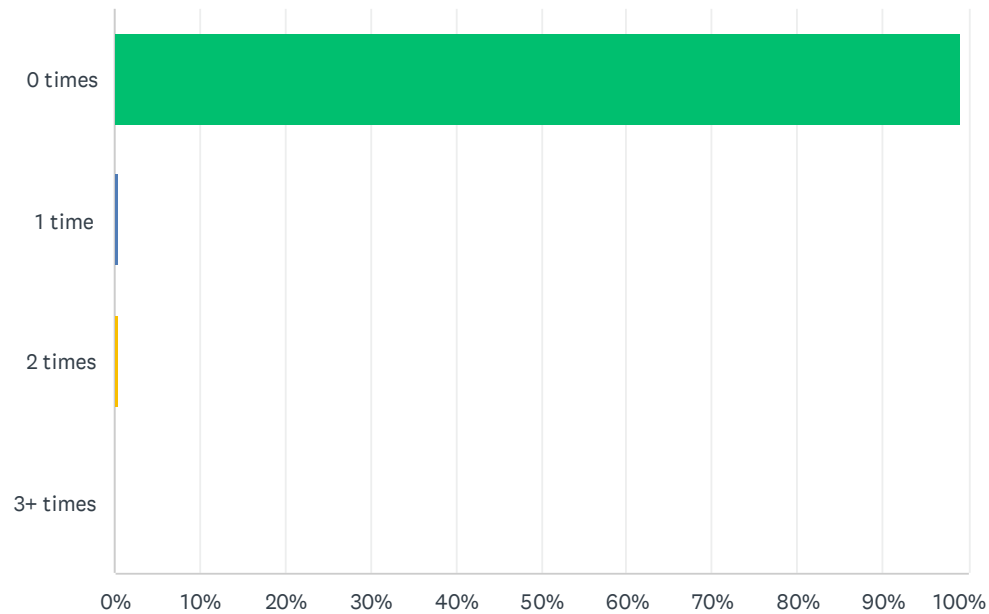
Answered: 209 Skipped: 118



ANSWER CHOICES	RESPONSES	
0 times	99.52%	208
1 time	0.00%	0
2 times	0.48%	1
3+ times	0.00%	0
TOTAL		209

# Q163 Threatening to physically harm me or someone close to me.

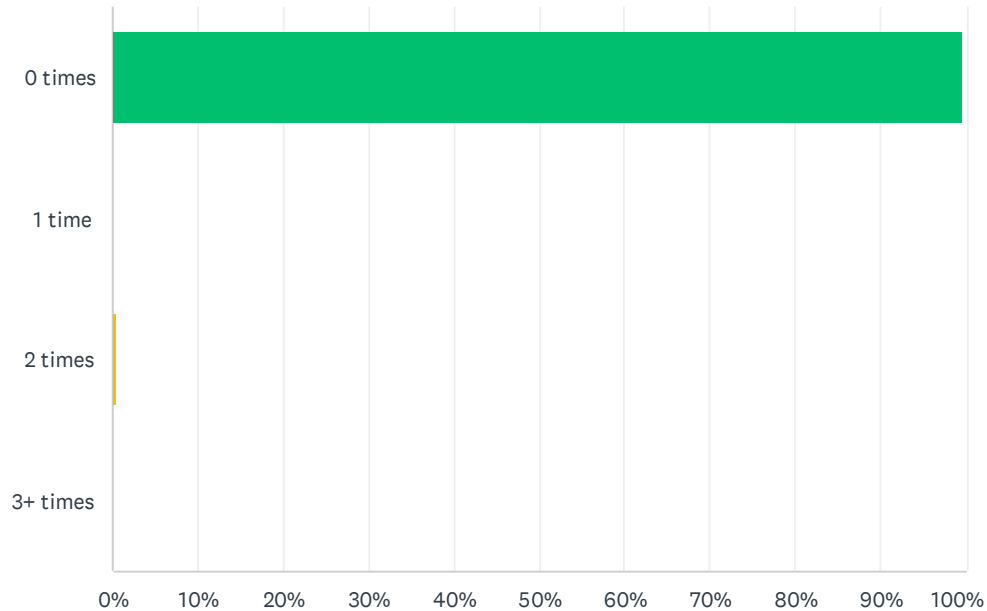
Answered: 210 Skipped: 117



ANSWER CHOICES	RESPONSES	
0 times	99.05%	208
1 time	0.48%	1
2 times	0.48%	1
3+ times	0.00%	0
TOTAL		210

# Q164 Using force, for example holding me down with their body weight, pinning my arms, or having a weapon.

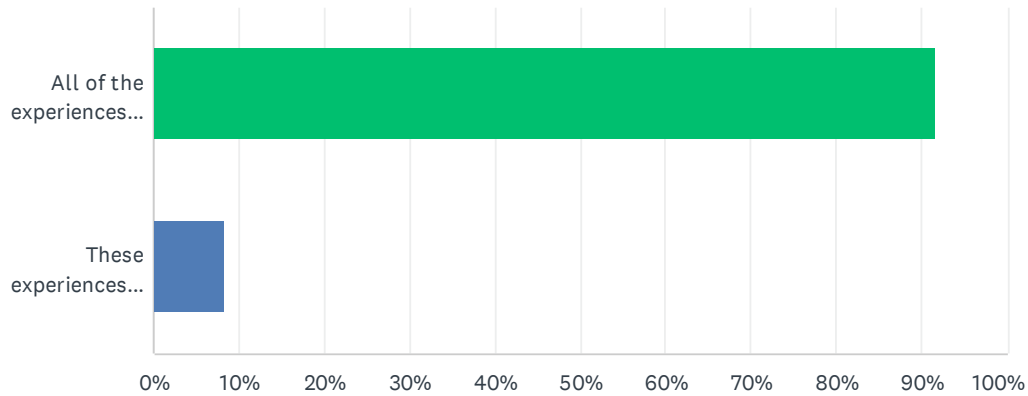
Answered: 210 Skipped: 117



ANSWER CHOICES	RESPONSES	
0 times	99.52%	209
1 time	0.00%	0
2 times	0.48%	1
3+ times	0.00%	0
TOTAL		210

Q165 On the last several pages of the survey, you reported that someone had oral, anal, or vaginal sex with you without your consent, either multiple times or using multiple strategies since you enrolled at Rivier University.

Answered: 12 Skipped: 315

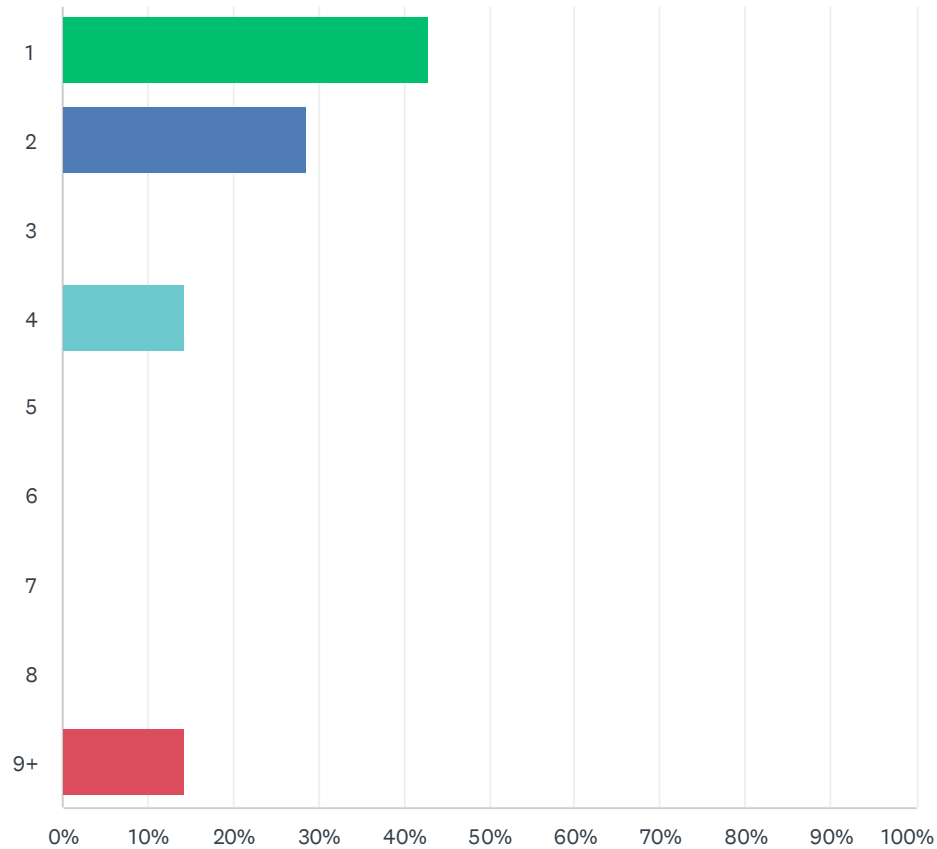


ANSWER CHOICES	RESPONSES	
All of the experiences were with the same person.	91.67%	11
These experiences were with more than one person. (If you choose this, please enter the number of people in the box below.)	8.33%	1
TOTAL		12

#	THESE EXPERIENCES WERE WITH MORE THAN ONE PERSON. (IF YOU CHOOSE THIS, PLEASE ENTER THE NUMBER OF PEOPLE IN THE BOX BELOW.)	DATE
1	2	2/8/2022 9:42 PM

# Q166 On how many different days did someone have oral, anal, or vaginal sex with you without your consent since you enrolled at Rivier University?

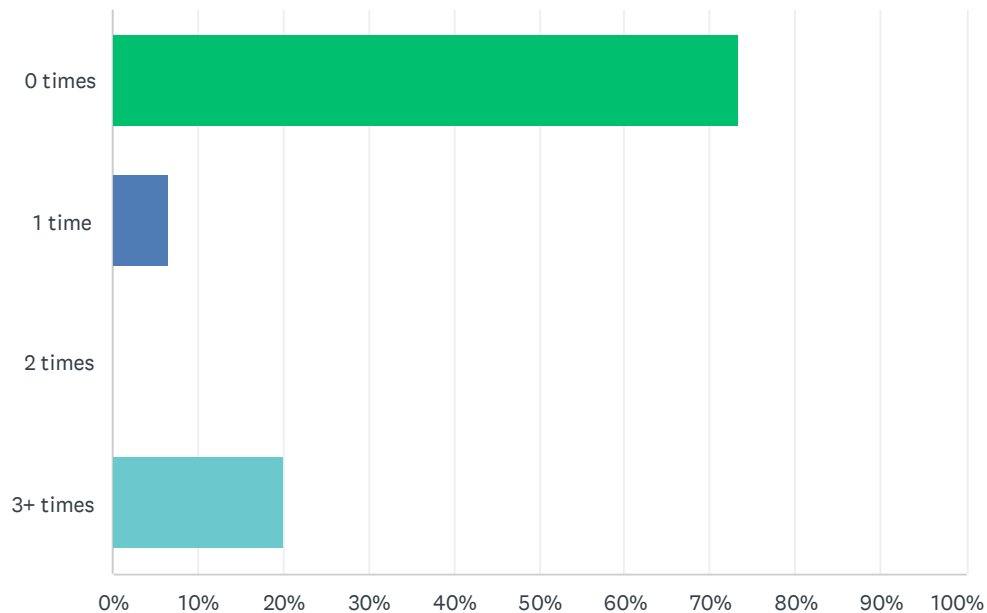
Answered: 7   Skipped: 320



ANSWER CHOICES	RESPONSES	
1	42.86%	3
2	28.57%	2
3	0.00%	0
4	14.29%	1
5	0.00%	0
6	0.00%	0
7	0.00%	0
8	0.00%	0
9+	14.29%	1
<b>TOTAL</b>		<b>7</b>

**Q167 Telling lies, threatening to end the relationship, threatening to spread rumors about me, making promises I knew were untrue, or continually verbally pressuring me after I said I didn't want to.**

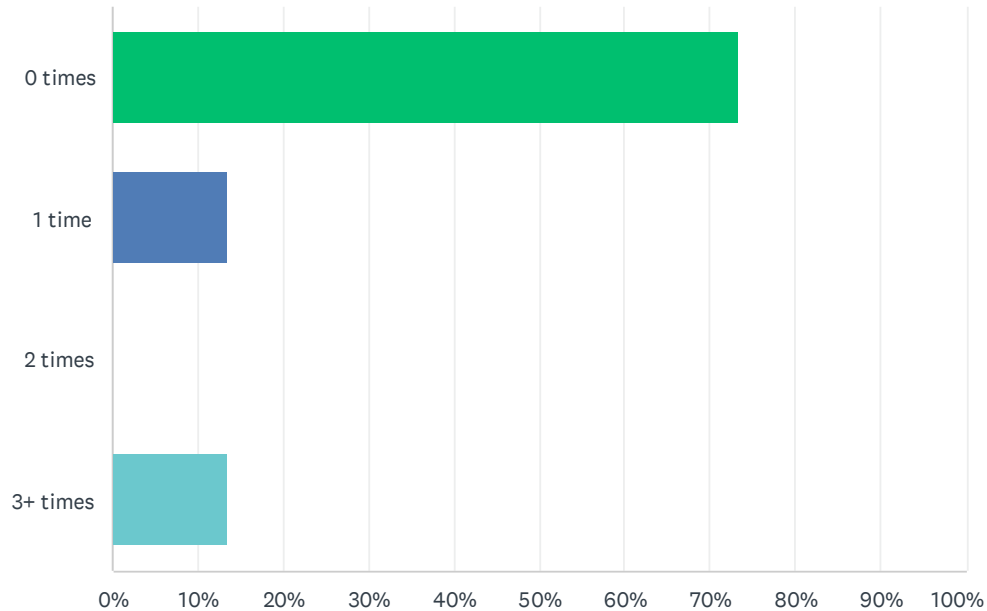
Answered: 15 Skipped: 312



ANSWER CHOICES	RESPONSES	
0 times	73.33%	11
1 time	6.67%	1
2 times	0.00%	0
3+ times	20.00%	3
TOTAL		15

# Q168 Showing displeasure, criticizing my sexuality or attractiveness, getting angry but not using physical force, after I said I didn't want to.

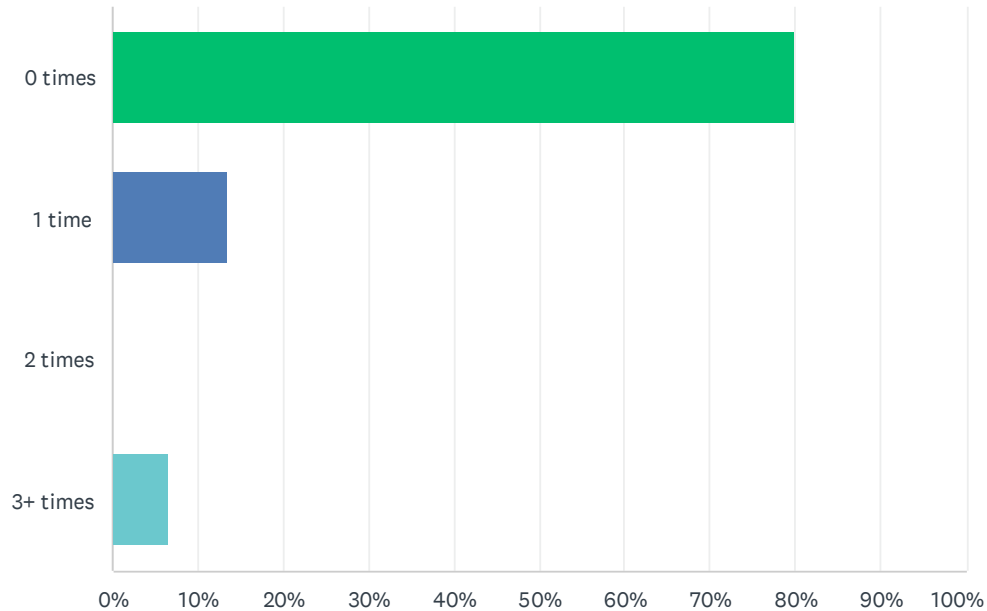
Answered: 15   Skipped: 312



ANSWER CHOICES	RESPONSES	
0 times	73.33%	11
1 time	13.33%	2
2 times	0.00%	0
3+ times	13.33%	2
TOTAL		15

## Q169 Taking advantage of me when I was too drunk or out of it to stop what was happening.

Answered: 15    Skipped: 312

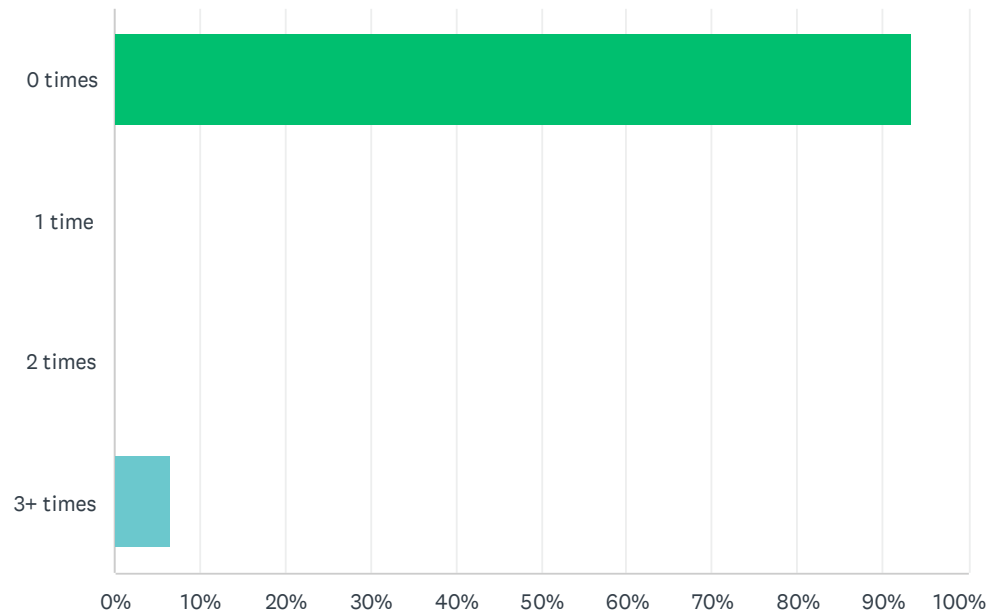


ANSWER CHOICES	RESPONSES	
0 times	80.00%	12
1 time	13.33%	2
2 times	0.00%	0
3+ times	6.67%	1
TOTAL		15



## Q170 Threatening to physically harm me or someone close to me.

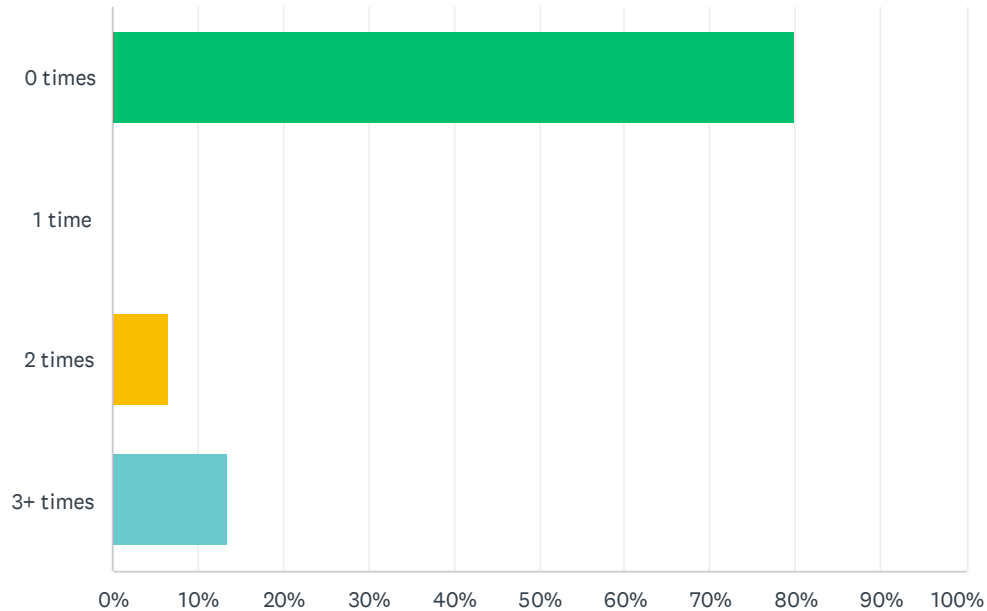
Answered: 15   Skipped: 312



ANSWER CHOICES	RESPONSES	
0 times	93.33%	14
1 time	0.00%	0
2 times	0.00%	0
3+ times	6.67%	1
TOTAL		15

# Q171 Using force, for example holding me down with their body weight, pinning my arms, or having a weapon.

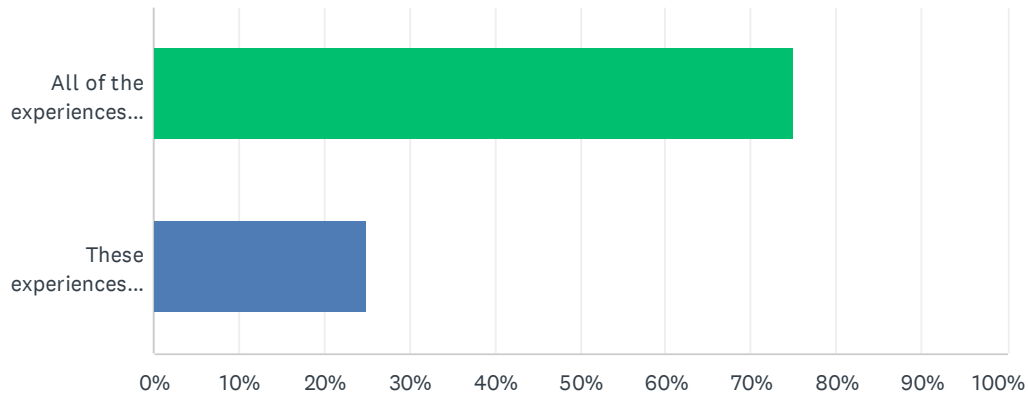
Answered: 15   Skipped: 312



ANSWER CHOICES	RESPONSES	
0 times	80.00%	12
1 time	0.00%	0
2 times	6.67%	1
3+ times	13.33%	2
TOTAL		15

Q172 On the last several pages of the survey, you reported that since you enrolled at Rivier University someone had oral, anal, or vaginal sex with you without your consent. And even though it didn't happen, that someone TRIED TO have oral, anal, or vaginal sex with you without your consent.

Answered: 4 Skipped: 323

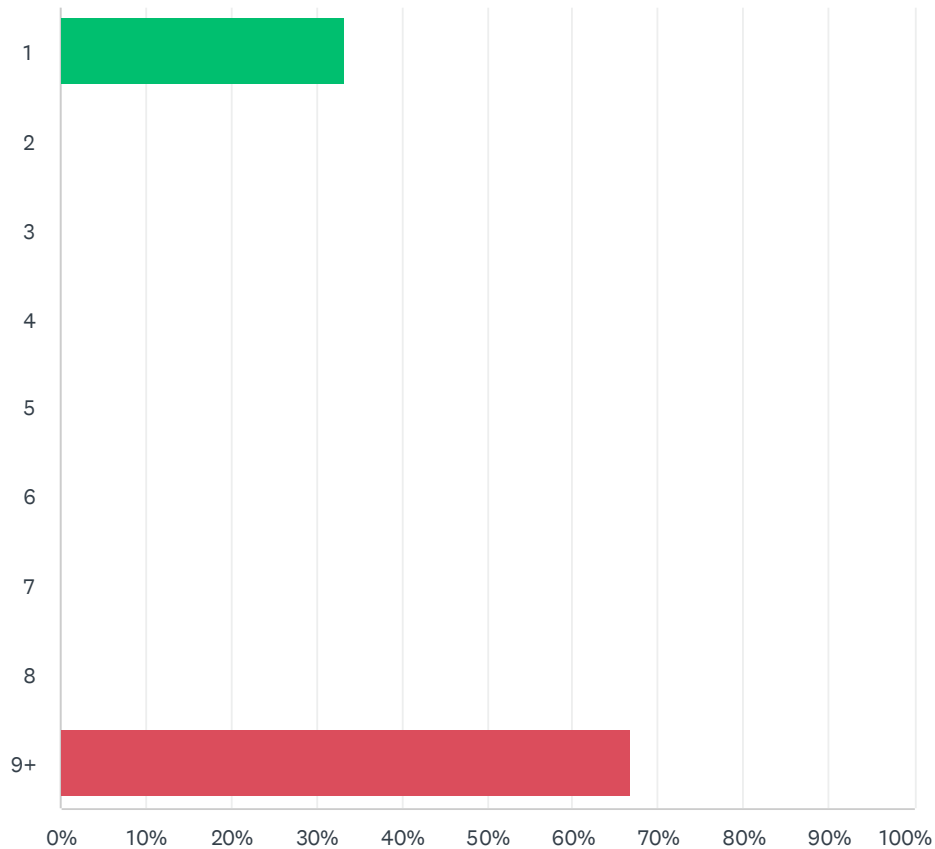


ANSWER CHOICES	RESPONSES	
All of the experiences were with the same person.	75.00%	3
These experiences were with more than one person. (If you choose this, please enter the number of people in the box below.)	25.00%	1
TOTAL		4

#	THESE EXPERIENCES WERE WITH MORE THAN ONE PERSON. (IF YOU CHOOSE THIS, PLEASE ENTER THE NUMBER OF PEOPLE IN THE BOX BELOW.)	DATE
1	3	2/15/2022 12:36 PM

# Q173 On how many different days did someone either try to or have oral, anal, or vaginal sex with you without your consent since you enrolled at Rivier University?

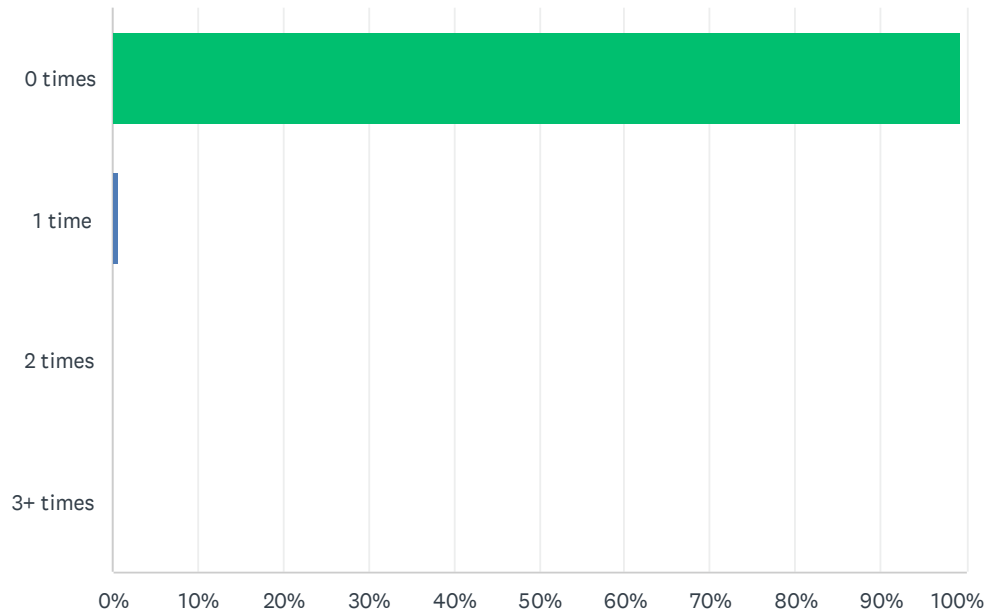
Answered: 3 Skipped: 324



ANSWER CHOICES	RESPONSES	
1	33.33%	1
2	0.00%	0
3	0.00%	0
4	0.00%	0
5	0.00%	0
6	0.00%	0
7	0.00%	0
8	0.00%	0
9+	66.67%	2
TOTAL		3

**Q174 Telling lies, threatening to end the relationship, threatening to spread rumors about me, making promises I knew were untrue, or continually verbally pressuring me after I said I didn't want to.**

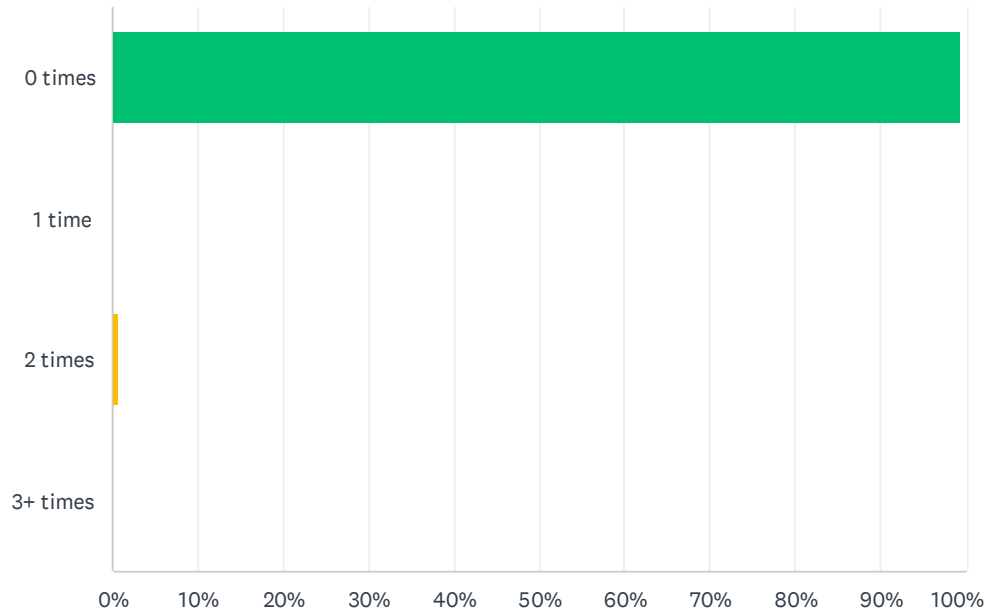
Answered: 186 Skipped: 141



ANSWER CHOICES	RESPONSES	
0 times	99.46%	185
1 time	0.54%	1
2 times	0.00%	0
3+ times	0.00%	0
TOTAL		186

# Q175 Showing displeasure, criticizing my sexuality or attractiveness, getting angry but not using physical force, after I said I didn't want to.

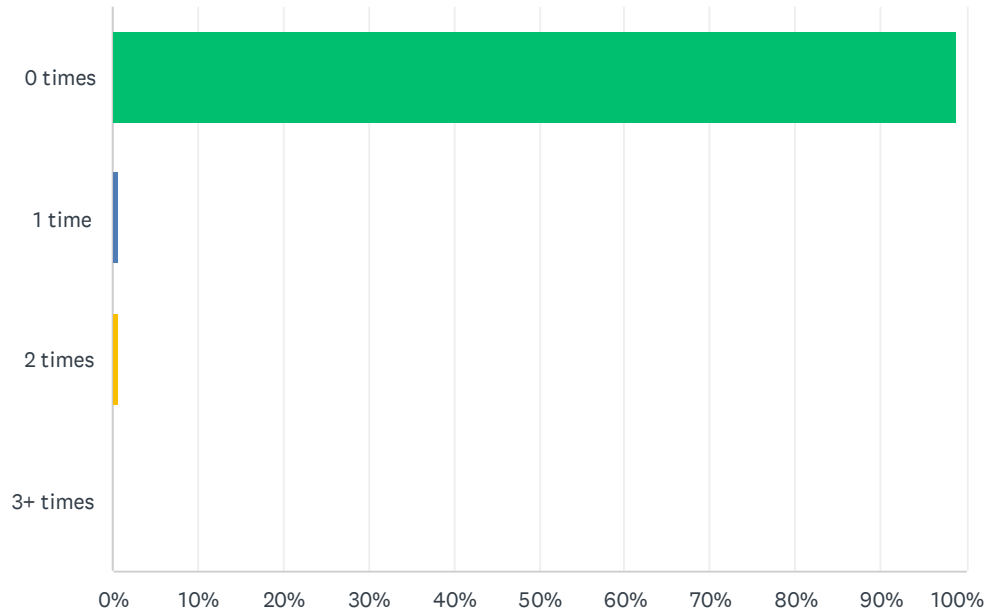
Answered: 186   Skipped: 141



ANSWER CHOICES	RESPONSES	
0 times	99.46%	185
1 time	0.00%	0
2 times	0.54%	1
3+ times	0.00%	0
TOTAL		186

## Q176 Taking advantage of me when I was too drunk or out of it to stop what was happening.

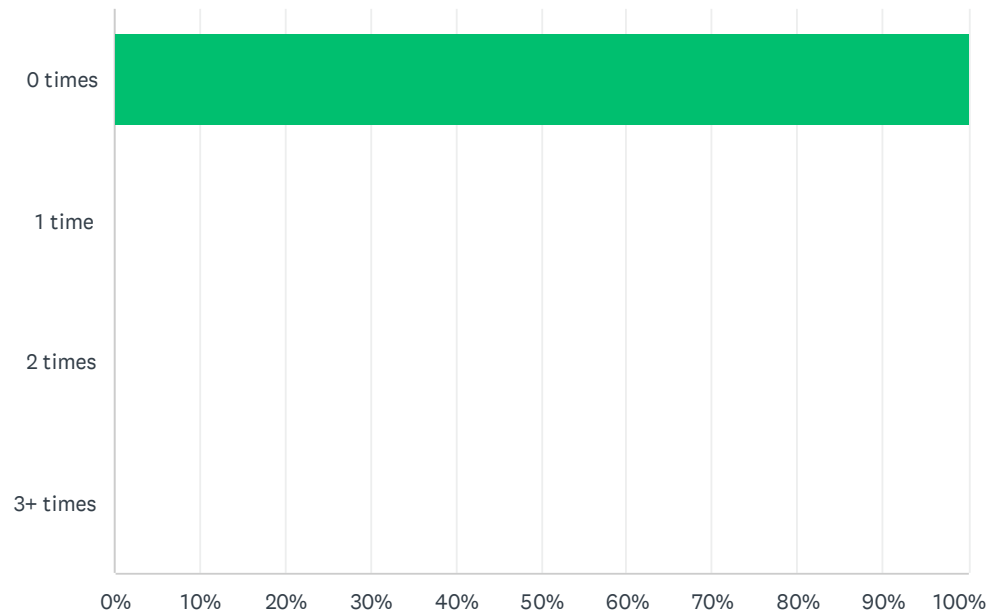
Answered: 186 Skipped: 141



ANSWER CHOICES	RESPONSES	
0 times	98.92%	184
1 time	0.54%	1
2 times	0.54%	1
3+ times	0.00%	0
TOTAL		186

## Q177 Threatening to physically harm me or someone close to me.

Answered: 186 Skipped: 141

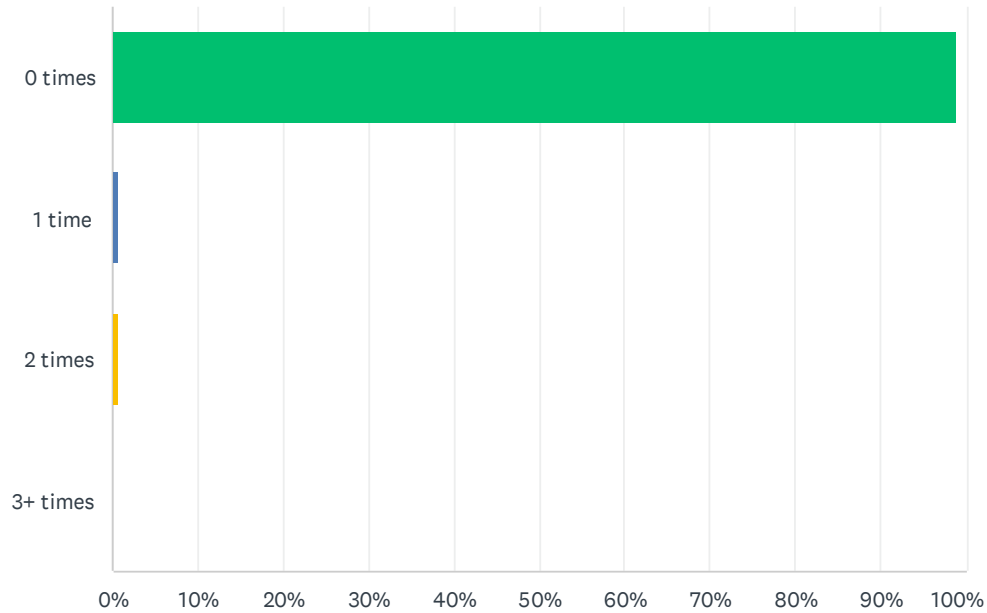


ANSWER CHOICES	RESPONSES	
0 times	100.00%	186
1 time	0.00%	0
2 times	0.00%	0
3+ times	0.00%	0
TOTAL		186



# Q178 Using force, for example holding me down with their body weight, pinning my arms, or having a weapon.

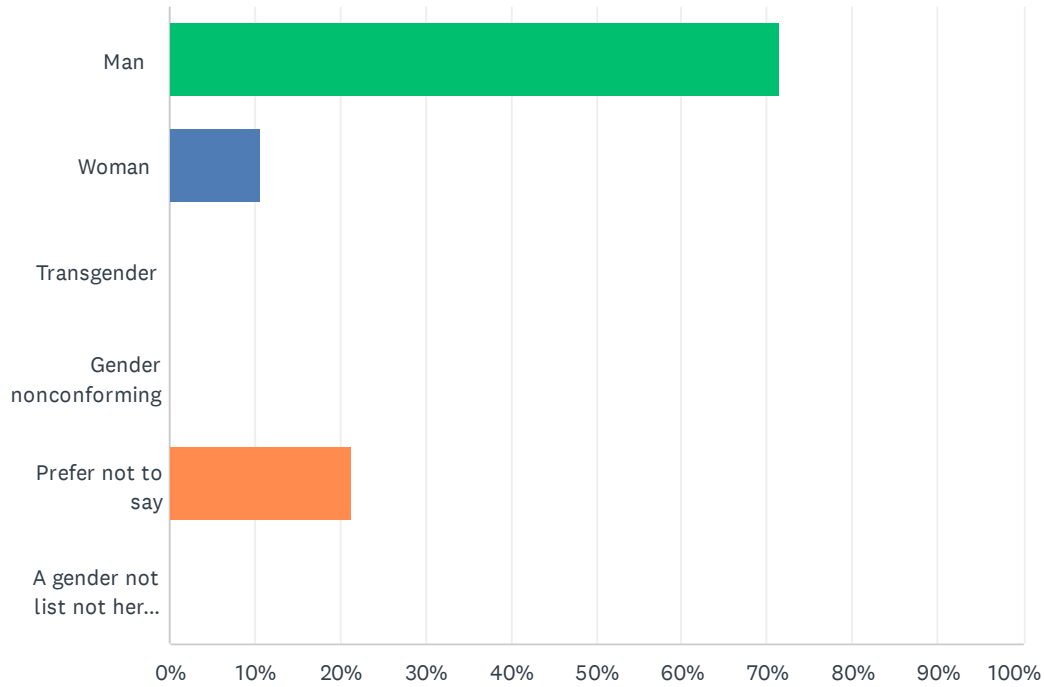
Answered: 186 Skipped: 141



ANSWER CHOICES	RESPONSES	
0 times	98.92%	184
1 time	0.54%	1
2 times	0.54%	1
3+ times	0.00%	0
TOTAL		186

## Q179 The other person was a (select all that apply if more than one other person):

Answered: 28   Skipped: 299

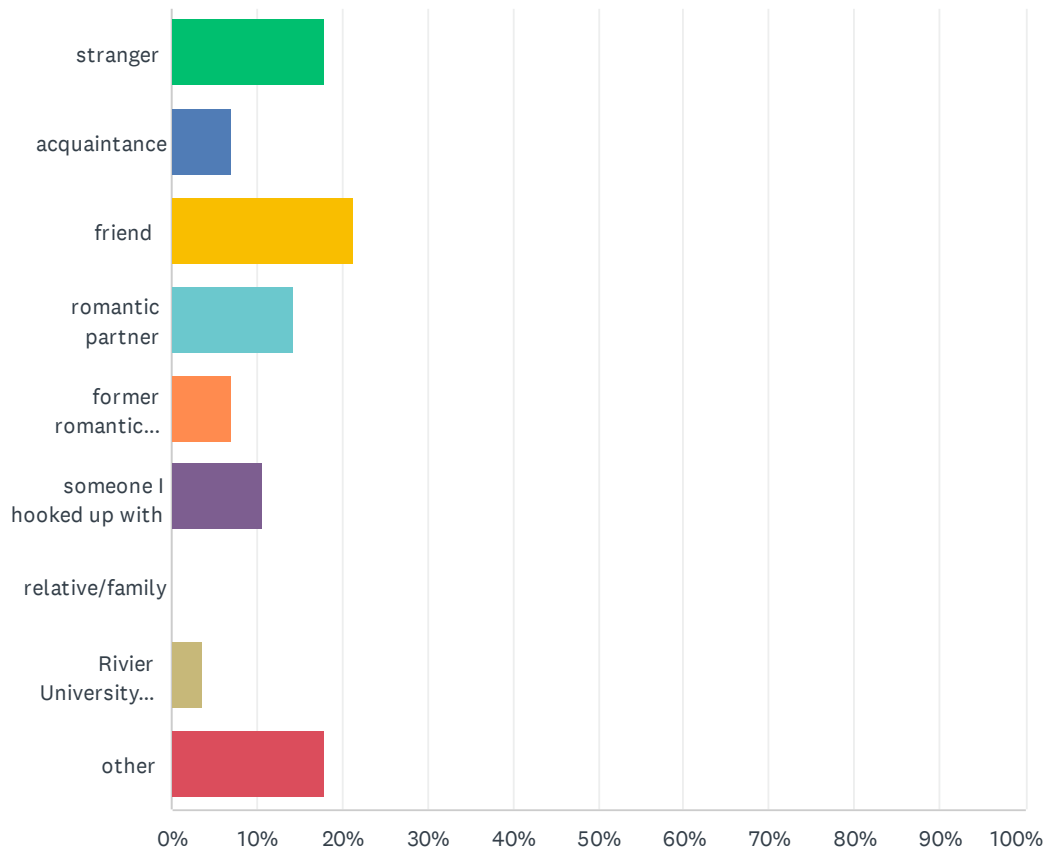


ANSWER CHOICES		RESPONSES	
Man		71.43%	20
Woman		10.71%	3
Transgender		0.00%	0
Gender nonconforming		0.00%	0
Prefer not to say		21.43%	6
A gender not list not here (write-in)		0.00%	0
Total Respondents: 28			

#	A GENDER NOT LIST NOT HERE (WRITE-IN)	DATE
	There are no responses.	

## Q180 What was your relationship to the other person?

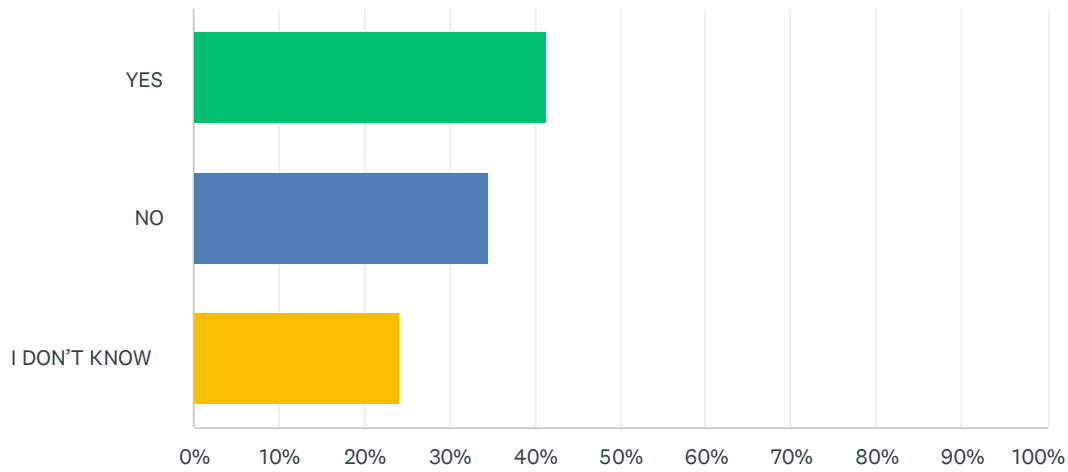
Answered: 28 Skipped: 299



ANSWER CHOICES	RESPONSES	
stranger	17.86%	5
acquaintance	7.14%	2
friend	21.43%	6
romantic partner	14.29%	4
former romantic partner	7.14%	2
someone I hooked up with	10.71%	3
relative/family	0.00%	0
Rivier University faculty/staff	3.57%	1
other	17.86%	5
<b>TOTAL</b>		<b>28</b>

## Q181 Was the other person a student at Rivier University?

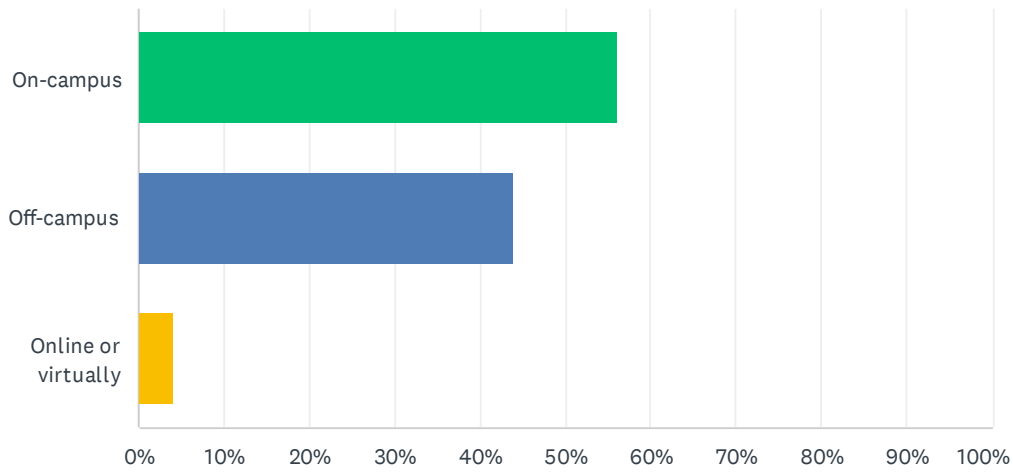
Answered: 29   Skipped: 298



ANSWER CHOICES	RESPONSES	
YES	41.38%	12
NO	34.48%	10
I DON'T KNOW	24.14%	7
TOTAL		29

## Q182 Where did this happen? (Check all that apply)

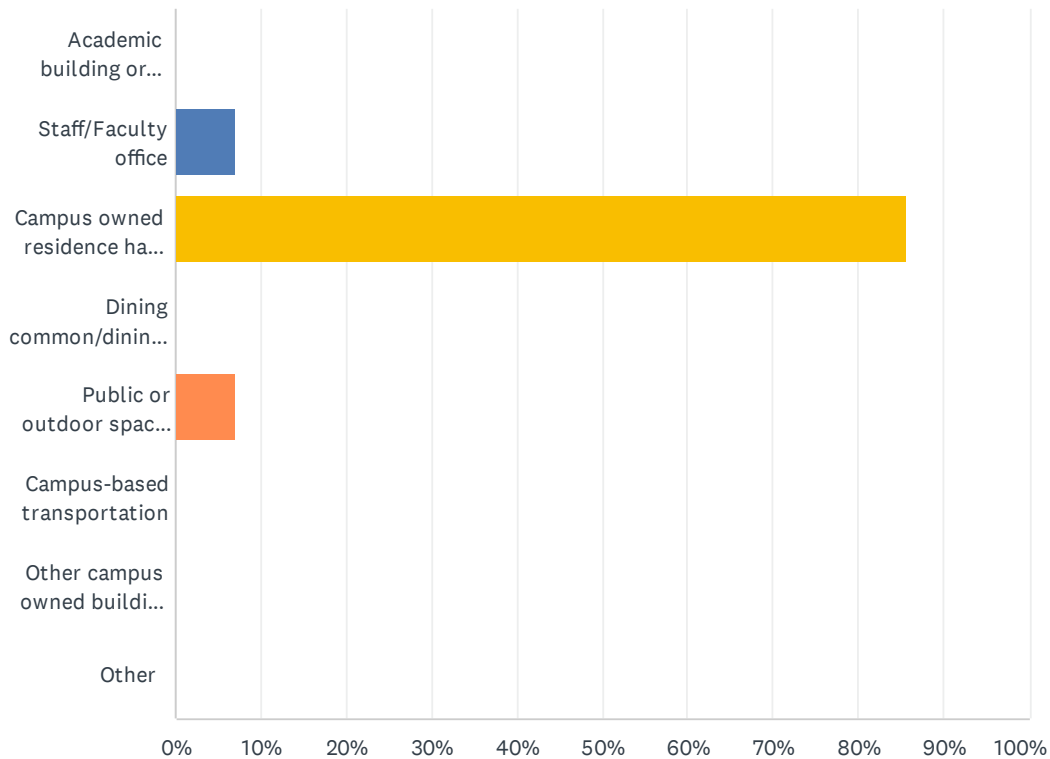
Answered: 25 Skipped: 302



ANSWER CHOICES	RESPONSES	
On-campus	56.00%	14
Off-campus	44.00%	11
Online or virtually	4.00%	1
Total Respondents: 25		

## Q183 Where did this happen on-campus? (check all that apply)

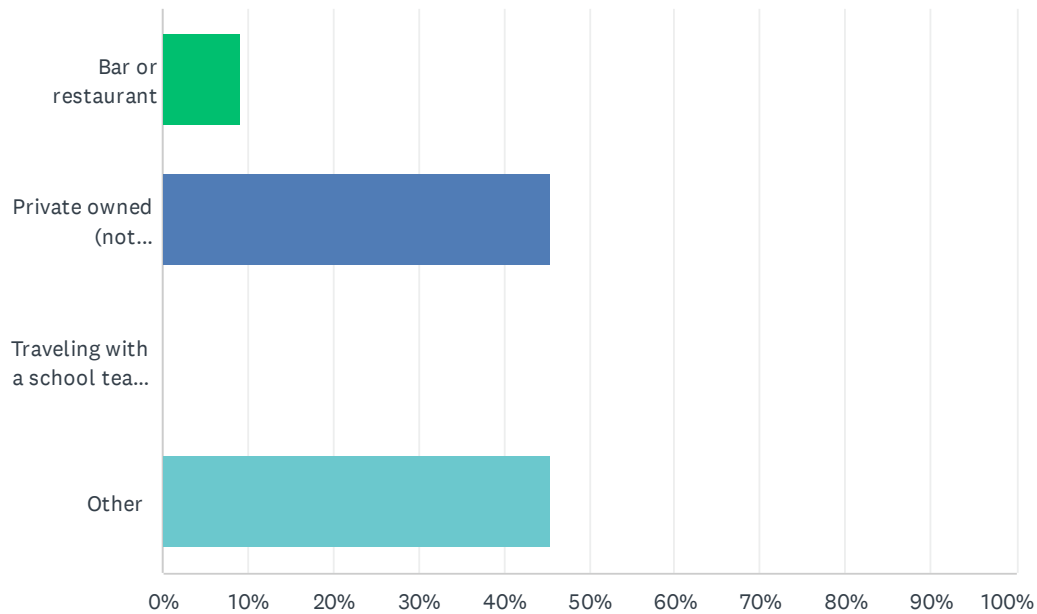
Answered: 14 Skipped: 313



ANSWER CHOICES	RESPONSES	
Academic building or classroom	0.00%	0
Staff/Faculty office	7.14%	1
Campus owned residence hall or apartment	85.71%	12
Dining common/dining hall	0.00%	0
Public or outdoor space on campus	7.14%	1
Campus-based transportation	0.00%	0
Other campus owned building (i.e. gym, student center, sports arena)	0.00%	0
Other	0.00%	0
Total Respondents: 14		

## Q184 Where did this happen off-campus (check all that apply)

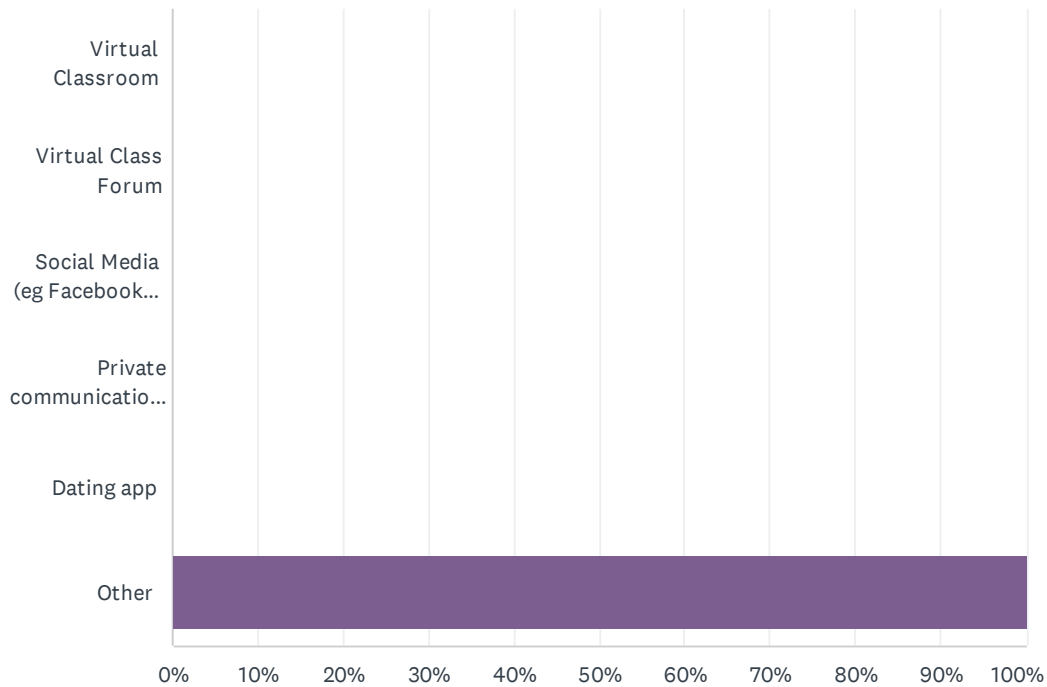
Answered: 11 Skipped: 316



ANSWER CHOICES	RESPONSES	
Bar or restaurant	9.09%	1
Private owned (not campus-owned) housing or apartment complex	45.45%	5
Traveling with a school team, band, or other organization	0.00%	0
Other	45.45%	5
Total Respondents: 11		

## Q185 Where did this happen online or virtual(check all that apply)

Answered: 1 Skipped: 326

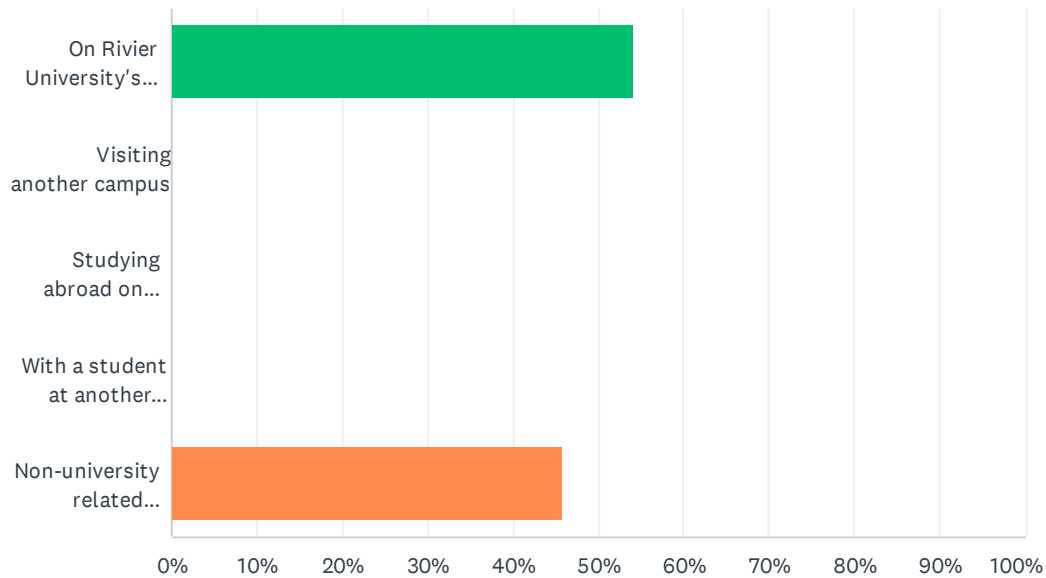


ANSWER CHOICES	RESPONSES	
Virtual Classroom	0.00%	0
Virtual Class Forum	0.00%	0
Social Media (eg Facebook, Instagram, Snapchat, Twitter, TikTok)	0.00%	0
Private communications (eg texting)	0.00%	0
Dating app	0.00%	0
Other	100.00%	1
Total Respondents: 1		



## Q186 Did this occur:

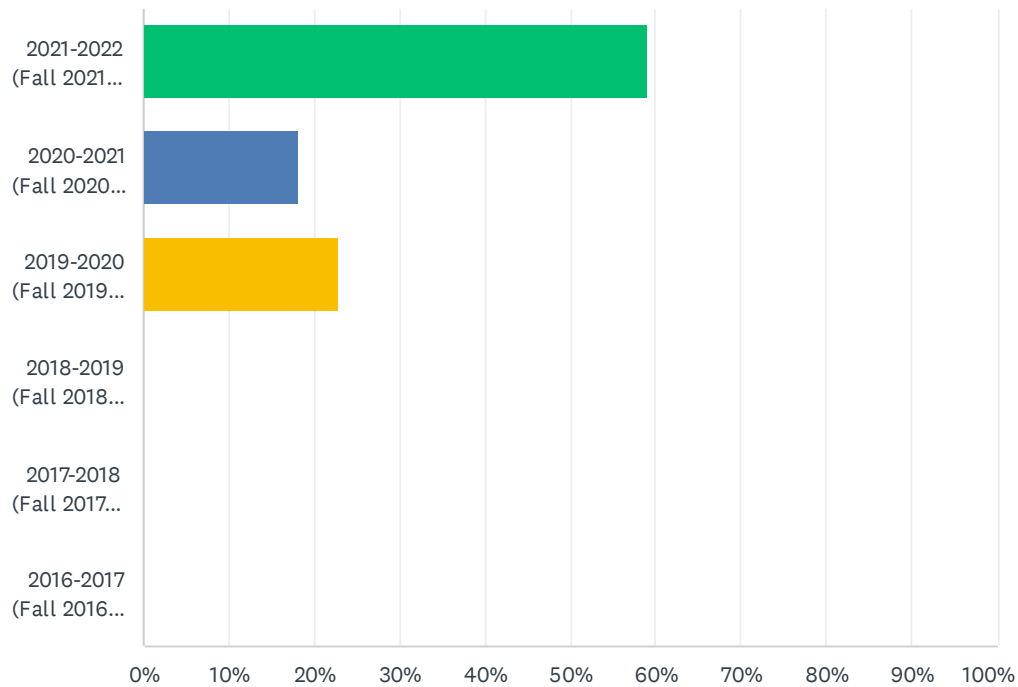
Answered: 24 Skipped: 303



ANSWER CHOICES	RESPONSES	
On Rivier University's campus	54.17%	13
Visiting another campus	0.00%	0
Studying abroad on another campus	0.00%	0
With a student at another institution (i.e. you have transferred institutions since this occurred)	0.00%	0
Non-university related location(s)	45.83%	11
TOTAL		24

## Q187 During what academic year did the incident(s) occur?

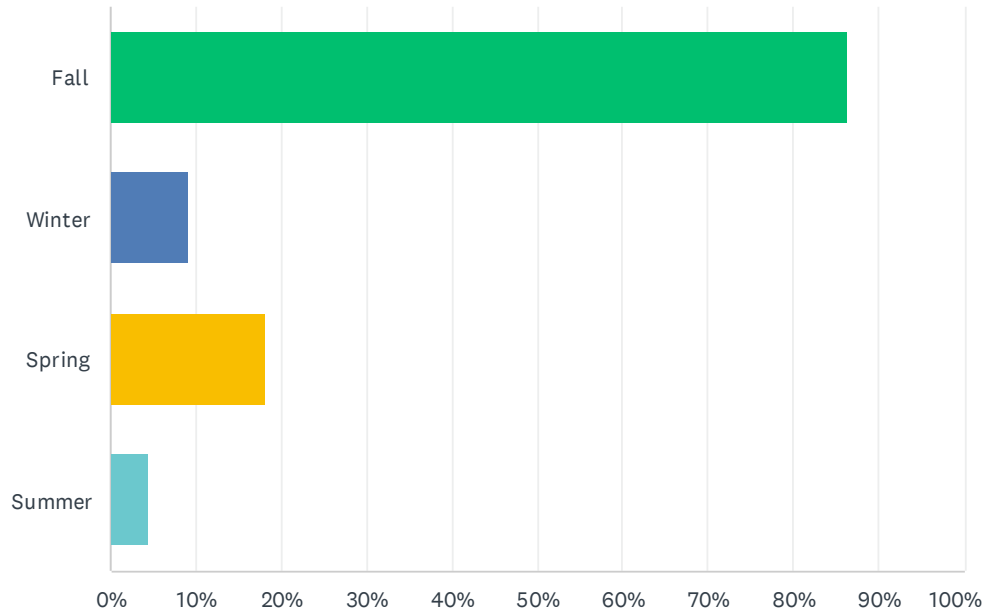
Answered: 22 Skipped: 305



ANSWER CHOICES	RESPONSES	
2021-2022 (Fall 2021 through present)	59.09%	13
2020-2021 (Fall 2020 through Summer 2021)	18.18%	4
2019-2020 (Fall 2019 through Summer 2020)	22.73%	5
2018-2019 (Fall 2018 through Summer 2019)	0.00%	0
2017-2018 (Fall 2017 through Summer 2018)	0.00%	0
2016-2017 (Fall 2016 through Summer 2017)	0.00%	0
<b>TOTAL</b>		<b>22</b>

## Q188 During what semester or term did incident(s) occur? (check all that apply)

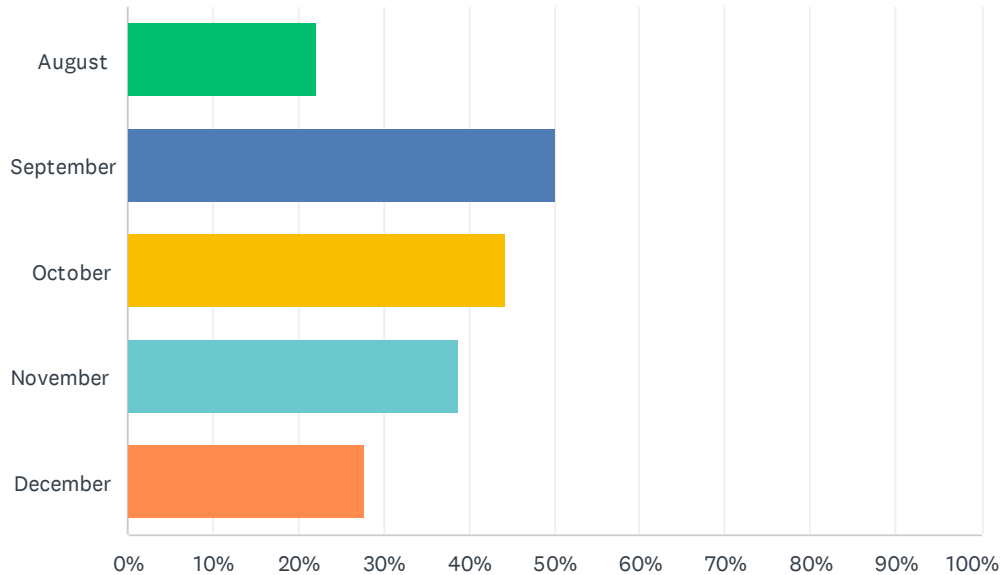
Answered: 22    Skipped: 305



ANSWER CHOICES	RESPONSES	
Fall	86.36%	19
Winter	9.09%	2
Spring	18.18%	4
Summer	4.55%	1
Total Respondents: 22		

## Q189 Fall - During which month(s) did incidents occur? (check all that apply)

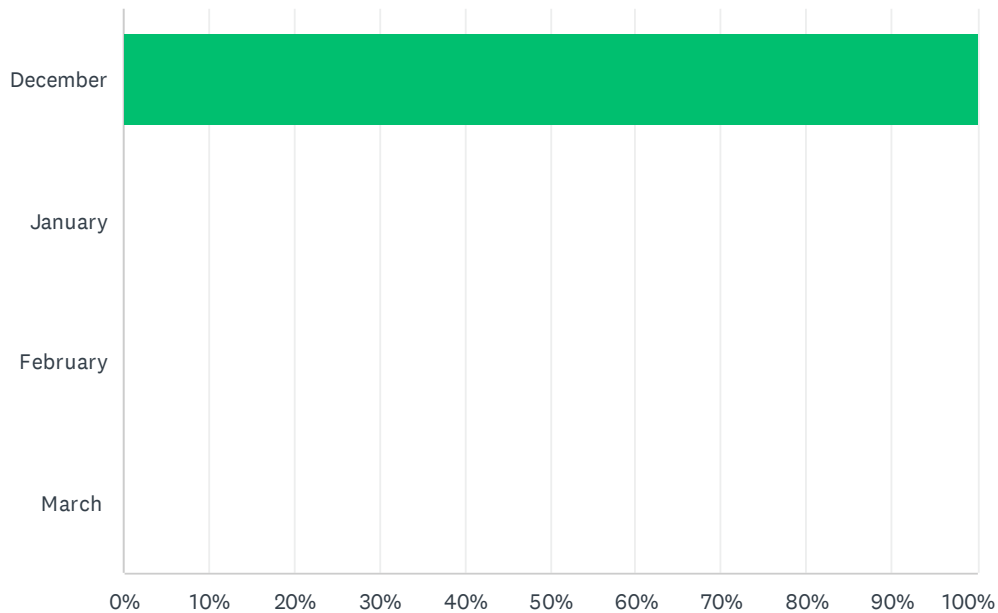
Answered: 18   Skipped: 309



ANSWER CHOICES	RESPONSES	
August	22.22%	4
September	50.00%	9
October	44.44%	8
November	38.89%	7
December	27.78%	5
Total Respondents: 18		

## Q190 Winter - During which month(s) did incidents occur? (check all that apply)

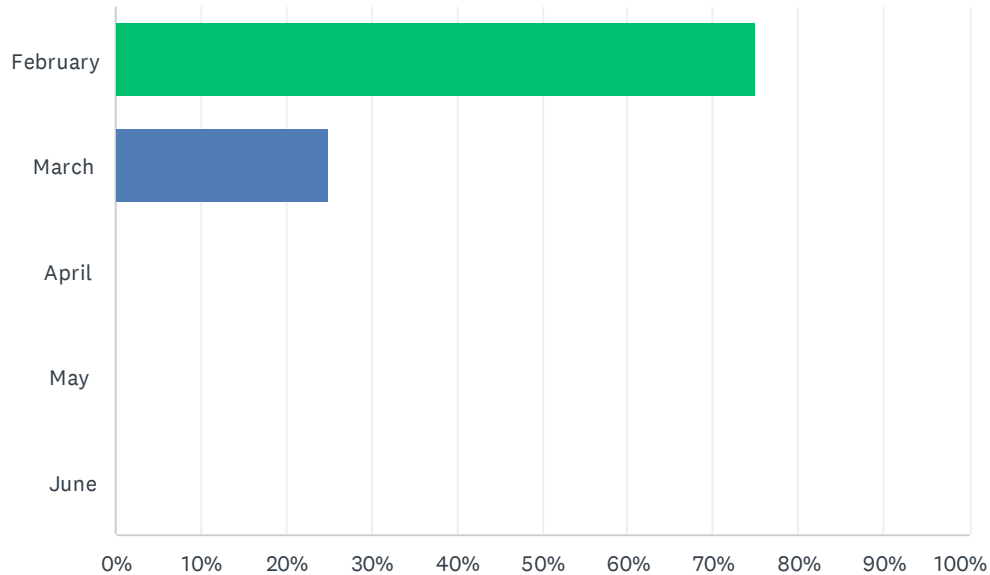
Answered: 1   Skipped: 326



ANSWER CHOICES	RESPONSES	
December	100.00%	1
January	0.00%	0
February	0.00%	0
March	0.00%	0
Total Respondents: 1		

## Q191 Spring - During which month(s) did incidents occur? (check all that apply)

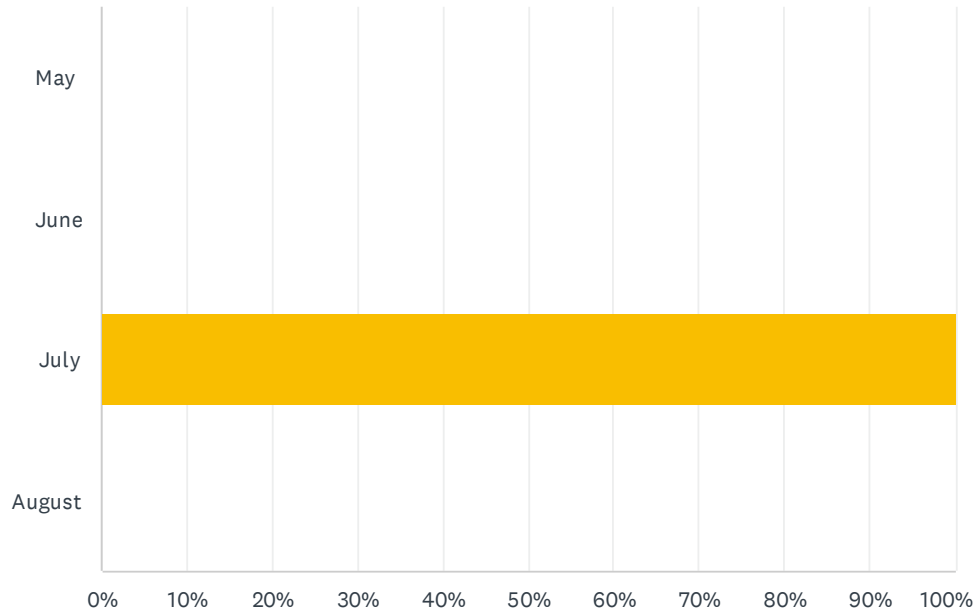
Answered: 4   Skipped: 323



ANSWER CHOICES	RESPONSES	
February	75.00%	3
March	25.00%	1
April	0.00%	0
May	0.00%	0
June	0.00%	0
Total Respondents: 4		

## Q192 Summer - During which month(s) did incidents occur? (check all that apply)

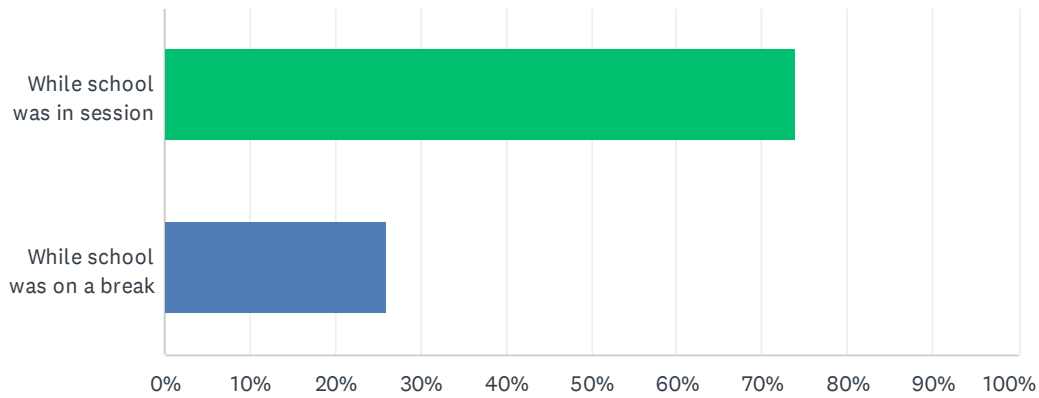
Answered: 1    Skipped: 326



ANSWER CHOICES	RESPONSES	
May	0.00%	0
June	0.00%	0
July	100.00%	1
August	0.00%	0
Total Respondents: 1		

## Q193 When did this occur?

Answered: 23 Skipped: 304

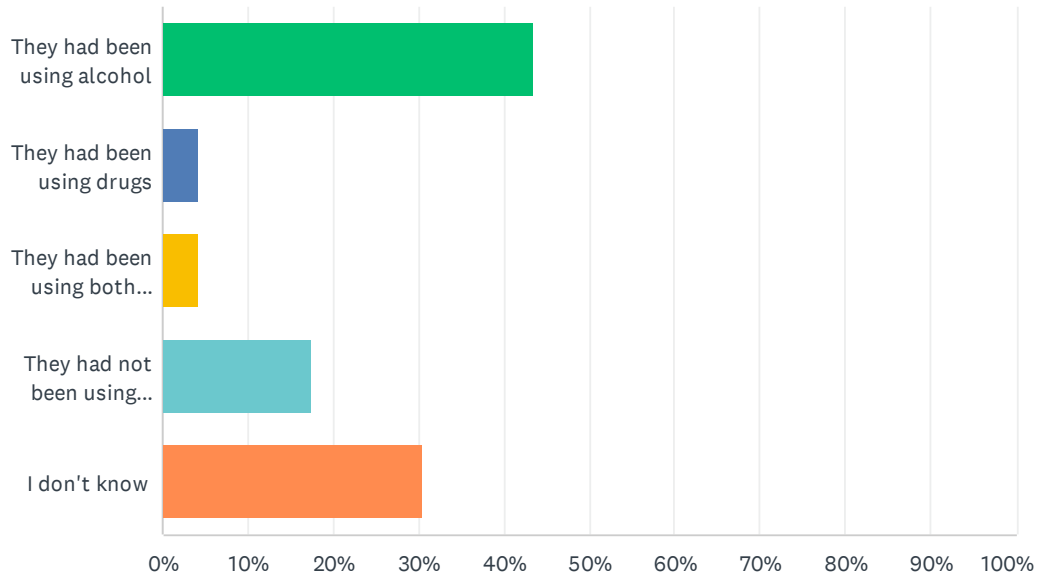


ANSWER CHOICES	RESPONSES	
While school was in session	73.91%	17
While school was on a break	26.09%	6
TOTAL		23



## Q194 Had the other person been using alcohol or drugs just prior to the incident?

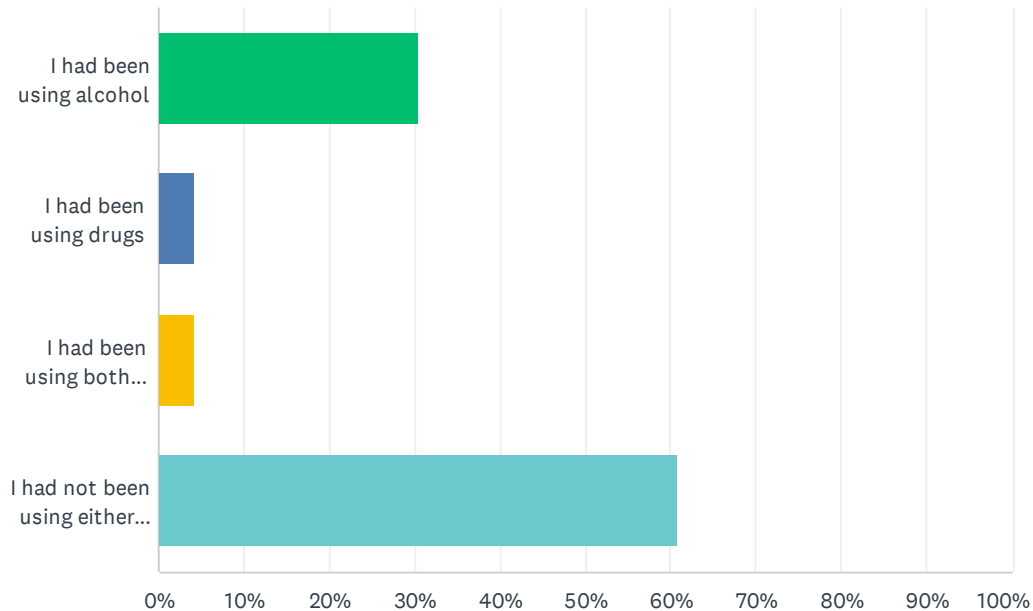
Answered: 23 Skipped: 304



ANSWER CHOICES	RESPONSES	
They had been using alcohol	43.48%	10
They had been using drugs	4.35%	1
They had been using both alcohol and drugs	4.35%	1
They had not been using either alcohol or drugs	17.39%	4
I don't know	30.43%	7
TOTAL		23

Q195 Had you been using alcohol or drugs just prior to the incident? Keep in mind that you are in no way responsible for the incident that occurred, even if you had been using alcohol or drugs just prior to the incident.

Answered: 23 Skipped: 304

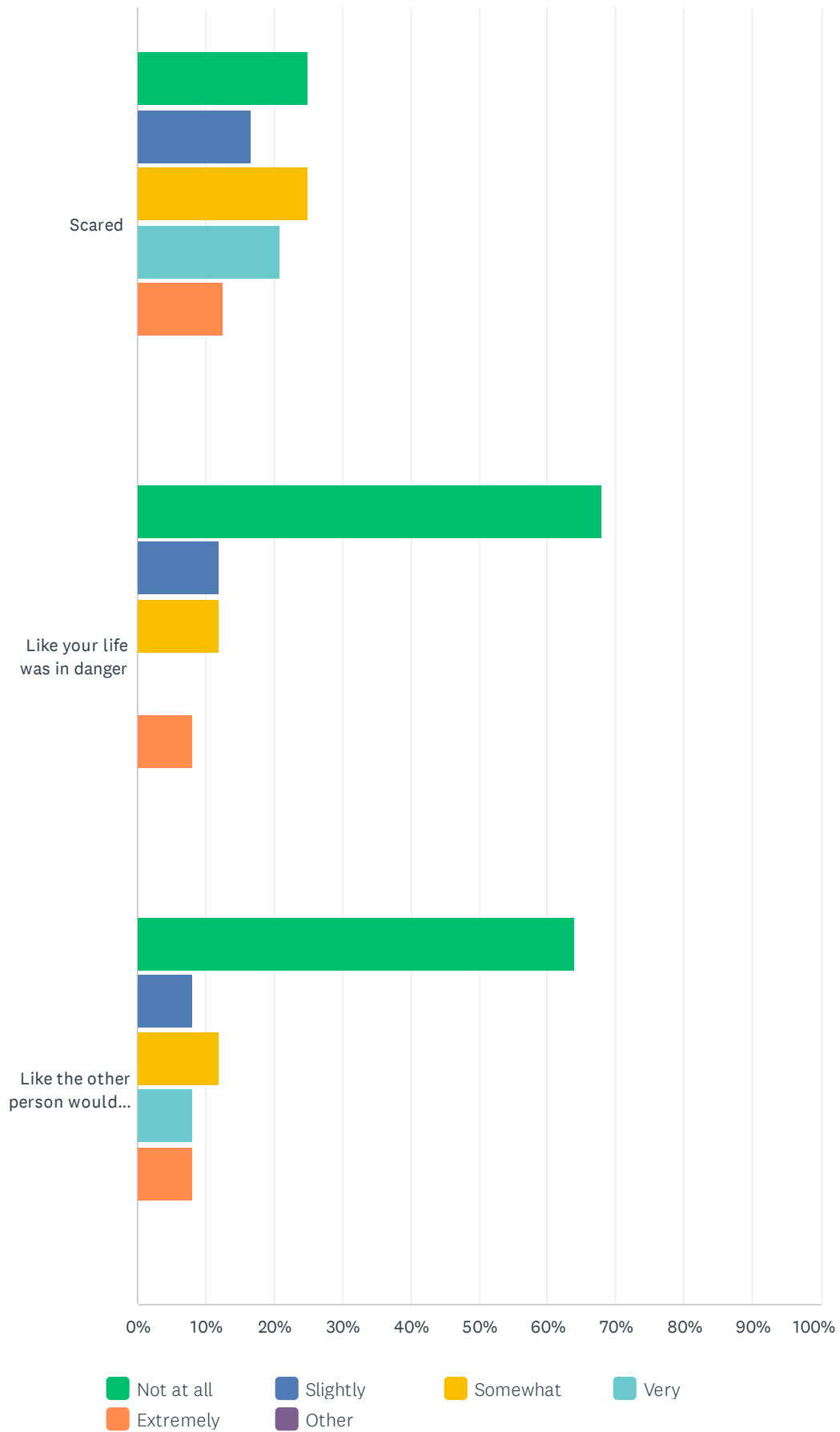


ANSWER CHOICES	RESPONSES	
I had been using alcohol	30.43%	7
I had been using drugs	4.35%	1
I had been using both alcohol and drugs	4.35%	1
I had not been using either alcohol or drugs	60.87%	14
TOTAL		23

Q196 During the incident, to what extent did you feel:

Answered: 25   Skipped: 302

## 2022 Campus Climate



## 2022 Campus Climate

	NOT AT ALL	SLIGHTLY	SOMEWHAT	VERY	EXTREMELY	OTHER	TOTAL
Scared	25.00% 6	16.67% 4	25.00% 6	20.83% 5	12.50% 3	0.00% 0	24
Like your life was in danger	68.00% 17	12.00% 3	12.00% 3	0.00% 0	8.00% 2	0.00% 0	25
Like the other person would hurt you if you didn't go along	64.00% 16	8.00% 2	12.00% 3	8.00% 2	8.00% 2	0.00% 0	25

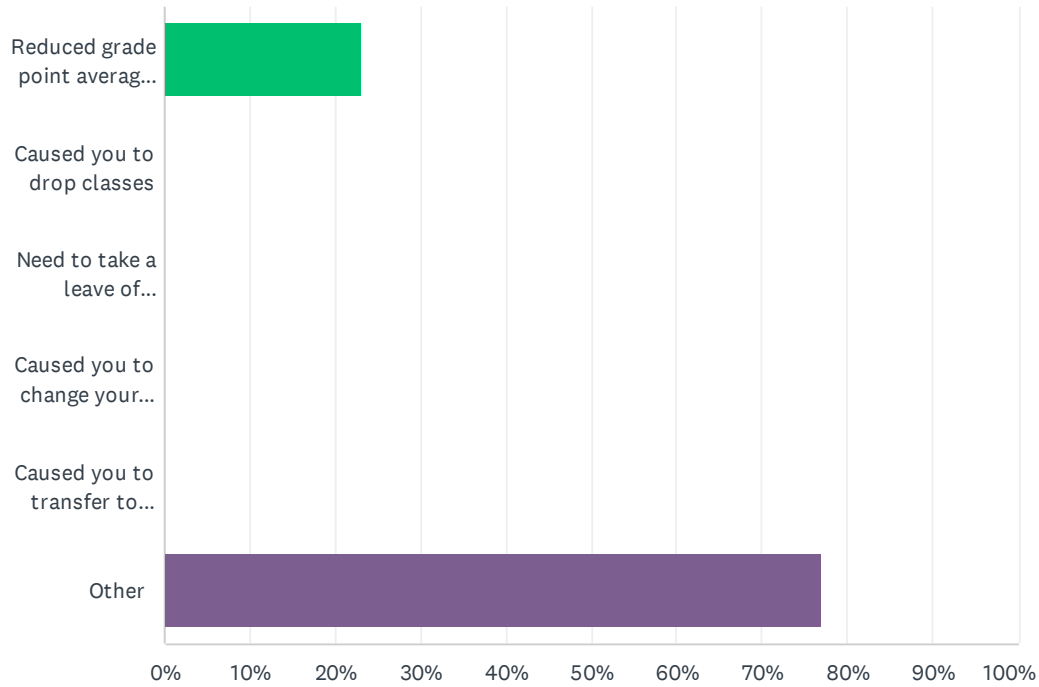
## Q197 How do you label this experience?

Answered: 11   Skipped: 316

#	RESPONSES	DATE
1	i only realized the severity after the fact	2/21/2022 8:41 PM
2	I was harassed and sexually assaulted	2/21/2022 1:22 PM
3	Creepy and gross	2/17/2022 12:16 AM
4	Anxiety-inducing	2/15/2022 12:39 PM
5	Annoying	2/15/2022 12:04 PM
6	Annoying	2/10/2022 7:43 PM
7	Idk	2/10/2022 7:33 PM
8	Pressurized	2/8/2022 10:04 PM
9	Traumatic	2/8/2022 9:44 PM
10	Rape	2/8/2022 6:44 PM
11	traumatizing, I always need to check and make sure he isn't there.	2/8/2022 6:37 PM

## Q198 Did the situation impact your academic performance in any of the following ways? (check all that apply):

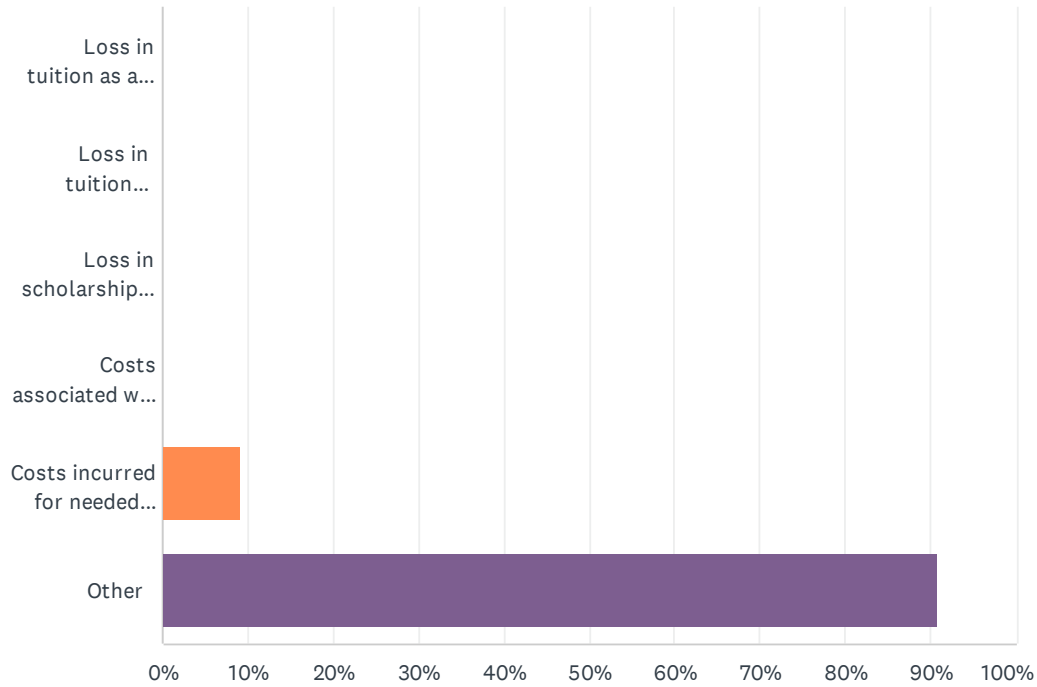
Answered: 13   Skipped: 314



ANSWER CHOICES	RESPONSES	
Reduced grade point average (GPA)	23.08%	3
Caused you to drop classes	0.00%	0
Need to take a leave of absence from your education	0.00%	0
Caused you to change your major	0.00%	0
Caused you to transfer to another institution	0.00%	0
Other	76.92%	10
Total Respondents: 13		

## Q199 Did the situation have negative financial impacts on your academic career? (check all that apply):

Answered: 11 Skipped: 316

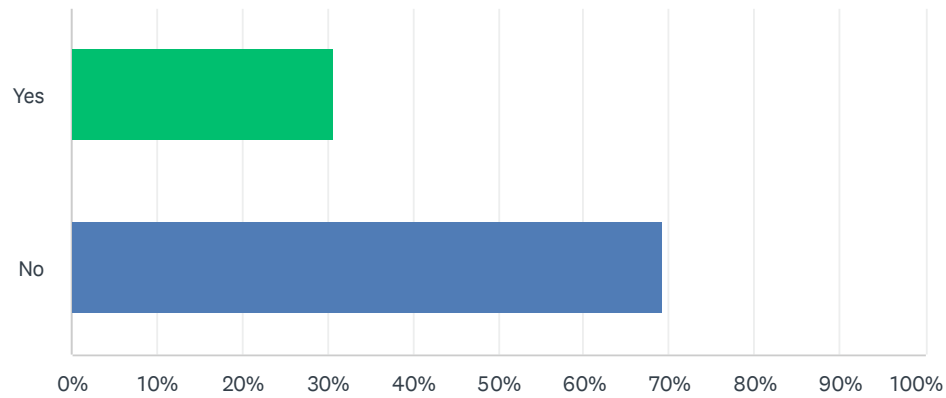


ANSWER CHOICES	RESPONSES	
Loss in tuition as a result of dropping classes	0.00%	0
Loss in tuition resulting from an unplanned leave of absence	0.00%	0
Loss in scholarship award due to diminished grades as a result of the sexual violence	0.00%	0
Costs associated with unexpected need to changes in housing	0.00%	0
Costs incurred for needed physical and mental health services resulting from the sexual violence	9.09%	1
Other	90.91%	10
Total Respondents: 11		



## Q200 Did you tell anyone about the incident before this questionnaire?

Answered: 39 Skipped: 288

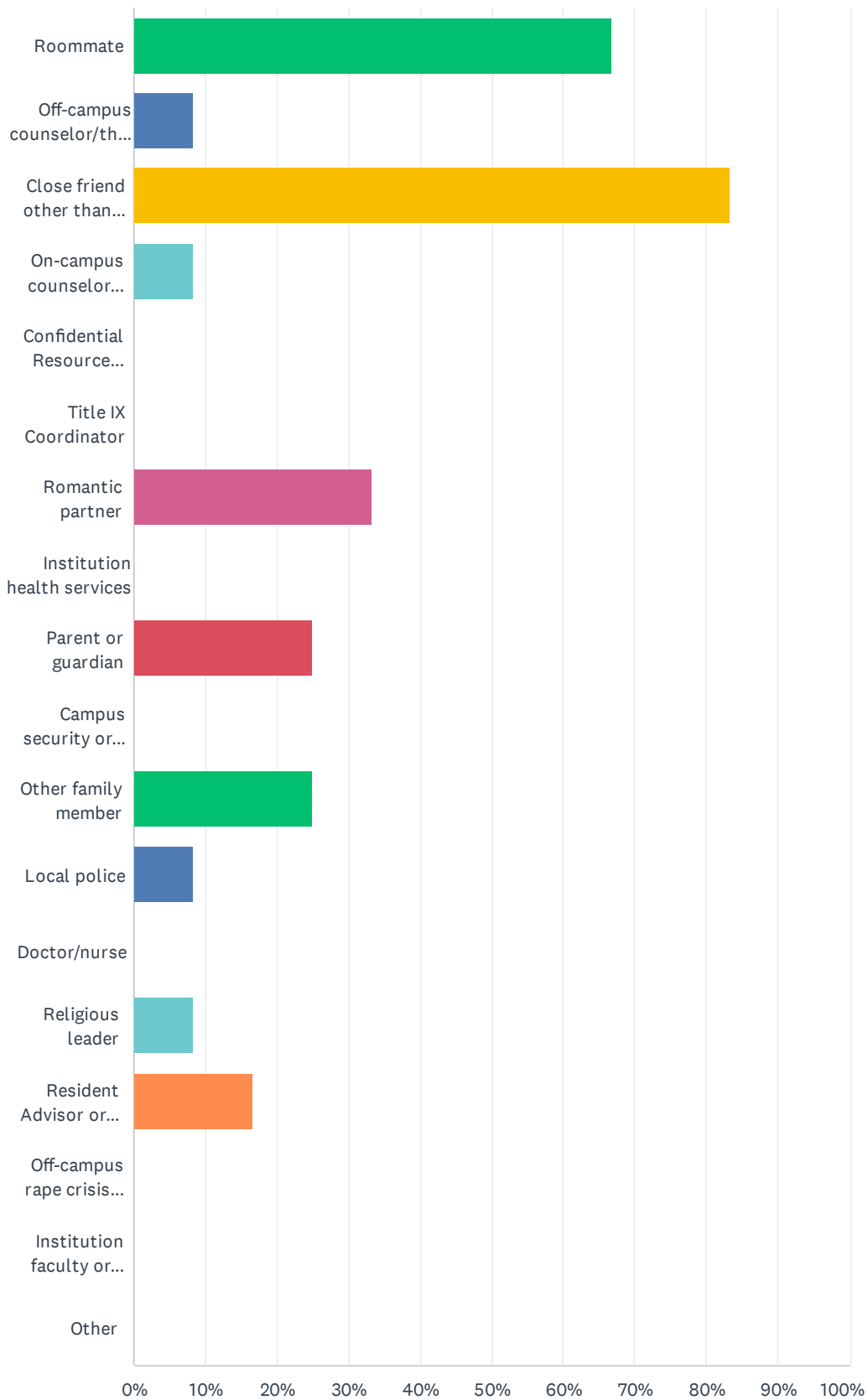


ANSWER CHOICES	RESPONSES	
Yes	30.77%	12
No	69.23%	27
TOTAL		39

## Q201 Who did you tell? (check all that apply)

Answered: 12   Skipped: 315

## 2022 Campus Climate



## 2022 Campus Climate

ANSWER CHOICES	RESPONSES	
Roommate	66.67%	8
Off-campus counselor/therapist	8.33%	1
Close friend other than roommate	83.33%	10
On-campus counselor therapist	8.33%	1
Confidential Resource Advisor	0.00%	0
Title IX Coordinator	0.00%	0
Romantic partner	33.33%	4
Institution health services	0.00%	0
Parent or guardian	25.00%	3
Campus security or police department	0.00%	0
Other family member	25.00%	3
Local police	8.33%	1
Doctor/nurse	0.00%	0
Religious leader	8.33%	1
Resident Advisor or Residence Life staff	16.67%	2
Off-campus rape crisis center staff	0.00%	0
Institution faculty or staff	0.00%	0
Other	0.00%	0
Total Respondents: 12		

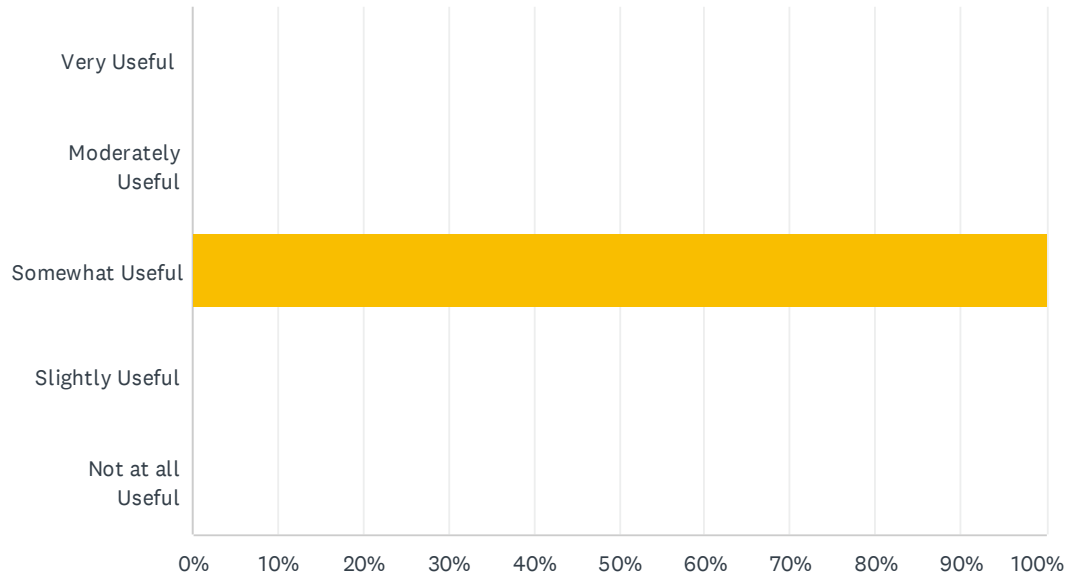
## Q202 What motivated you to tell someone about the incident?

Answered: 8   Skipped: 319

#	RESPONSES	DATE
1	if what happened was really bad/ talk out my thoughts	2/21/2022 8:43 PM
2	I needed to get it off my chest and I wanted to let my current partner know about my past abusive relationships.	2/21/2022 1:23 PM
3	Thought I couldn't be the only one	2/17/2022 12:17 AM
4	I didn't want to keep something that discomfoting to myself	2/15/2022 12:40 PM
5	Reparations for damaged property - mostly	2/14/2022 1:09 PM
6	I was annoyed	2/10/2022 7:43 PM
7	Terrified	2/8/2022 9:45 PM
8	I started having panic attacks	2/8/2022 6:38 PM

## Q203 How useful was the on-campus counselor/therapist in helping you deal with the incident?

Answered: 1   Skipped: 326



ANSWER CHOICES	RESPONSES	
Very Useful	0.00%	0
Moderately Useful	0.00%	0
Somewhat Useful	100.00%	1
Slightly Useful	0.00%	0
Not at all Useful	0.00%	0
TOTAL		1

## Q204 How useful was the Confidential Resource Advisor in helping you deal with the incident?

Answered: 0   Skipped: 327

 No matching responses.

ANSWER CHOICES	RESPONSES	
Very Useful	0.00%	0
Moderately Useful	0.00%	0
Somewhat Useful	0.00%	0
Slightly Useful	0.00%	0
Not at all Useful	0.00%	0
TOTAL		0

## Q205 How useful was the Title IX Coordinator in helping you deal with the incident?

Answered: 0   Skipped: 327

 No matching responses.

ANSWER CHOICES	RESPONSES	
Very Useful	0.00%	0
Moderately Useful	0.00%	0
Somewhat Useful	0.00%	0
Slightly Useful	0.00%	0
Not at all Useful	0.00%	0
TOTAL		0



## Q206 How useful were the institution health services in helping you deal with the incident?

Answered: 0   Skipped: 327

 No matching responses.

ANSWER CHOICES	RESPONSES	
Very Useful	0.00%	0
Moderately Useful	0.00%	0
Somewhat Useful	0.00%	0
Slightly Useful	0.00%	0
Not at all Useful	0.00%	0
TOTAL		0

## Q207 How useful was the campus security or police department in helping you deal with the incident?

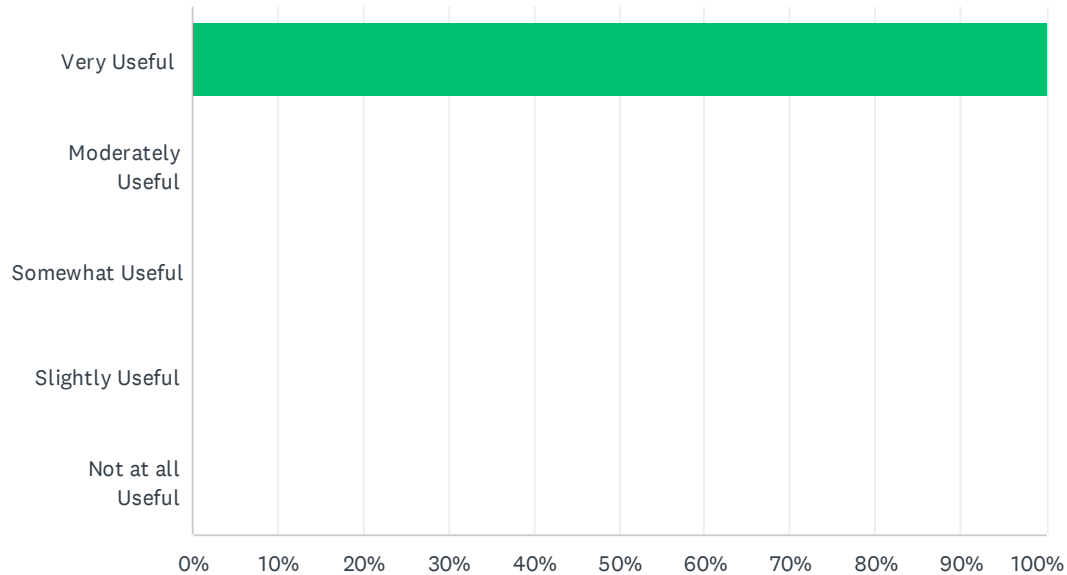
Answered: 0   Skipped: 327

 No matching responses.

ANSWER CHOICES	RESPONSES	
Very Useful	0.00%	0
Moderately Useful	0.00%	0
Somewhat Useful	0.00%	0
Slightly Useful	0.00%	0
Not at all Useful	0.00%	0
TOTAL		0

## Q208 How useful was the Resident Advisor or Residence Life staff in helping you deal with the incident?

Answered: 2   Skipped: 325



ANSWER CHOICES	RESPONSES	
Very Useful	100.00%	2
Moderately Useful	0.00%	0
Somewhat Useful	0.00%	0
Slightly Useful	0.00%	0
Not at all Useful	0.00%	0
TOTAL		2

## Q209 How useful was the institution faculty or staff in helping you deal with the incident?

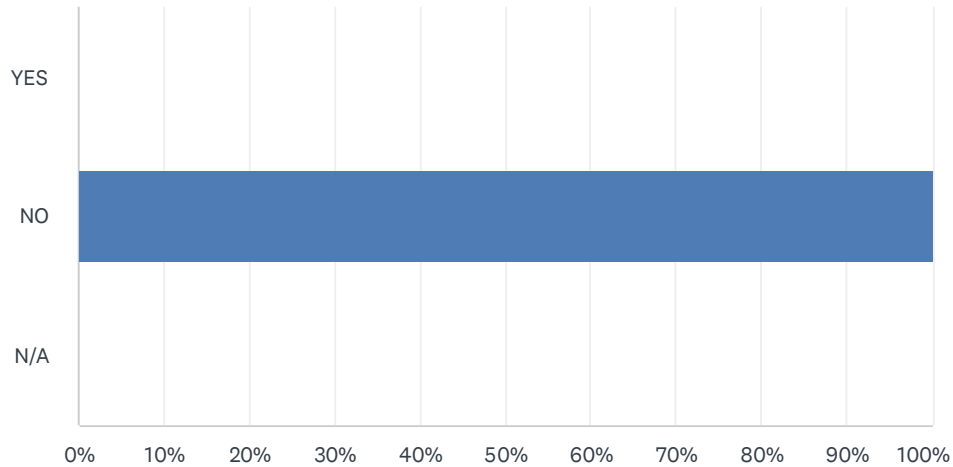
Answered: 0   Skipped: 327

 No matching responses.

ANSWER CHOICES	RESPONSES	
Very Useful	0.00%	0
Moderately Useful	0.00%	0
Somewhat Useful	0.00%	0
Slightly Useful	0.00%	0
Not at all Useful	0.00%	0
TOTAL		0

## Q210 Actively supporting you [the person] with either formal or informal resources (e.g., counseling, academic services, meetings or phone calls)?

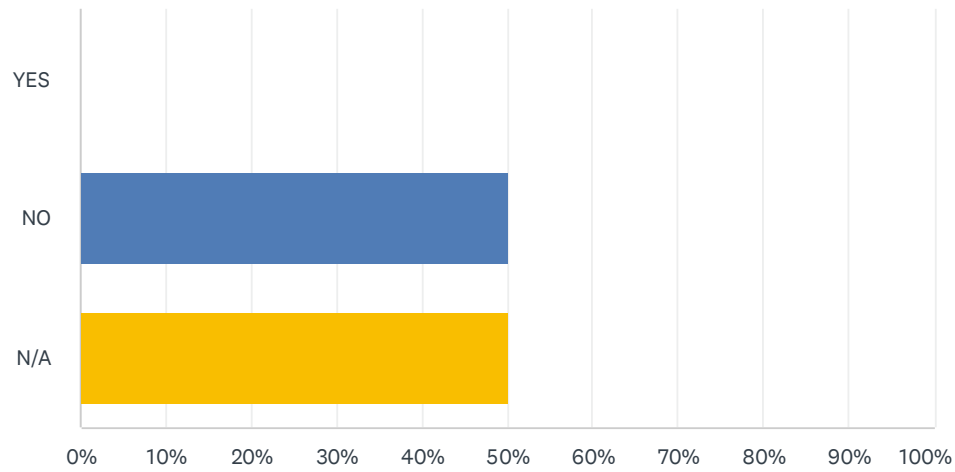
Answered: 2   Skipped: 325



ANSWER CHOICES	RESPONSES	
YES	0.00%	0
NO	100.00%	2
N/A	0.00%	0
TOTAL		2

## Q211 Apologizing for what happened to you?

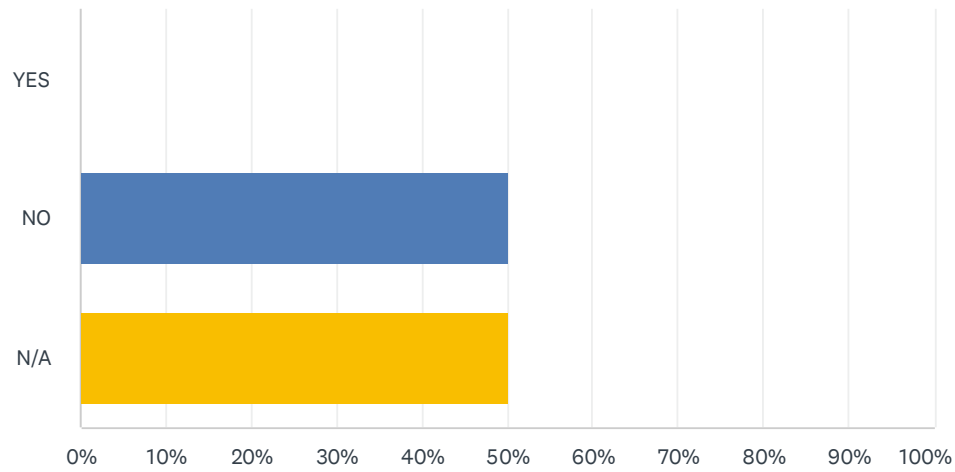
Answered: 2   Skipped: 325



ANSWER CHOICES	RESPONSES	
YES	0.00%	0
NO	50.00%	1
N/A	50.00%	1
TOTAL		2

## Q212 Believing your report?

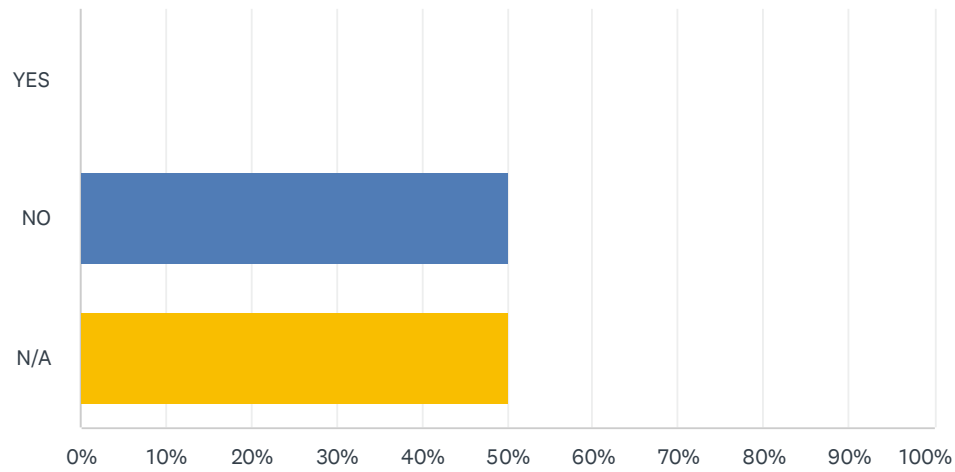
Answered: 2   Skipped: 325



ANSWER CHOICES	RESPONSES	
YES	0.00%	0
NO	50.00%	1
N/A	50.00%	1
TOTAL		2

## Q213 Allowing you to have a say in how your report was handled?

Answered: 2   Skipped: 325

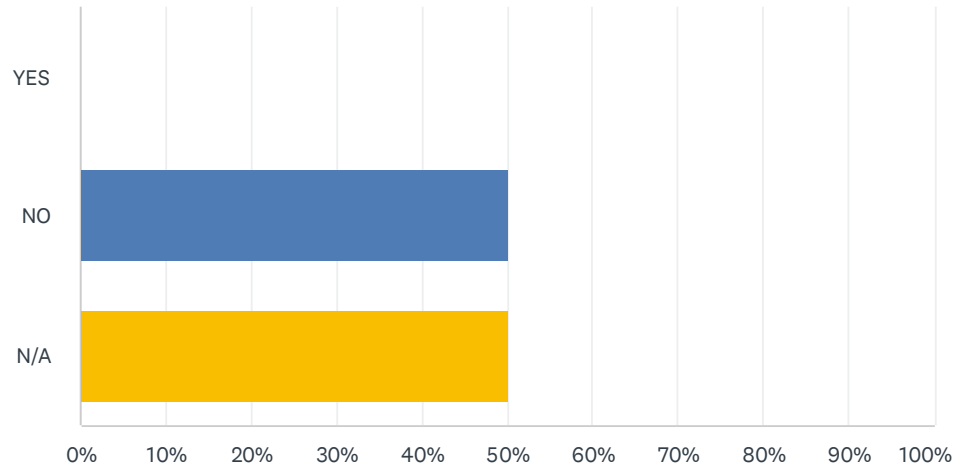


ANSWER CHOICES	RESPONSES	
YES	0.00%	0
NO	50.00%	1
N/A	50.00%	1
TOTAL		2



## Q214 Ensuring you were treated as an important member of the institution?

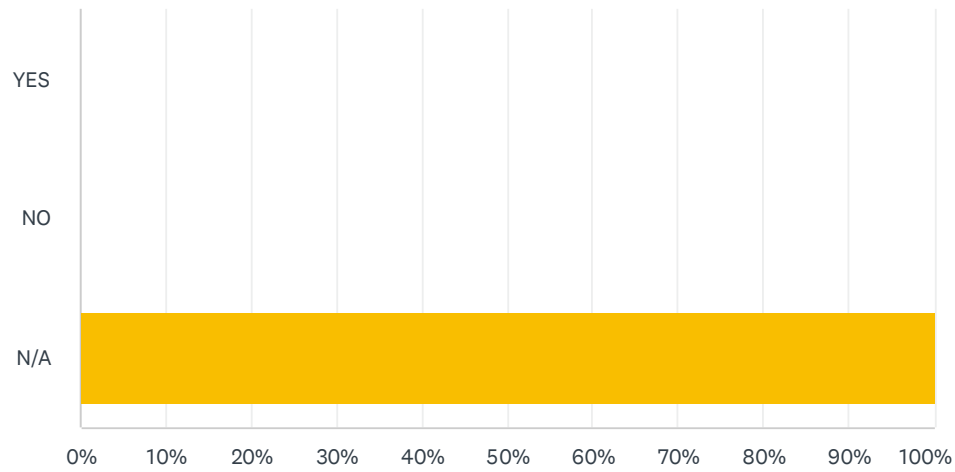
Answered: 2   Skipped: 325



ANSWER CHOICES	RESPONSES	
YES	0.00%	0
NO	50.00%	1
N/A	50.00%	1
TOTAL		2

## Q215 Meeting your needs for support and accommodations?

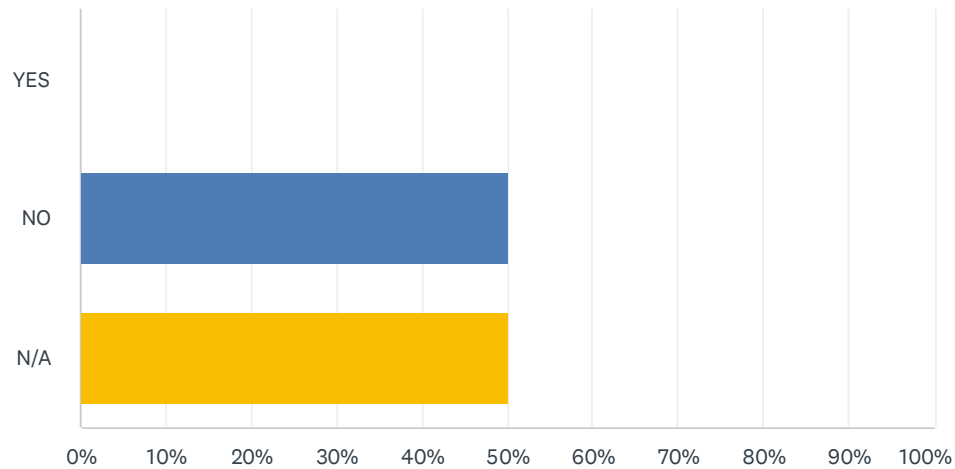
Answered: 2   Skipped: 325



ANSWER CHOICES	RESPONSES	
YES	0.00%	0
NO	0.00%	0
N/A	100.00%	2
TOTAL		2

## Q216 Creating an environment where this type of experience was safe to discuss?

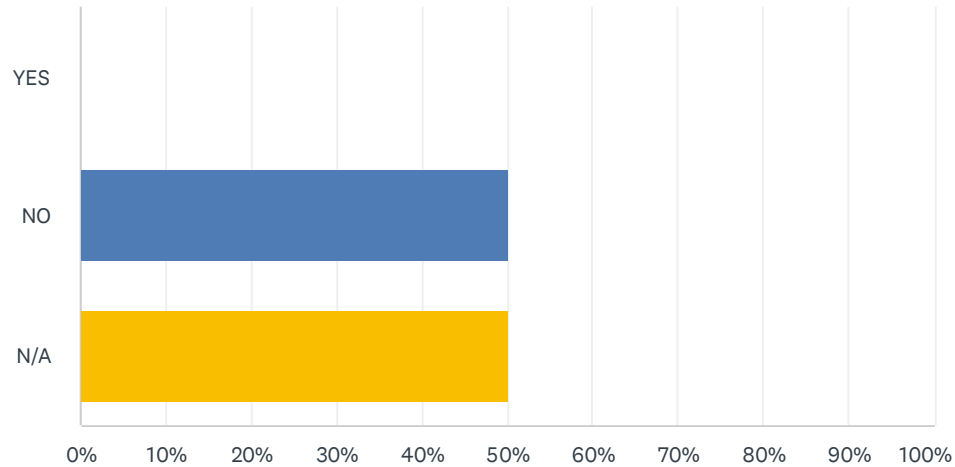
Answered: 2   Skipped: 325



ANSWER CHOICES	RESPONSES	
YES	0.00%	0
NO	50.00%	1
N/A	50.00%	1
TOTAL		2

## Q217 Creating an environment where this type of experience was recognized as a problem?

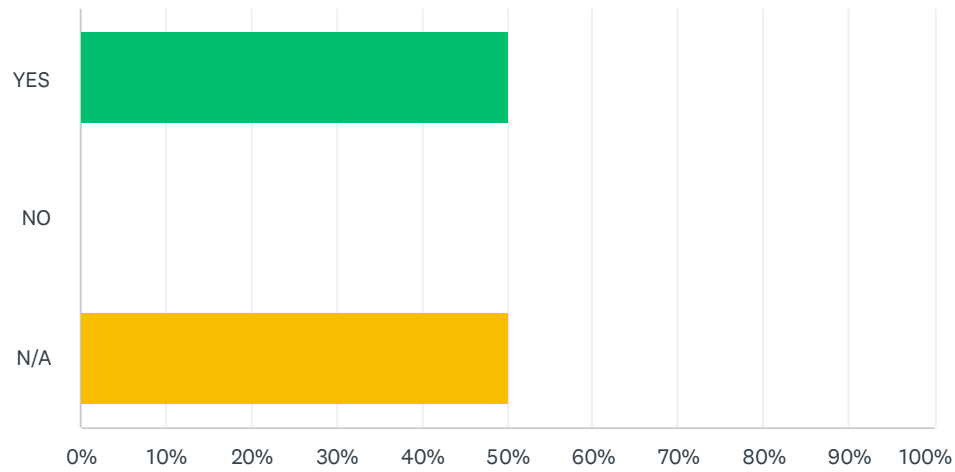
Answered: 2   Skipped: 325



ANSWER CHOICES	RESPONSES	
YES	0.00%	0
NO	50.00%	1
N/A	50.00%	1
TOTAL		2

## Q218 Not doing enough to prevent this type of experience/s?

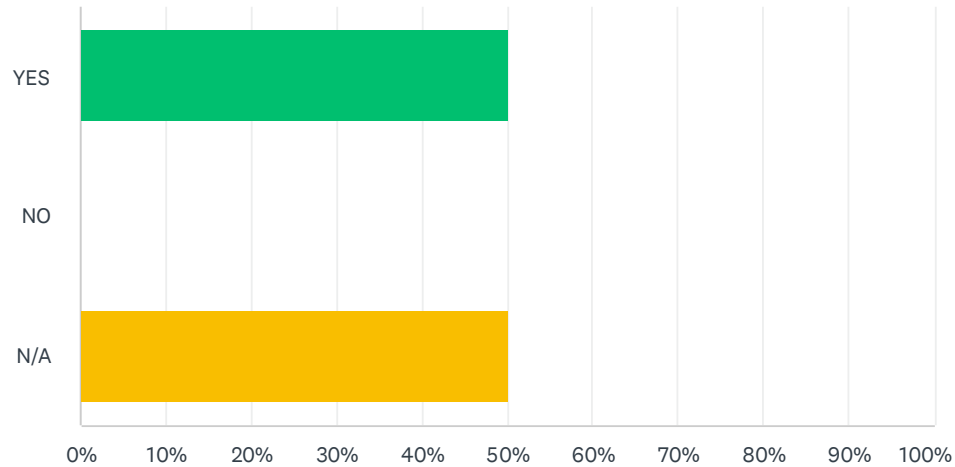
Answered: 2 Skipped: 325



ANSWER CHOICES	RESPONSES	
YES	50.00%	1
NO	0.00%	0
N/A	50.00%	1
TOTAL		2

## Q219 Creating an environment in which this type of experience/s seemed common or normal?

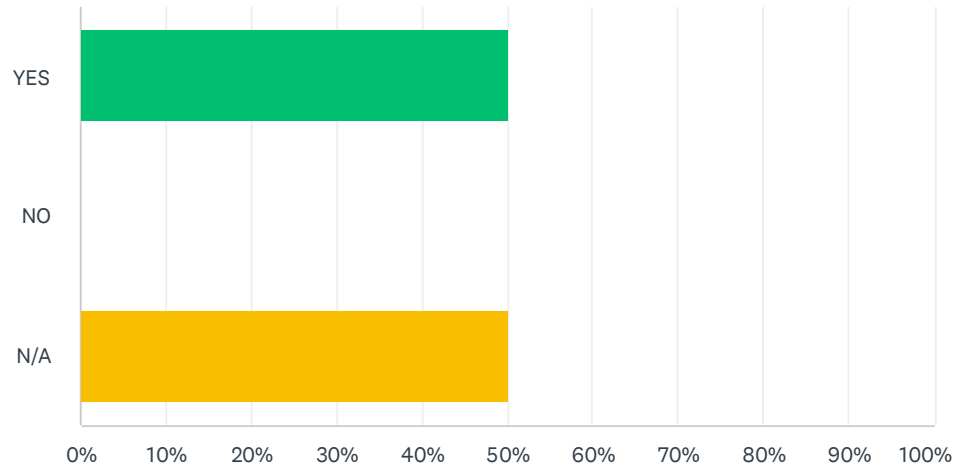
Answered: 2 Skipped: 325



ANSWER CHOICES	RESPONSES	
YES	50.00%	1
NO	0.00%	0
N/A	50.00%	1
TOTAL		2

## Q220 Creating an environment in which this experience seemed more likely to occur?

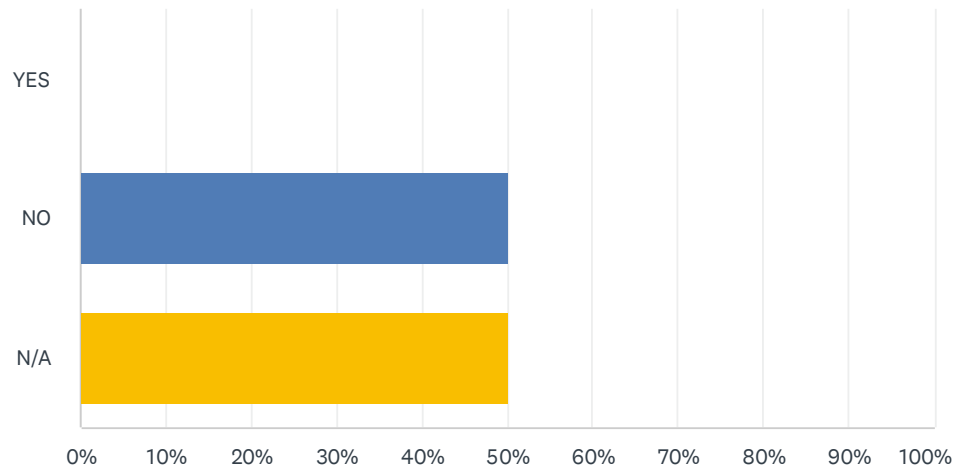
Answered: 2   Skipped: 325



ANSWER CHOICES	RESPONSES	
YES	50.00%	1
NO	0.00%	0
N/A	50.00%	1
TOTAL		2

## Q221 Making it difficult to report the experience/s?

Answered: 2 Skipped: 325

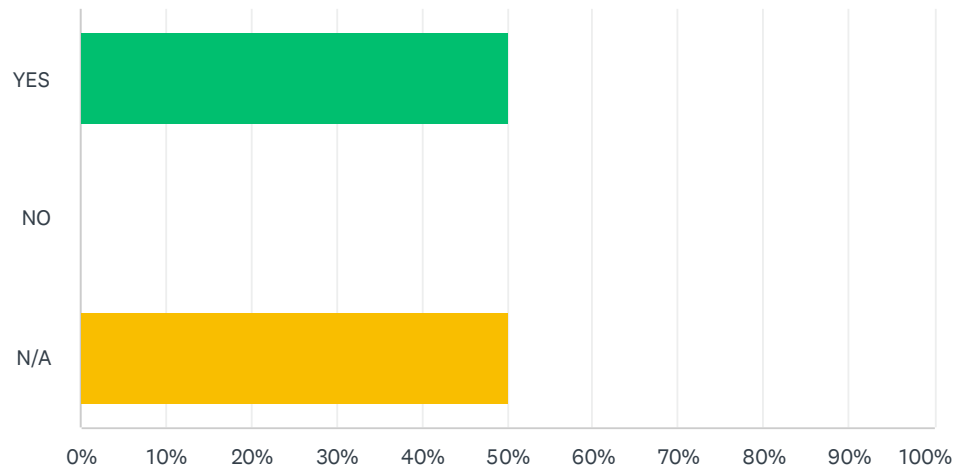


ANSWER CHOICES	RESPONSES	
YES	0.00%	0
NO	50.00%	1
N/A	50.00%	1
TOTAL		2



## Q222 Responding inadequately to the experience/s, if reported?

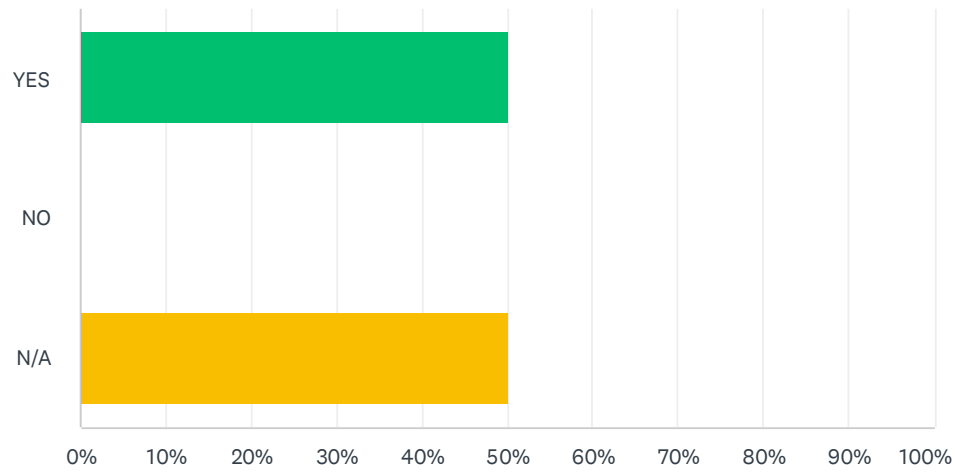
Answered: 2   Skipped: 325



ANSWER CHOICES	RESPONSES	
YES	50.00%	1
NO	0.00%	0
N/A	50.00%	1
TOTAL		2

## Q223 Mishandling your case, if disciplinary action was requested?

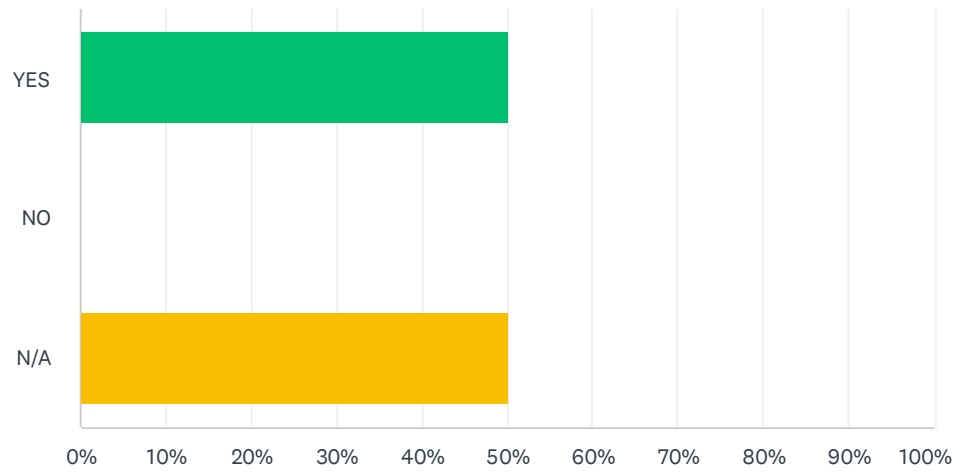
Answered: 2   Skipped: 325



ANSWER CHOICES	RESPONSES	
YES	50.00%	1
NO	0.00%	0
N/A	50.00%	1
TOTAL		2

## Q224 Covering up the experience/s?

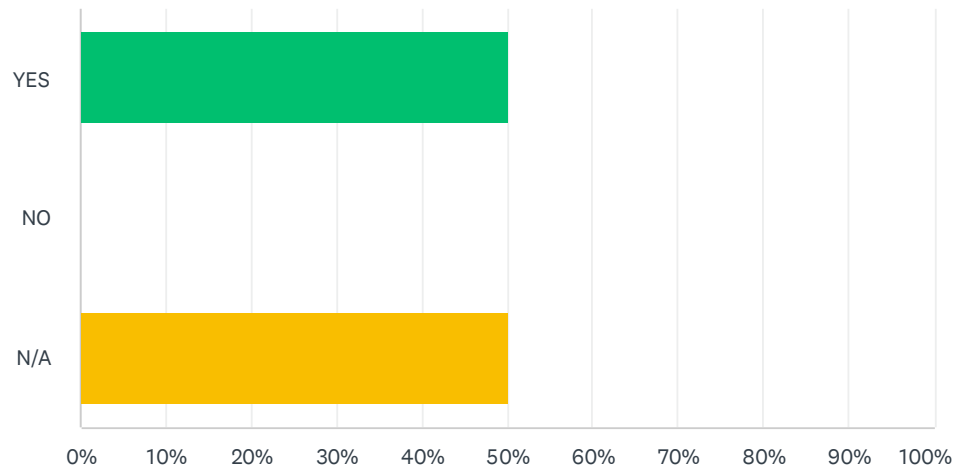
Answered: 2   Skipped: 325



ANSWER CHOICES	RESPONSES	
YES	50.00%	1
NO	0.00%	0
N/A	50.00%	1
TOTAL		2

## Q225 Denying your experience/s in some way?

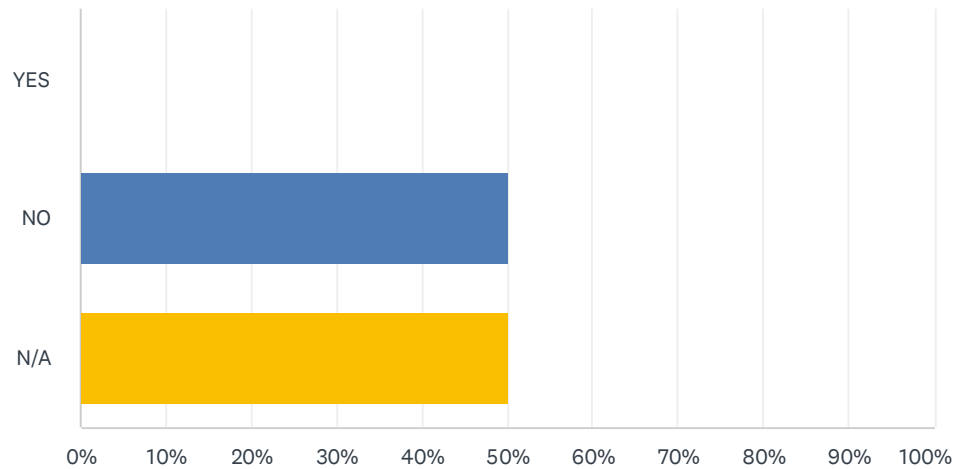
Answered: 2 Skipped: 325



ANSWER CHOICES	RESPONSES	
YES	50.00%	1
NO	0.00%	0
N/A	50.00%	1
TOTAL		2

## Q226 Punishing you in some way for reporting the experience/s (e.g., loss of privileges or status)?

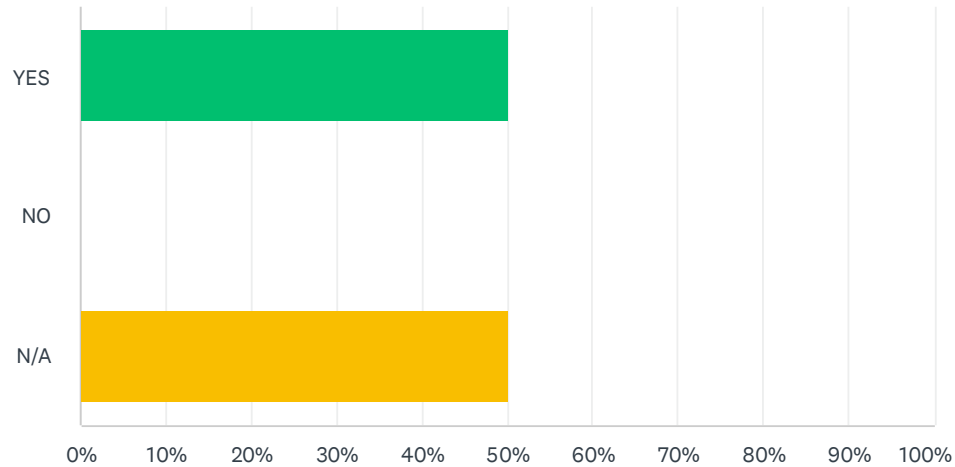
Answered: 2 Skipped: 325



ANSWER CHOICES	RESPONSES	
YES	0.00%	0
NO	50.00%	1
N/A	50.00%	1
TOTAL		2

## Q227 Suggesting your experience/s might affect the reputation of the institution?

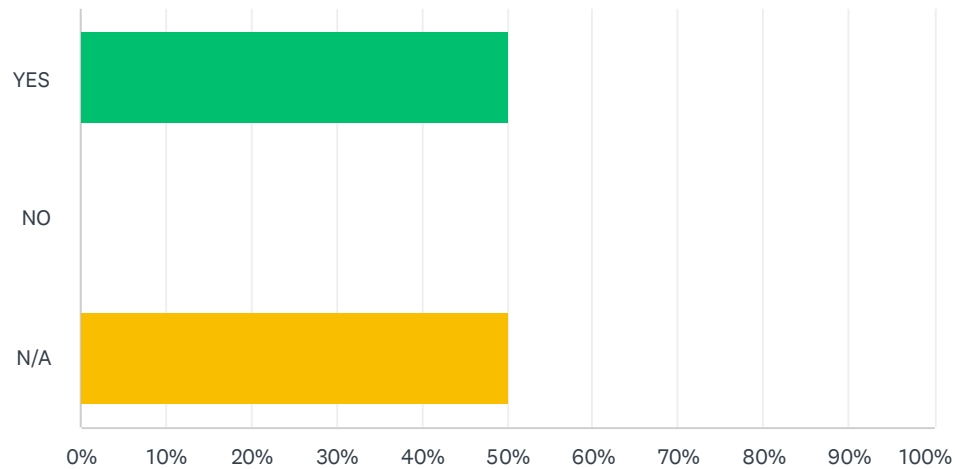
Answered: 2   Skipped: 325



ANSWER CHOICES	RESPONSES	
YES	50.00%	1
NO	0.00%	0
N/A	50.00%	1
TOTAL		2

## Q228 Creating an environment where you no longer felt like a valued member of the institution?

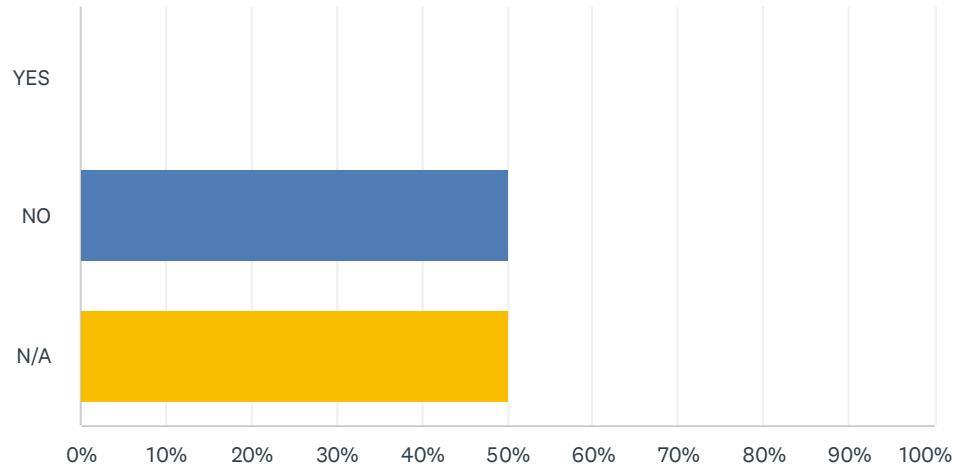
Answered: 2   Skipped: 325



ANSWER CHOICES	RESPONSES	
YES	50.00%	1
NO	0.00%	0
N/A	50.00%	1
TOTAL		2

## Q229 Creating an environment where staying at Rivier Univesity was difficult for you?

Answered: 2   Skipped: 325

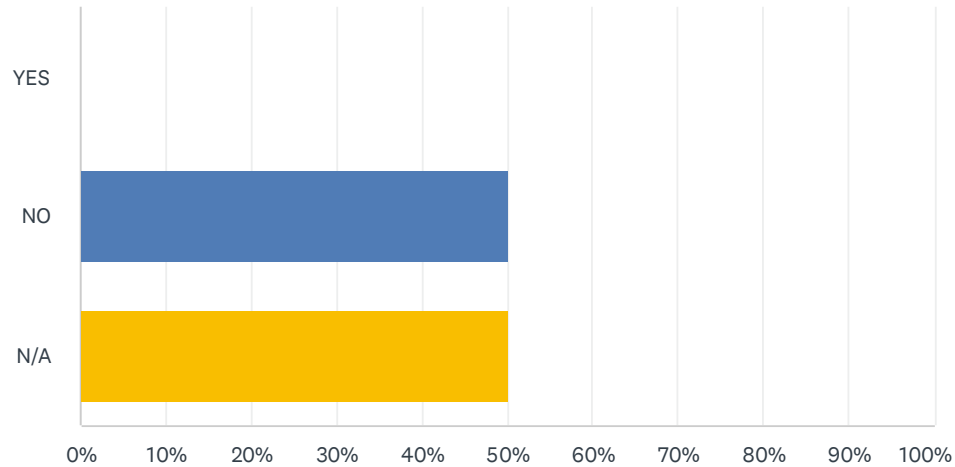


ANSWER CHOICES	RESPONSES	
YES	0.00%	0
NO	50.00%	1
N/A	50.00%	1
TOTAL		2



## Q230 Responding differently to your experience/s based on your sexual orientation, sex or gender identity?

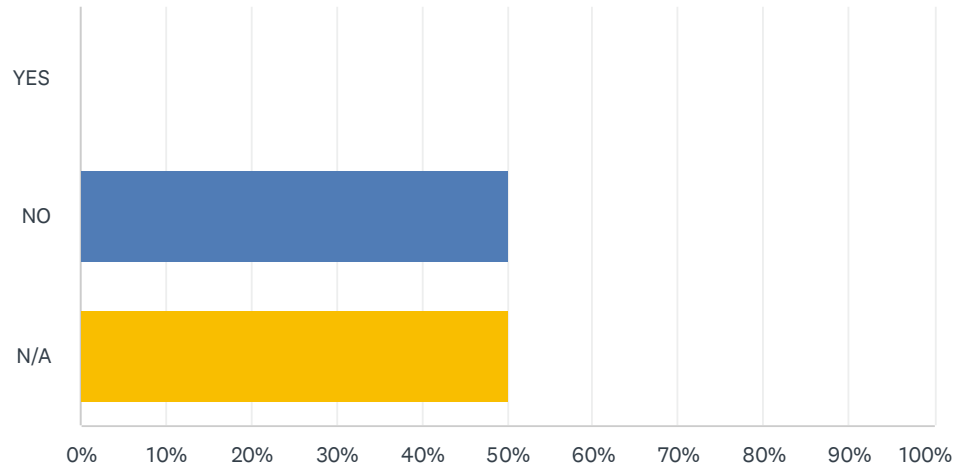
Answered: 2 Skipped: 325



ANSWER CHOICES	RESPONSES	
YES	0.00%	0
NO	50.00%	1
N/A	50.00%	1
TOTAL		2

## Q231 Creating an environment in which you felt discriminated against based on your sexual orientation, sex, or gender identity?

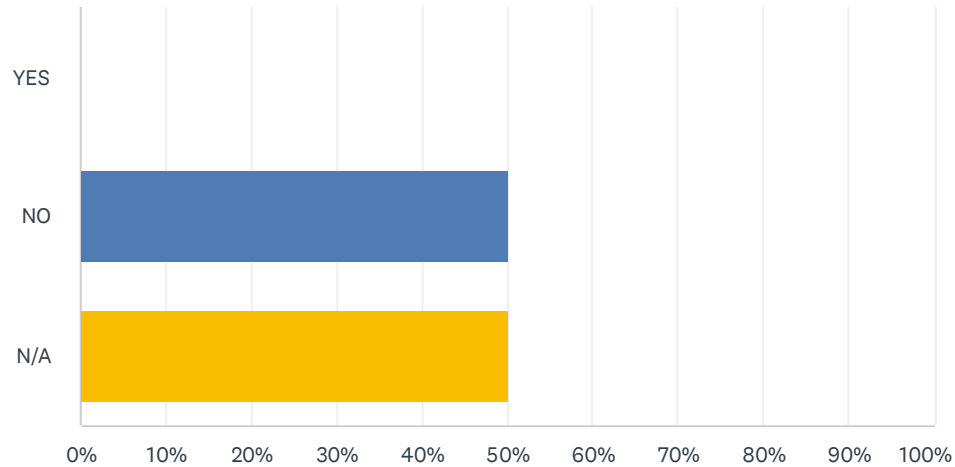
Answered: 2 Skipped: 325



ANSWER CHOICES	RESPONSES	
YES	0.00%	0
NO	50.00%	1
N/A	50.00%	1
TOTAL		2

## Q232 Expressing a biased or negative attitude toward you and/or your experience/s based on your sexual orientation, sex, or gender identity?

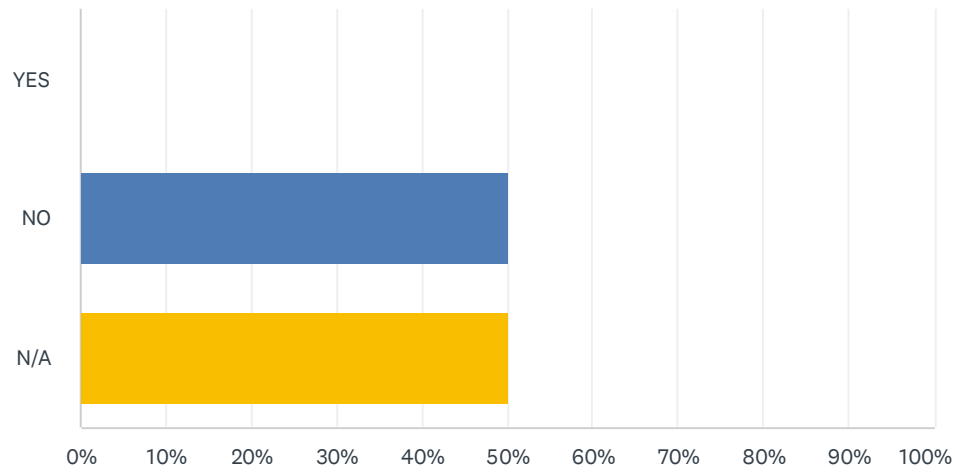
Answered: 2   Skipped: 325



ANSWER CHOICES	RESPONSES	
YES	0.00%	0
NO	50.00%	1
N/A	50.00%	1
TOTAL		2

## Q233 Responding differently to your experience/s based on your race?

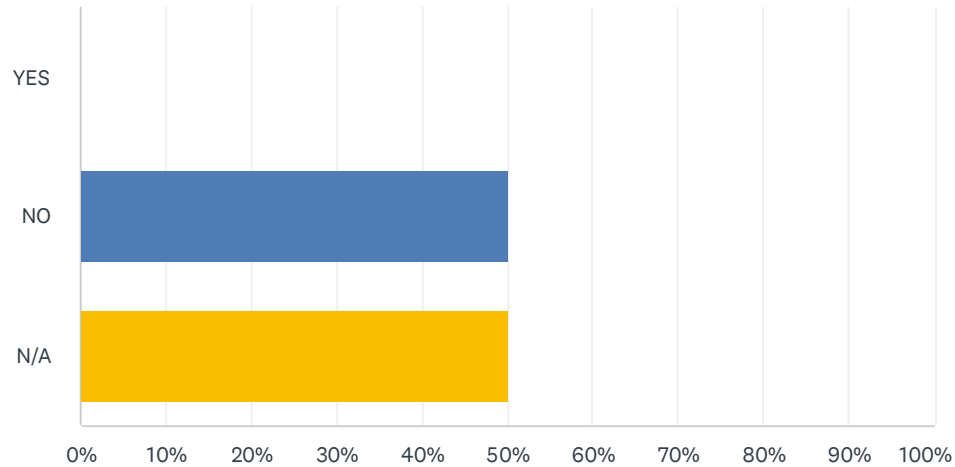
Answered: 2 Skipped: 325



ANSWER CHOICES	RESPONSES	
YES	0.00%	0
NO	50.00%	1
N/A	50.00%	1
TOTAL		2

## Q234 Creating an environment in which you felt discriminated against based on your race?

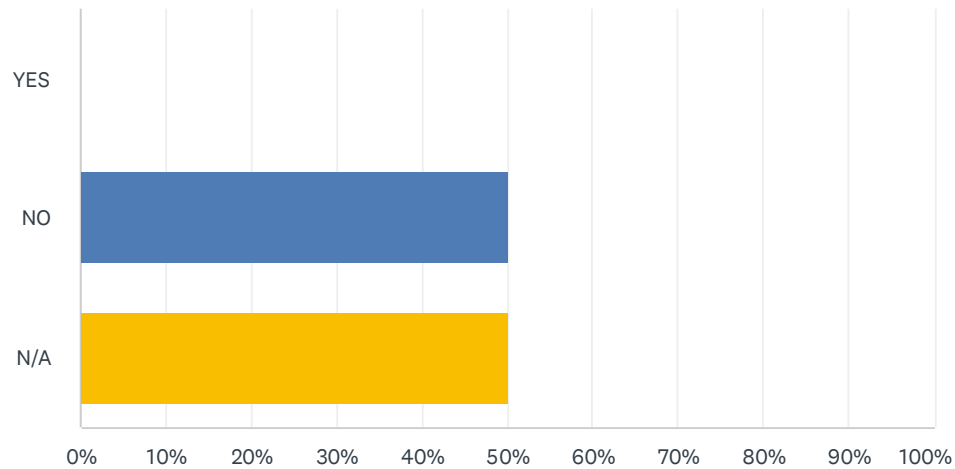
Answered: 2   Skipped: 325



ANSWER CHOICES	RESPONSES	
YES	0.00%	0
NO	50.00%	1
N/A	50.00%	1
TOTAL		2

## Q235 Expressing a biased or negative attitude toward you and/or your experience/s based on your race?

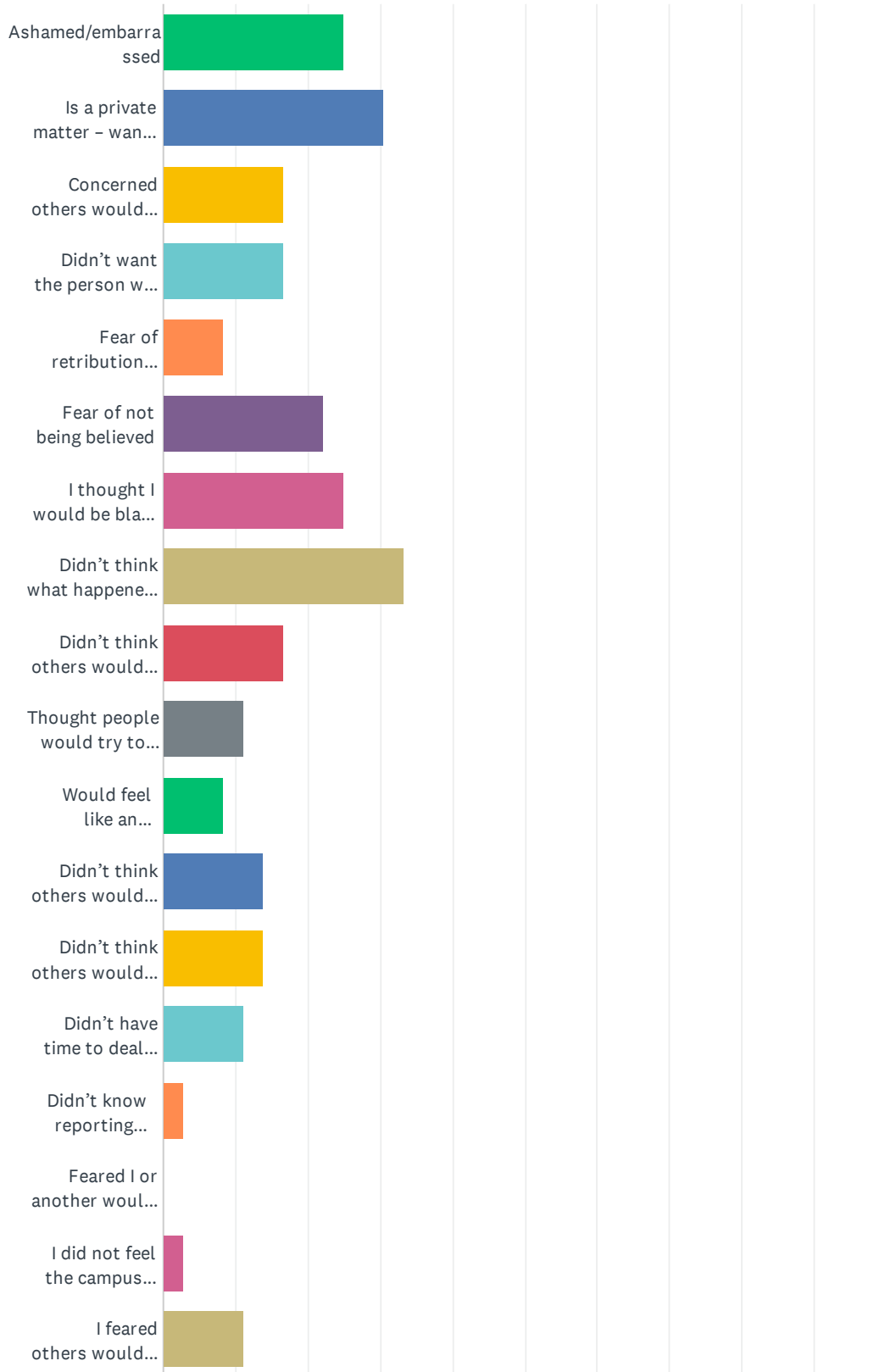
Answered: 2   Skipped: 325



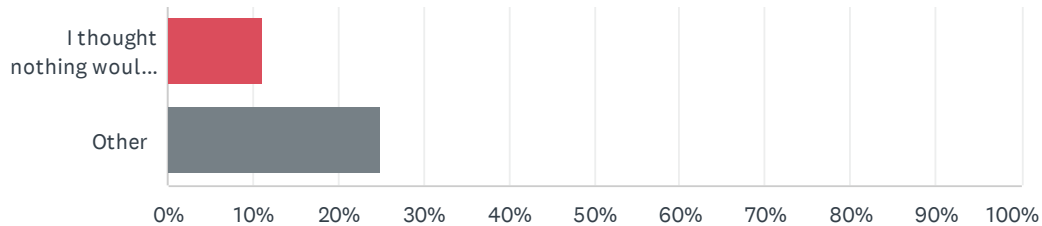
ANSWER CHOICES	RESPONSES	
YES	0.00%	0
NO	50.00%	1
N/A	50.00%	1
TOTAL		2

## Q236 Why did you not tell anyone about the incident? (Check all that apply)

Answered: 36 Skipped: 291



## 2022 Campus Climate

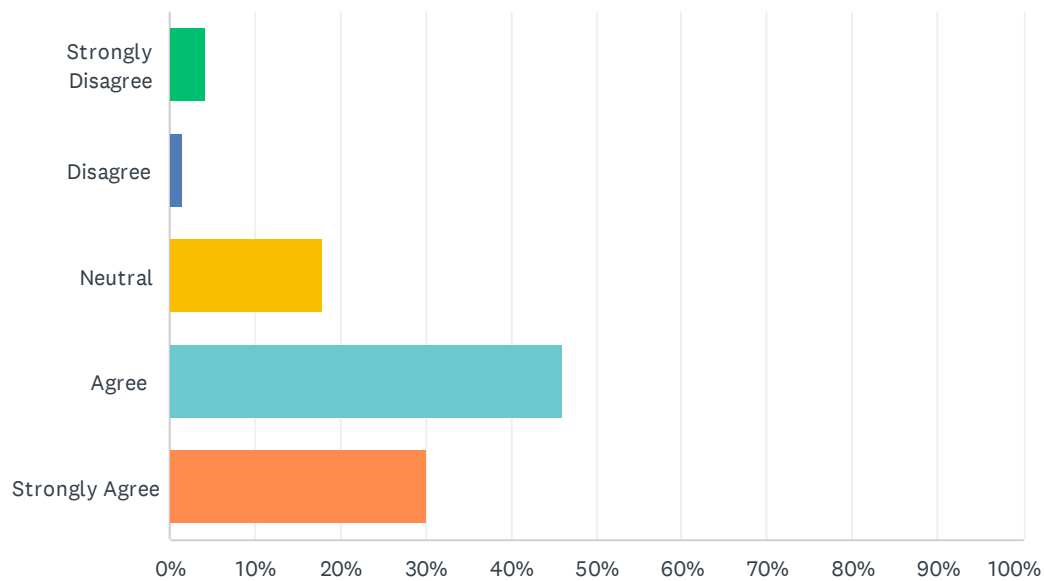


ANSWER CHOICES	RESPONSES	
Ashamed/embarrassed	25.00%	9
Is a private matter – wanted to deal with it on my own	30.56%	11
Concerned others would find out	16.67%	6
Didn't want the person who did it to get in trouble	16.67%	6
Fear of retribution from the person who did it	8.33%	3
Fear of not being believed	22.22%	8
I thought I would be blamed for what happened	25.00%	9
Didn't think what happened was serious enough to talk about	33.33%	12
Didn't think others would think it was serious	16.67%	6
Thought people would try to tell me what to do	11.11%	4
Would feel like an admission of failure	8.33%	3
Didn't think others would think it was important	13.89%	5
Didn't think others would understand	13.89%	5
Didn't have time to deal with it due to academics, work, etc.	11.11%	4
Didn't know reporting procedure on campus	2.78%	1
Feared I or another would be punished for infractions or violations (such as underage drinking)	0.00%	0
I did not feel the campus leadership would solve my problems	2.78%	1
I feared others would harass me or react negatively toward me	11.11%	4
I thought nothing would be done	11.11%	4
Other	25.00%	9
Total Respondents: 36		



## Q237 On or around this campus, I feel safe from sexual harassment.

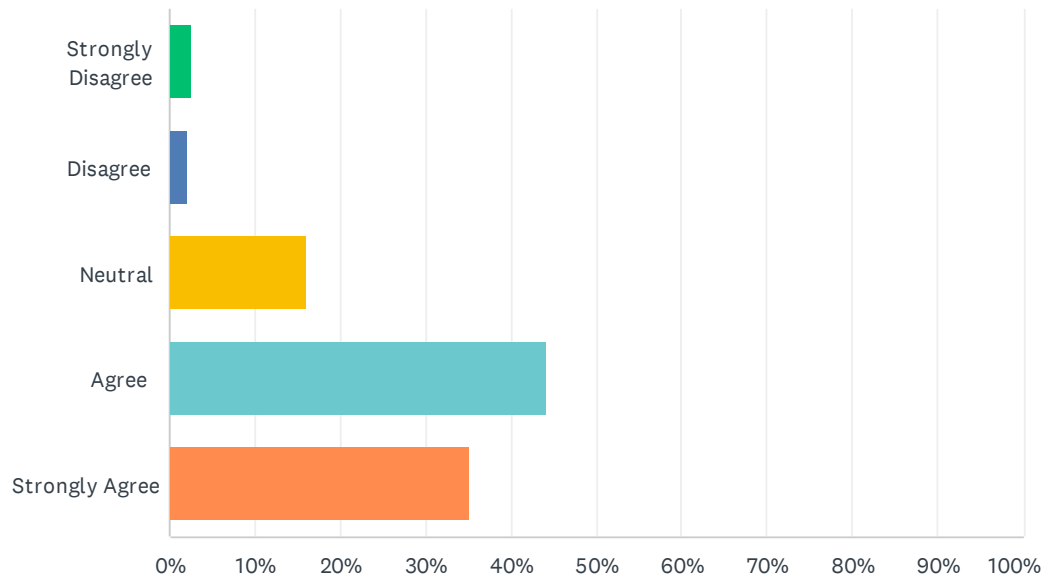
Answered: 189 Skipped: 138



ANSWER CHOICES	RESPONSES	
Strongly Disagree	4.23%	8
Disagree	1.59%	3
Neutral	17.99%	34
Agree	46.03%	87
Strongly Agree	30.16%	57
TOTAL		189

## Q238 On or around this campus, I feel safe from dating violence.

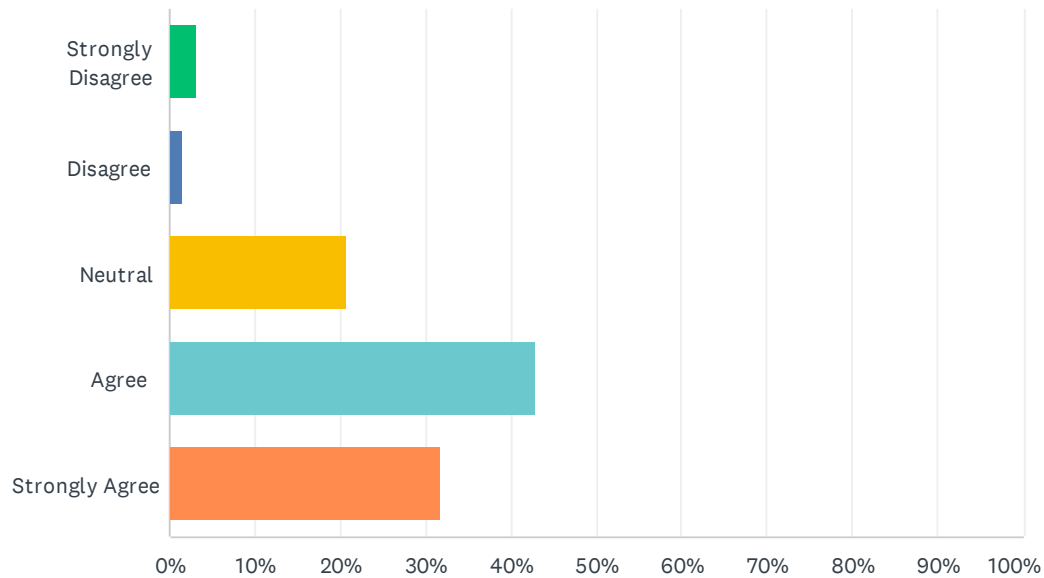
Answered: 188 Skipped: 139



ANSWER CHOICES	RESPONSES	
Strongly Disagree	2.66%	5
Disagree	2.13%	4
Neutral	15.96%	30
Agree	44.15%	83
Strongly Agree	35.11%	66
TOTAL		188

## Q239 On or around this campus, I feel safe from sexual violence.

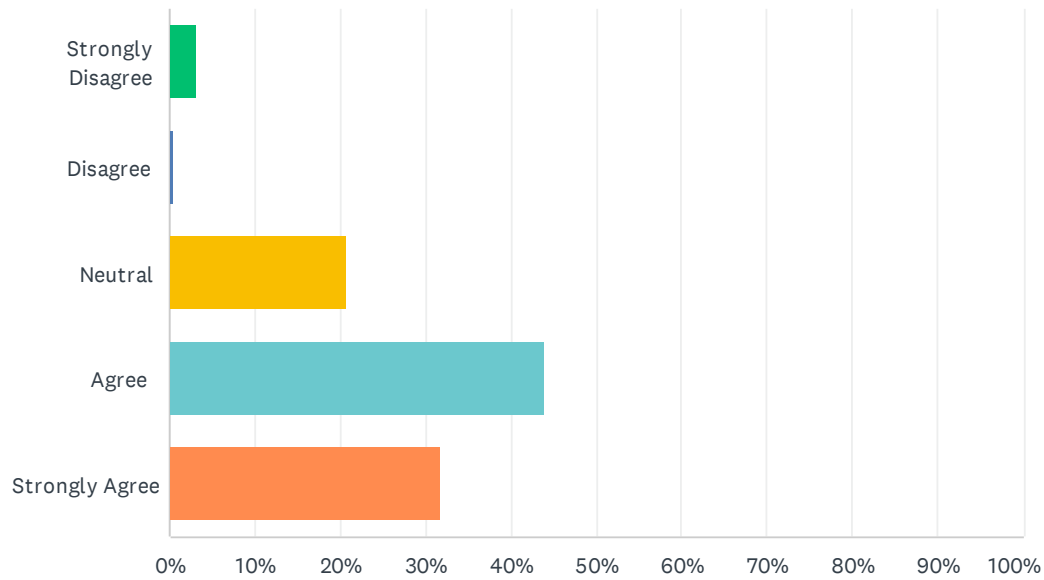
Answered: 189 Skipped: 138



ANSWER CHOICES	RESPONSES	
Strongly Disagree	3.17%	6
Disagree	1.59%	3
Neutral	20.63%	39
Agree	42.86%	81
Strongly Agree	31.75%	60
TOTAL		189

## Q240 On or around this campus, I feel safe from stalking.

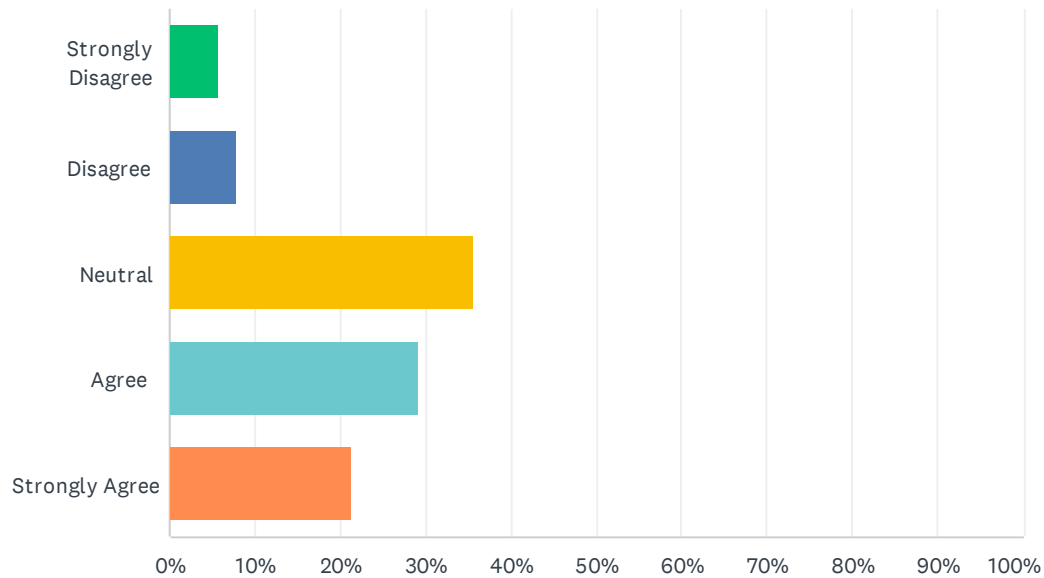
Answered: 189 Skipped: 138



ANSWER CHOICES	RESPONSES	
Strongly Disagree	3.17%	6
Disagree	0.53%	1
Neutral	20.63%	39
Agree	43.92%	83
Strongly Agree	31.75%	60
TOTAL		189

## Q241 I don't think sexual misconduct is a problem at Rivier University

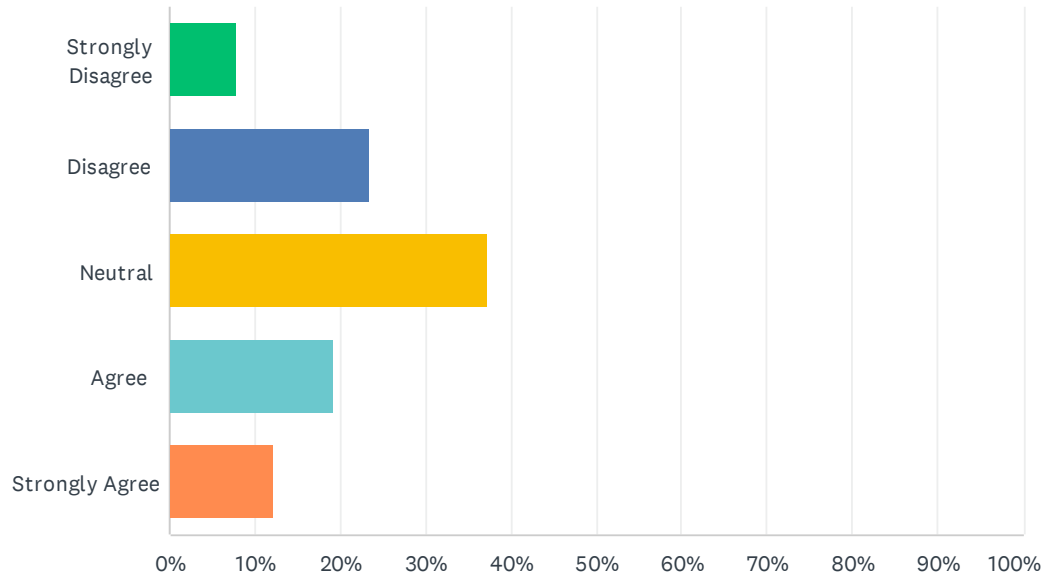
Answered: 188   Skipped: 139



ANSWER CHOICES	RESPONSES	
Strongly Disagree	5.85%	11
Disagree	7.98%	15
Neutral	35.64%	67
Agree	29.26%	55
Strongly Agree	21.28%	40
<b>TOTAL</b>		<b>188</b>

## Q242 I don't think there is much I can do about sexual misconduct on this campus.

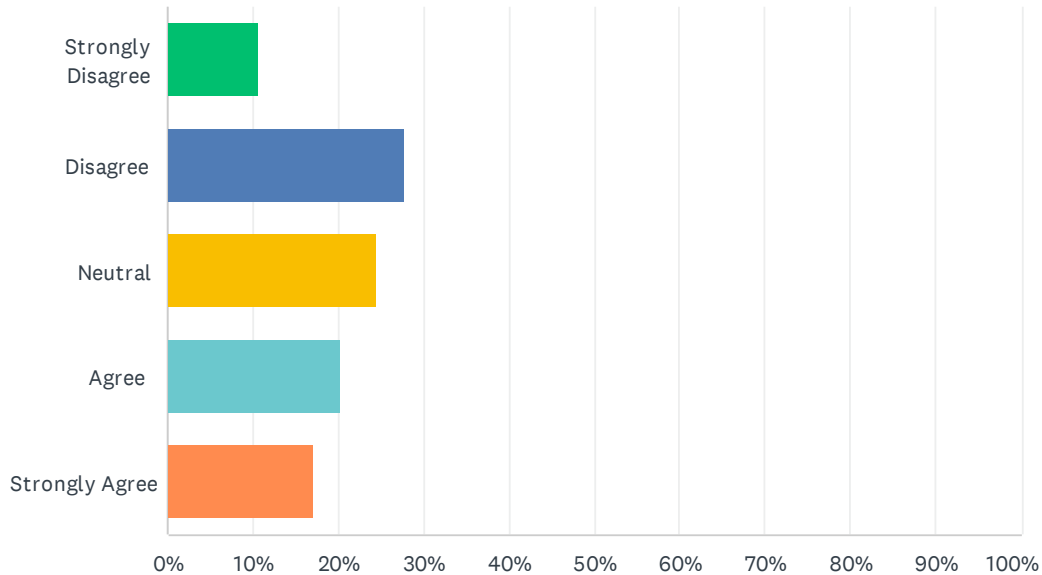
Answered: 188   Skipped: 139



ANSWER CHOICES	RESPONSES	
Strongly Disagree	7.98%	15
Disagree	23.40%	44
Neutral	37.23%	70
Agree	19.15%	36
Strongly Agree	12.23%	23
TOTAL		188

## Q243 There isn't much need for me to think about sexual misconduct while at college.

Answered: 188   Skipped: 139



ANSWER CHOICES	RESPONSES	
Strongly Disagree	10.64%	20
Disagree	27.66%	52
Neutral	24.47%	46
Agree	20.21%	38
Strongly Agree	17.02%	32
TOTAL		188

## Q244 What is your age?

Answered: 191 Skipped: 136

#	RESPONSES	DATE
1	45	3/6/2022 5:04 AM
2	39	3/4/2022 8:56 PM
3	20	3/4/2022 4:33 AM
4	34	3/4/2022 12:55 AM
5	61	3/3/2022 9:18 PM
6	19	3/3/2022 12:19 AM
7	45	3/2/2022 10:45 PM
8	22	3/2/2022 1:57 PM
9	19	3/2/2022 11:14 AM
10	43 years	3/2/2022 9:02 AM
11	25	3/2/2022 12:39 AM
12	40+	3/1/2022 10:23 PM
13	30	3/1/2022 9:31 PM
14	56	3/1/2022 9:08 PM
15	20	3/1/2022 6:56 PM
16	21	3/1/2022 5:56 PM
17	21	3/1/2022 4:44 PM
18	21	3/1/2022 4:26 PM
19	21	3/1/2022 4:07 PM
20	47	3/1/2022 3:43 PM
21	22	3/1/2022 3:42 PM
22	19	3/1/2022 3:32 PM
23	22	3/1/2022 3:27 PM
24	23	3/1/2022 3:21 PM
25	18	2/28/2022 7:06 PM
26	22	2/27/2022 2:09 PM
27	21	2/25/2022 6:25 PM
28	23	2/24/2022 5:55 PM
29	23	2/24/2022 5:08 AM
30	19	2/23/2022 10:13 AM
31	26	2/22/2022 5:20 PM
32	25	2/22/2022 12:02 PM
33	24	2/22/2022 12:00 PM



## 2022 Campus Climate

34	26	2/22/2022 11:37 AM
35	26	2/22/2022 11:26 AM
36	19	2/22/2022 6:19 AM
37	18	2/21/2022 8:48 PM
38	40	2/21/2022 6:33 PM
39	19	2/21/2022 2:24 PM
40	19	2/21/2022 2:09 PM
41	18	2/21/2022 1:58 PM
42	18	2/21/2022 1:25 PM
43	19	2/21/2022 1:14 PM
44	18	2/21/2022 1:11 PM
45	19	2/21/2022 1:06 PM
46	19	2/21/2022 1:05 PM
47	18	2/21/2022 1:05 PM
48	18	2/21/2022 1:04 PM
49	21	2/21/2022 2:31 AM
50	52	2/20/2022 11:07 AM
51	28	2/19/2022 11:17 PM
52	24	2/19/2022 7:07 PM
53	19	2/19/2022 12:36 PM
54	18	2/19/2022 10:27 AM
55	45	2/18/2022 3:49 PM
56	43	2/18/2022 8:54 AM
57	38	2/18/2022 5:47 AM
58	20	2/17/2022 10:03 PM
59	20	2/17/2022 12:53 PM
60	35	2/17/2022 11:41 AM
61	19	2/17/2022 11:28 AM
62	21	2/17/2022 8:54 AM
63	21	2/17/2022 12:24 AM
64	30	2/16/2022 10:50 PM
65	21	2/16/2022 10:15 PM
66	18	2/16/2022 9:37 PM
67	18	2/16/2022 9:34 PM
68	58	2/16/2022 7:01 PM
69	19	2/16/2022 7:00 PM
70	19	2/16/2022 6:38 PM
71	19	2/16/2022 4:11 PM

## 2022 Campus Climate

72	21	2/16/2022 4:03 PM
73	20	2/16/2022 3:04 PM
74	30	2/16/2022 11:07 AM
75	20	2/15/2022 8:50 PM
76	30	2/15/2022 5:54 PM
77	26	2/15/2022 5:53 PM
78	27	2/15/2022 5:32 PM
79	34	2/15/2022 4:16 PM
80	20	2/15/2022 3:51 PM
81	42	2/15/2022 2:20 PM
82	19	2/15/2022 2:04 PM
83	34	2/15/2022 1:54 PM
84	20	2/15/2022 1:49 PM
85	18	2/15/2022 1:40 PM
86	20	2/15/2022 1:31 PM
87	22	2/15/2022 12:42 PM
88	46	2/15/2022 12:41 PM
89	19	2/15/2022 12:08 PM
90	19	2/15/2022 12:05 PM
91	21	2/15/2022 11:58 AM
92	19	2/15/2022 11:55 AM
93	19	2/15/2022 11:51 AM
94	20	2/15/2022 11:49 AM
95	23	2/15/2022 11:49 AM
96	21	2/15/2022 11:44 AM
97	57	2/14/2022 11:31 PM
98	56	2/14/2022 10:30 PM
99	19	2/14/2022 2:27 PM
100	19	2/14/2022 1:36 PM
101	18	2/14/2022 1:31 PM
102	21	2/14/2022 1:11 PM
103	27	2/14/2022 9:42 AM
104	19	2/13/2022 11:41 PM
105	21	2/13/2022 4:10 PM
106	31	2/13/2022 5:45 AM
107	22	2/12/2022 5:25 PM
108	53	2/12/2022 2:14 PM
109	99	2/12/2022 11:38 AM

## 2022 Campus Climate

110	28	2/11/2022 9:20 PM
111	20	2/11/2022 5:36 PM
112	21	2/11/2022 5:02 PM
113	18	2/11/2022 4:39 PM
114	45	2/11/2022 2:44 PM
115	18	2/11/2022 1:26 PM
116	27	2/11/2022 10:53 AM
117	29	2/11/2022 9:36 AM
118	44	2/11/2022 7:26 AM
119	30	2/11/2022 3:11 AM
120	48	2/11/2022 12:07 AM
121	32	2/10/2022 9:54 PM
122	41	2/10/2022 9:32 PM
123	18	2/10/2022 9:08 PM
124	20	2/10/2022 8:13 PM
125	21	2/10/2022 7:58 PM
126	19	2/10/2022 7:46 PM
127	20	2/10/2022 7:45 PM
128	24	2/10/2022 7:44 PM
129	19	2/10/2022 7:44 PM
130	18	2/10/2022 7:40 PM
131	19	2/10/2022 7:39 PM
132	19	2/10/2022 7:39 PM
133	18	2/10/2022 7:35 PM
134	18	2/10/2022 7:35 PM
135	22	2/10/2022 7:34 PM
136	18	2/10/2022 7:34 PM
137	21	2/10/2022 7:33 PM
138	21	2/10/2022 7:33 PM
139	21	2/10/2022 7:29 PM
140	20	2/10/2022 7:29 PM
141	20	2/10/2022 7:28 PM
142	21	2/10/2022 7:28 PM
143	28	2/10/2022 4:40 PM
144	23	2/10/2022 4:09 PM
145	40	2/10/2022 1:55 PM
146	19	2/10/2022 1:51 PM
147	33	2/10/2022 1:38 PM

## 2022 Campus Climate

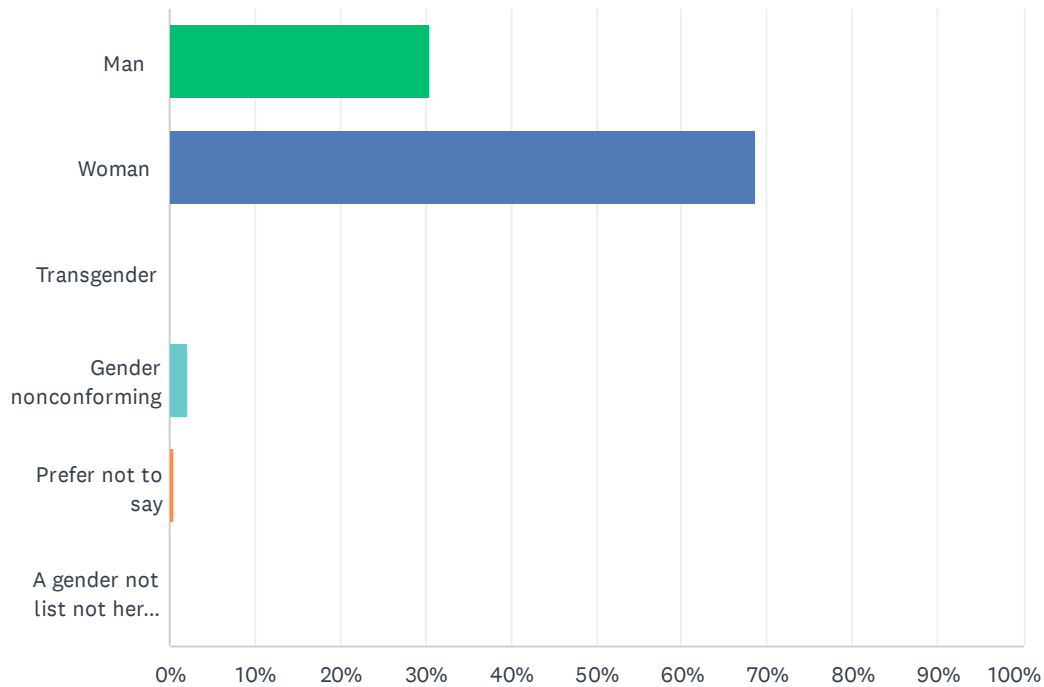
148	18	2/10/2022 1:21 PM
149	21	2/10/2022 12:45 PM
150	41	2/10/2022 12:37 PM
151	40	2/10/2022 11:38 AM
152	21	2/10/2022 11:19 AM
153	21	2/10/2022 11:16 AM
154	18	2/10/2022 11:03 AM
155	21	2/10/2022 10:54 AM
156	22	2/10/2022 10:51 AM
157	19	2/10/2022 10:50 AM
158	50	2/9/2022 11:23 PM
159	21	2/9/2022 2:10 PM
160	19	2/9/2022 12:19 PM
161	20	2/9/2022 12:07 PM
162	19	2/9/2022 7:25 AM
163	21	2/8/2022 11:42 PM
164	18	2/8/2022 11:13 PM
165	21	2/8/2022 10:07 PM
166	19	2/8/2022 9:46 PM
167	36	2/8/2022 9:30 PM
168	21	2/8/2022 7:43 PM
169	38	2/8/2022 7:39 PM
170	19	2/8/2022 7:04 PM
171	27	2/8/2022 6:52 PM
172	20	2/8/2022 6:47 PM
173	19	2/8/2022 6:40 PM
174	24	2/8/2022 6:22 PM
175	19	2/8/2022 6:04 PM
176	20	2/8/2022 5:30 PM
177	20	2/8/2022 5:26 PM
178	33	2/8/2022 5:23 PM
179	27	2/8/2022 5:19 PM
180	19	2/8/2022 5:18 PM
181	18	2/8/2022 5:09 PM
182	20	2/8/2022 5:08 PM
183	18	2/8/2022 4:59 PM
184	53	2/8/2022 4:44 PM
185	19	2/8/2022 4:37 PM

## 2022 Campus Climate

186	22	2/8/2022 4:31 PM
187	22	2/8/2022 4:30 PM
188	22	2/8/2022 4:27 PM
189	24	2/8/2022 4:26 PM
190	19	2/8/2022 4:25 PM
191	18	2/8/2022 4:24 PM

## Q245 What best describes your gender identity? Check all that apply

Answered: 194 Skipped: 133

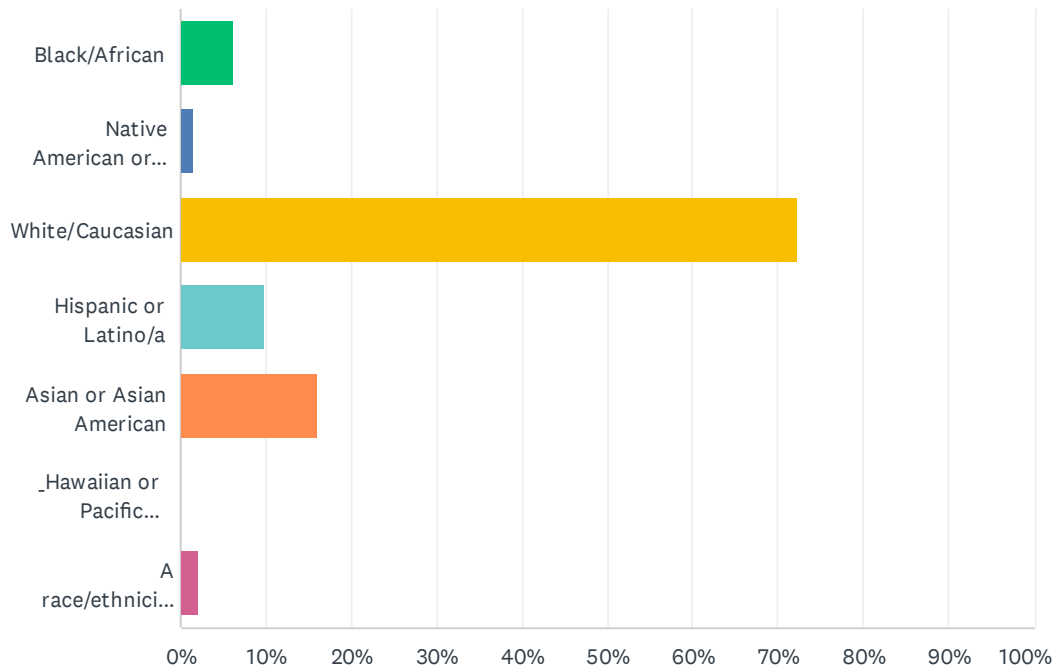


ANSWER CHOICES	RESPONSES	
Man	30.41%	59
Woman	68.56%	133
Transgender	0.00%	0
Gender nonconforming	2.06%	4
Prefer not to say	0.52%	1
A gender not list not here (write-in)	0.00%	0
Total Respondents: 194		

#	A GENDER NOT LIST NOT HERE (WRITE-IN)	DATE
	There are no responses.	

## Q246 Describe your race/ethnicity? Please check all that apply.

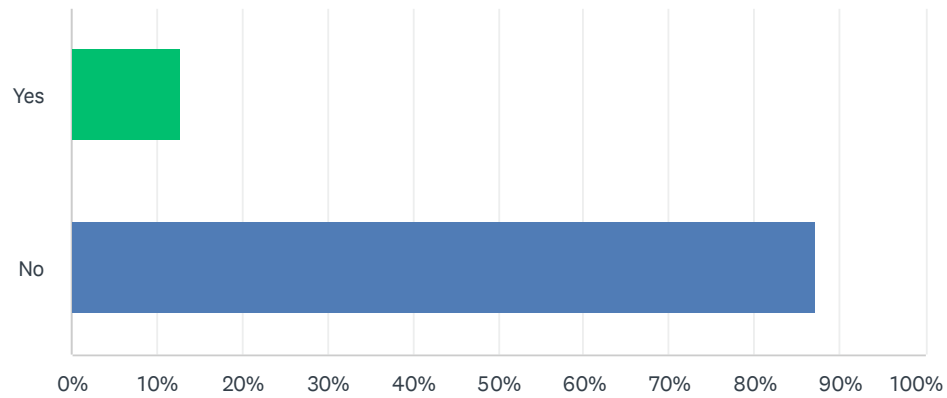
Answered: 195   Skipped: 132



ANSWER CHOICES	RESPONSES	
Black/African	6.15%	12
Native American or Alaskan native	1.54%	3
White/Caucasian	72.31%	141
Hispanic or Latino/a	9.74%	19
Asian or Asian American	15.90%	31
_Hawaiian or Pacific Islander	0.00%	0
A race/ethnicity not listed here:	2.05%	4
Total Respondents: 195		

## Q247 Are you an international student?

Answered: 195 Skipped: 132

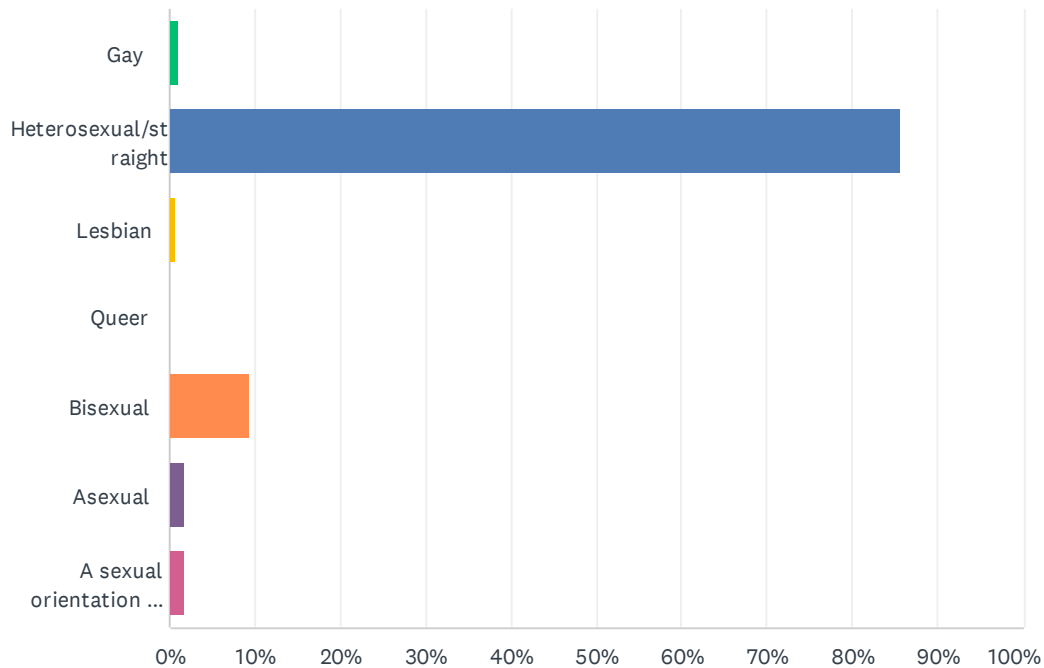


ANSWER CHOICES	RESPONSES	
Yes	12.82%	25
No	87.18%	170
TOTAL		195



## Q248 What is your sexual orientation?

Answered: 181 Skipped: 146

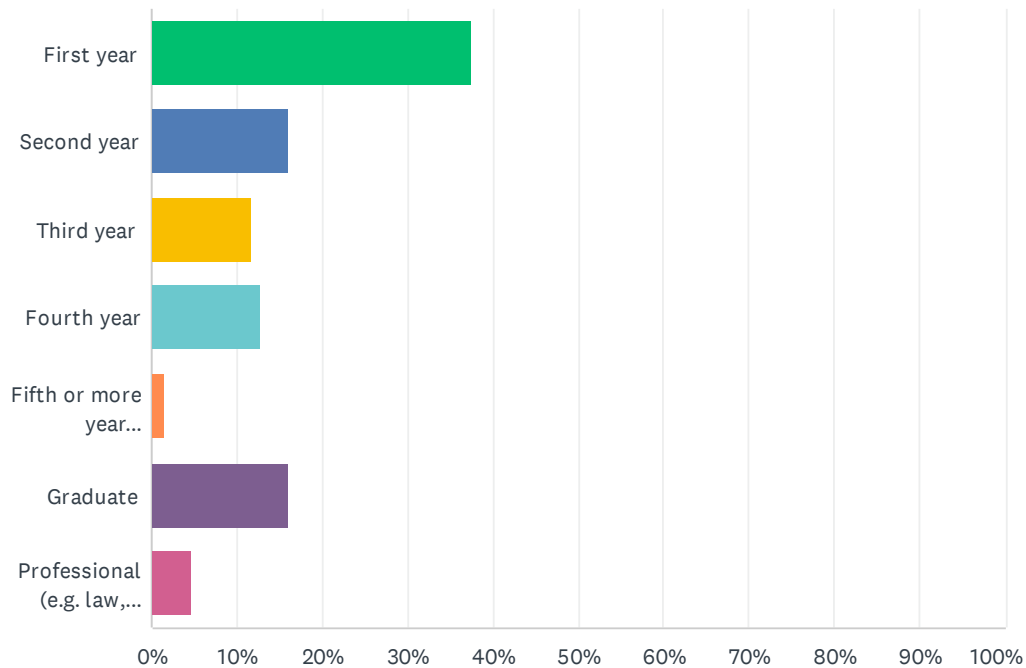


ANSWER CHOICES	RESPONSES	
Gay	1.10%	2
Heterosexual/straight	85.64%	155
Lesbian	0.55%	1
Queer	0.00%	0
Bisexual	9.39%	17
Asexual	1.66%	3
A sexual orientation not listed here:	1.66%	3
<b>TOTAL</b>		<b>181</b>

#	A SEXUAL ORIENTATION NOT LISTED HERE:	DATE
1	Questioning	2/15/2022 8:50 PM
2	Pansexual	2/15/2022 12:42 PM
3	no comment	2/10/2022 1:55 PM

## Q249 What year of school are you in?

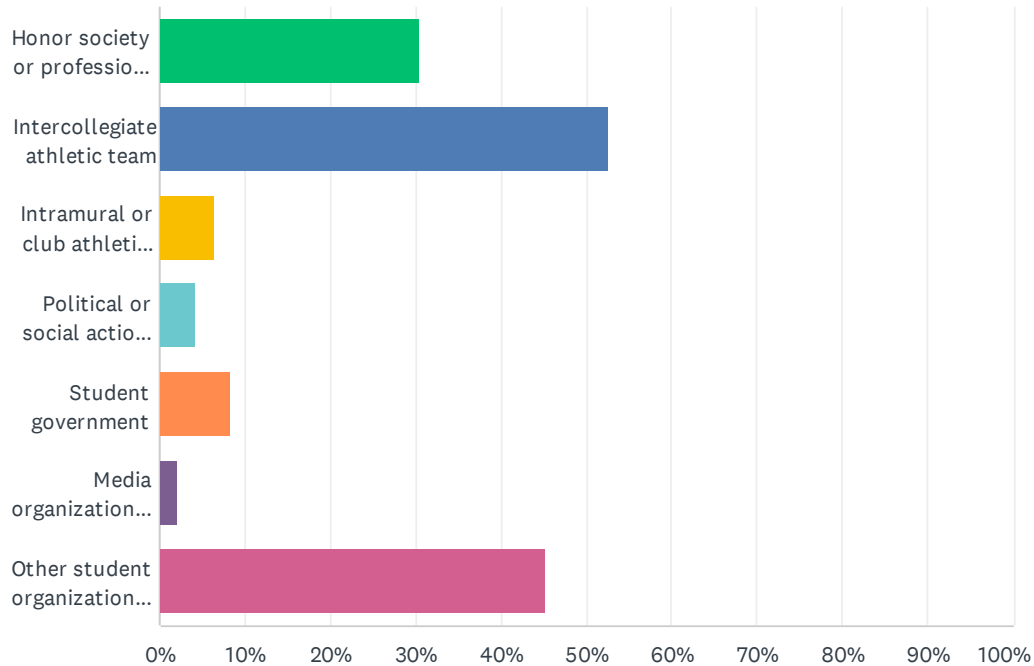
Answered: 195   Skipped: 132



ANSWER CHOICES	RESPONSES	
First year	37.44%	73
Second year	15.90%	31
Third year	11.79%	23
Fourth year	12.82%	25
Fifth or more year undergraduate	1.54%	3
Graduate	15.90%	31
Professional (e.g. law, medicine, veterinary, dentistry)	4.62%	9
TOTAL		195

**Q250 Since you've been a student at Rivier University, have you been a member or participated in any of the following? Please check all that apply.**

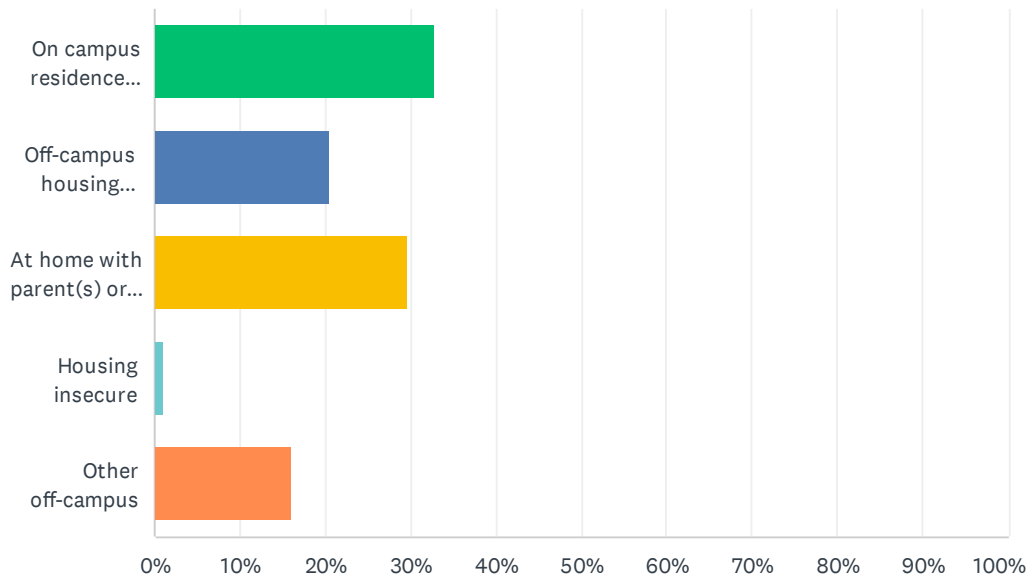
Answered: 95   Skipped: 232



ANSWER CHOICES	RESPONSES	
Honor society or professional group related to your major, field of study	30.53%	29
Intercollegiate athletic team	52.63%	50
Intramural or club athletic team	6.32%	6
Political or social action group	4.21%	4
Student government	8.42%	8
Media organization (e.g., newspaper, radio, magazine)	2.11%	2
Other student organization or group	45.26%	43
Total Respondents: 95		

## Q251 Which of the following best describes your living situation?

Answered: 195   Skipped: 132



ANSWER CHOICES	RESPONSES	
On campus residence hall/dormitory	32.82%	64
Off-campus housing non-university sponsored	20.51%	40
At home with parent(s) or guardian(s)	29.74%	58
Housing insecure	1.03%	2
Other off-campus	15.90%	31
<b>TOTAL</b>		<b>195</b>