

How to Become a RISE Member


1. Start at the RISE website: rivier.edu/rise.
2. Scroll down the page and click on the [RISE Membership Portal](#) link.

Become a RISE Member

Courses are offered in fall and spring semesters. Access the RISE Membership Portal to create your RISE account and register for courses.

RISE MEMBERSHIP PORTAL

BENEFITS OF RISE MEMBERSHIP



3. Under “Welcome to RISE” click on link “Click here to join”.

[HOME](#) [RISE MEMBERSHIP](#) [REGISTER FOR COURSES](#) [CAMPUS INFO](#)

WELCOME TO RISE!

You can join RISE at any time: [CLICK HERE TO JOIN](#)

Returning Members can [LOGIN](#) and renew their membership at any time.

RISE FALL 2025 SEMESTER

September 8, 2025 - November 14, 2025

TERM 1: September 8 - October 10
TERM 2: October 13 - November 14

4. Scroll down and type your email address in the **Email box** and click on **I’m not a robot**.

spam folder. After completing the membership application, you can register for courses during an open registration period.

If you are a **RETURNING RISE Member**: [LOG IN](#) during an open registration period to register for courses.

After you have registered for your courses, please pay your Semester Membership Fee online or by check:

- [Pay online by credit card using our secure site](#)
- Mail check payable to Rivier University (Indicate RISE in the memo line) to Rivier University, Attention RISE, 420 South Main Street, Nashua, NH 03060

RISE NOTES, our bi-weekly email newsletter, contains the latest RISE news and event information. If you would like to receive the RISE Notes, please email the office at rise@rivier.edu. Please add rise@rivier.edu to your contacts list so the newsletter does not go into your Spam folder. For any questions or if you experience any difficulty joining RISE or registering for classes, please contact the RISE office at rise@rivier.edu or call us at (603) 897-8623.


Level

RISE Member - \$115.00 (USD)
Subscription period: Half a year, on: February 1st
No automatically recurring payments

Enter your email

* Mandatory fields

☐ I'm not a robot


hCAPTCHA
Privacy - Terms

NEXT

5. Click **Next**.
6. Scroll down and fill in the application form.

Fill in application form

* First name

* Last name

* Address

* City

* State

* Zip Code

Email

* Phone

* Emergency Contact Name

* Emergency Contact Phone

* FIRST TIME RISE MEMBER?

* FIRST TIME RISE MEMBER?

* Are you a Rivier graduate?

* Date of Birth

How did you hear about RISE

Do you have an area of professional expertise?

Do you have any special interests/hobbies/pastimes?

Do you work prior to retirement?

Where did you learn about RISE?



BACK NEXT

7. Click **Next**.

8. Review and confirm your membership, then click **Confirm**. You will see your RISE membership profile.

RISE NOTES, our bi-weekly email newsletter, contains the latest RISE news and event information. If you would like to receive the RISE Notes, please email the office at rise@rivier.edu. Please add rise@rivier.edu to your contacts list so the newsletter does not go into your Spam folder. For any questions or if you experience any difficulty joining RISE or registering for classes, please contact the RISE office at rise@rivier.edu or call us at (603) 897-8623.

Review and confirm

Level RISE Member - \$115.00 (USD)
Subscription period: Half a year, on: February 1st
No automatically recurring payments

Total amount **\$115.00 (USD)**

Payment instructions Thank you for creating a RISE membership account. The Semester Membership Fee is \$115 fee and is payable **ONLY** during semester registration periods during the Fall and Spring semesters. Payment is due only after you register for courses and before courses begin. Any invoice you receive is due only after you have registered for classes.

Pay online by credit card at: https://secure.touchnet.net/C21287_ustores/web/product_detail.jsp?PRODUCTID=0&SINGLESTORE=true
Mail check payable to Rivier University (indicate RISE in the memo).
Mail to: Rivier University RISE, 420 South Main Street, Nashua, NH 03060

CANCEL

BACK CONFIRM

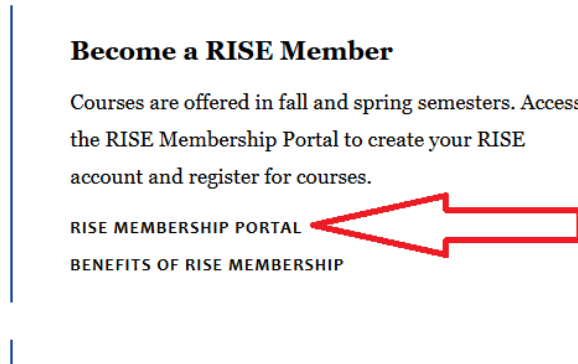


Application data

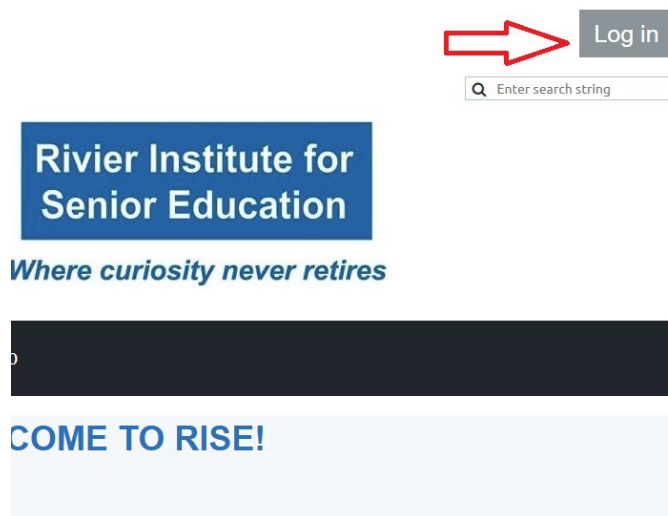
9. You will receive an email confirming your membership.

Logging in to your Membership Portal Account

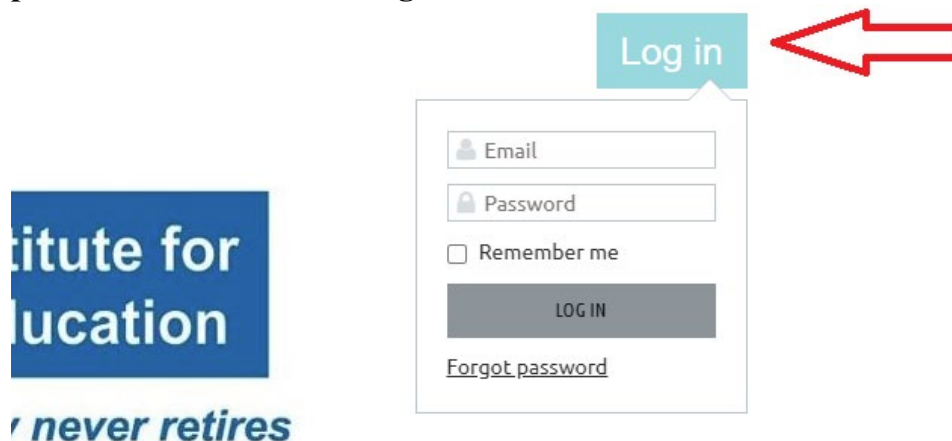
1. Start at the RISE website: rivier.edu/rise.
2. Scroll down the page and click under the heading Become a RISE Member. Click on RISE Membership portal link.



3. Click the gray **Log in** box in the upper right corner of the page.




4. Type your email address in the **email** box and your temporary password, from the email, in the **password** box and click **Log In**.



5. Click on the box that says: **I agree to the terms of use for Wild Apricot's websites, mobile apps, and services** and click **Continue**. You will receive this message the first time you log in.

ACCEPT WILD APRICOT'S TERMS OF USE

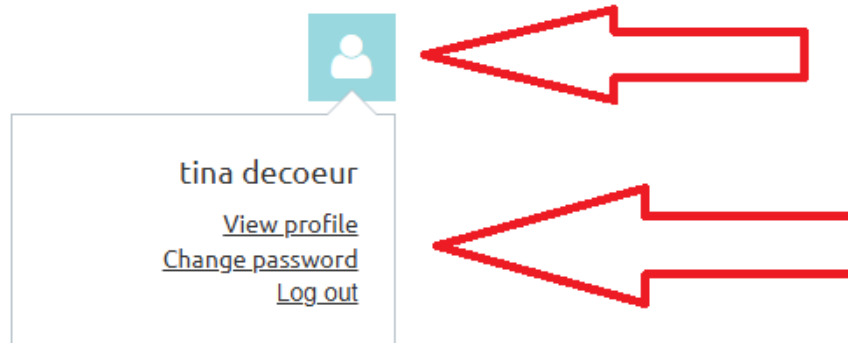
These terms of use apply to your use of Wild Apricot's websites, mobile apps, and services.

 ☐ I agree to the [terms of use](#) for Wild Apricot's websites, mobile apps, and services

To log in, you must agree to the terms of use



6. If you are a new member, follow the steps below to create a password.
- Select the icon in the top right corner
 - Select Change Password on the drop down



- Add your existing password from your email
- Add your new password and confirm your new password
- Select SAVE

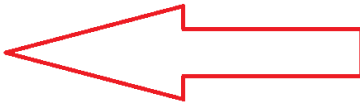
CHANGE PASSWORD

CHANGE PASSWORD FOR TINA DECOEUR

Current password


New password

Confirm new password



Password requirements:

- ✓ Minimum of 12 characters in length
- ✓ Contains both upper and lower case letters
- ✓ Contains at least 1 number
- ✓ Contains at least 1 special character



If you are an existing member who has forgotten password

1. On the RISE Membership Portal select Log In in the top right corner
2. Click on **Forgot password**, type your email address,

REGISTER FOR COURSES CAMPUS INFO

3. click the **I'm not a robot**, then click **Submit**.

RESET PASSWORD

reCAPTCHA Privacy - Terms

4. Check your email for a message that will tell you how to choose a new password for your RISE account.
5. Click on the link under the words: **To choose a new password go to:**
6. Type your new password then type it again in the **Confirm new password** box.
7. Click the gray **Log in** box in the upper right corner of the page and use your email address and new password to Log in.

Home

Registering for Courses

1. Once you have logged in to your Membership Portal Account, you can register for Courses.
2. Scroll down to the black bar and click **REGISTER FOR COURSES**.



3. Click on the **Register** button for the course you want to take then click **Next**.

Course Selections

After you register, you can print your course selections by clicking here and following instructions [Print Course Selections](#).

Courses will appear below when registration opens on Friday, August 15.

SEMESTER COURSES BELOW:



test

Start	19 Dec 2025
End	22 Dec 2025
Schedule	4 sessions
Location	ZOOM
Spaces left	2

[» Show details](#)

REGISTER

Powered by [Wild Apricot](#) Memt

4. Ensure that your registration information is correct and click **Next**.

RISE *Where curiosity never retires*

[HOME](#) [RISE MEMBERSHIP](#) [REGISTER FOR COURSES](#) [CAMPUS INFO](#)

test [Add to my calendar](#)

Event test
19 Dec 2025
- 22 Dec 2025
(4 sessions)
Location: ZOOM

Enter registrant email * Mandatory fields

Email

CANCEL **NEXT**

Balance due: \$11

First name

Last name

Address

City

State

Zip Code

Email

Phone

Emergency Contact Name

Emergency Contact Phone

FIRST TIME RISE MEMBER?

Are you a Rivier graduate?

Date of Birth

How did you hear about RISE

[CANCEL](#) [BACK](#) [NEXT](#)

5. Review the information about the class you've registered for and click **Confirm**. You will receive a separate email for each course you've registered for.

test [Add to my calendar](#)

Review and confirm

Event test
19 Dec 2025
- 22 Dec 2025
(4 sessions)
Location: ZOOM

Ticket type TEST

[CANCEL](#) [BACK](#) [CONFIRM](#)

Registration information

First name tina
Last name decoeur
Address test
City test
State test
Zip Code test

6. To register for another class, click **REGISTER FOR COURSES** in the black bar.

[HOME](#) [RISE MEMBERSHIP](#) [REGISTER FOR COURSES](#) [CAMPUS INFO](#)

test

Add to my calendar

Event

test

19 Dec 2025
- 22 Dec 2025
(4 sessions)

Location: ZOOM

Ticket type

TEST

Event registration: Confirmation (Receipt)

Thank you for your registration!
Your registration is complete.
Below are your registration details.

Event registration data

First name

tina

Balance

If you need help becoming a RISE member or registering for classes, please don't hesitate to call the RISE office at 603-897-8623.